

**APEX**



# Industrial Fastener Tools

TC-100EN 0308 12.5M

**COOPER** PowerTools



# Table of Contents

## Introduction . . . . . IV

### Bits

Phillips . . . . .	1
Slotted . . . . .	6
Torx® . . . . .	10
Torx Plus® . . . . .	12
Pozidriv® . . . . .	13
Sel-O-Fit® . . . . .	14
Quadrex® . . . . .	14
Frearson . . . . .	15
B.N.A.E. . . . .	15
Socket Head . . . . .	16
Square Recess . . . . .	18
Pipe Plug Inserts . . . . .	20
Torq-Set® . . . . .	21
Mor Torq® . . . . .	21
Tri-Wing® . . . . .	22
Hi-Torque® . . . . .	23
Triple Square . . . . .	23

### Bit Holders

Hex Drive . . . . .	25
Female Square Drive . . . . .	26

### Hand Drivers

Replaceable Bit . . . . .	28
Awls . . . . .	28

### Hex Drive Nutsetters, Extensions & Universal Wrenches

Nutsetters . . . . .	27
Extensions . . . . .	29
Universal Wrenches . . . . .	31

### 1/4" Drive Sockets, Extensions, Adapters & Universal Wrenches

SAE Sockets and Universal Wrenches . . .	35
Metric Sockets and Universal Wrenches .	37
Spline and Torx® Sockets . . . . .	38
Extensions and Adapters . . . . .	39

### 3/8" Drive Sockets, Extensions, Adapters & Universal Wrenches

SAE Sockets & Universal Wrenches . . . .	40
Metric Sockets & Universal Wrenches . . .	44
Spline & Torx® Sockets . . . . .	47
Extensions & Adapters . . . . .	47

### 1/2" Drive Sockets, Extensions, Adapters & Universal Wrenches

SAE Sockets & Universal Wrenches . . . .	48
Metric Sockets & Universal Wrenches . . .	54
Spline & Torx® Sockets . . . . .	58
Extensions & Adapters . . . . .	58

### 5/8" Drive Sockets, Extensions, Adapters & Universal Wrenches

SAE Sockets & Universal Wrenches . . . .	60
Metric Sockets . . . . .	61
Extensions & Adapters . . . . .	61

### 3/4" Drive Sockets, Extensions, Adapters & Universal Wrenches

SAE Sockets & Universal Wrenches . . . .	62
Metric Sockets . . . . .	64
Extensions & Adapters . . . . .	64

### 1" Drive Sockets, Extensions & Adapters

SAE Sockets & Budd Wheel Sockets . . . .	65
Metric Sockets . . . . .	66
Extensions & Adapters . . . . .	66

### 1 1/2" Drive SAE Sockets & Adapters . . . . . 67

### 2 1/2" Drive SAE Sockets & Adapters . . . . . 67

### Anti-Mar Protective Covers

µ-Guard . . . . .	68
Free-Spin . . . . .	72
Engineered Solutions . . . . .	76

### Special Sockets, Adapters & Accessories

Reversible Sockets . . . . .	82
Valve Stem Drivers . . . . .	82
Ferry Cap® Sockets . . . . .	82
Tap Holding Sockets . . . . .	82
Grease Fitting Sockets . . . . .	83
Drill Holders . . . . .	83
Extensions & Adapters, Universal . . . . .	
Wrenches & Budd Wheel Sockets . . . . .	83
Socket Retaining Rings . . . . .	84
Adapters . . . . .	84
Quotation Worksheets . . . . .	86
Part Number Index . . . . .	89

# Quick Reference

	<b>Bits</b>	<b>1 – 24</b>
	<b>Bit Holders</b>	<b>25 – 26</b>
	<b>Hand Drivers</b>	<b>28</b>
	<b>Hex Drive Nutsetters, Extensions &amp; Universal Wrenches</b>	<b>27 – 31</b>
	<b>1/4" Sockets, Extensions, Adapters &amp; Universal Wrenches</b>	<b>35 – 39</b>
	<b>3/8" Sockets, Extensions, Adapters &amp; Universal Wrenches</b>	<b>40 – 48</b>
	<b>1/2" Sockets, Extensions, Adapters &amp; Universal Wrenches</b>	<b>49 – 59</b>
	<b>5/8"-2 1/2" Sockets, Extensions, Adapters &amp; Universal Wrenches</b>	<b>60 – 67</b>
	<b>Anti-Mar Protective Covers</b>	<b>68– 80</b>
	<b>Special Sockets, Adapters &amp; Accessories</b>	<b>81 – 85</b>
	<b>Part Number Index</b>	<b>89 – 97</b>


# The Apex heritage of quality



For more than half a century Apex has maintained a position of leadership in industrial fastening tools. Today, Apex stands ready to improve the productivity of assembly operations around the world with unsurpassed tool performance and customer service.

## Precision Fit


Apex quality begins with select raw materials. Only carefully chosen, high grade tool steel is used. Each tool is manufactured to the tightest tolerances in the industry...most are even tighter than licensing agreement requirements. Our bits meet the most stringent government and military specifications where applicable ( ie. MIL-B-9946/5 for HTS Hi-Torque® bits used in aerospace assembly).



*Precision fit of Apex tools eliminates "cam-out" and premature bit failure.*

Apex sockets, nutsetters and universal wrenches have hex tolerances that are on average 48% tighter than DIN and 35% tighter than ANSI requirements. With Apex you are assured of an exact, sure fit.

All Apex sockets and extensions have the tightest tolerances for straightness



*Precision-manufactured Apex tools are virtually wobble-free.*

and concentricity in the industry. Tools that run true perform better and last longer.

## Lasting Performance

Each Apex tool is tempered with our proprietary heat treating process that lets you select the degree of hardness

your particular application requires. Choose from tough, non-brittle durability that stands up to torque, to the hardest heat treat available in the industry for the ultimate in wear resistance.



*Apex bits & sockets last ten times longer than most of our competitors.*

Apex offers a choice of three heat treat hardness levels in many of our screwdriver bits to match the application. These heat treats are specified by a letter suffix as follows:

- X - Hardest heat treat in the industry**
- I - Intermediate hardness**
- R - Lowest hardness**

Our experienced staff can help in selecting the best heat treat for your particular application.



# ity, delivery and support.

## Innovative Solutions

Throughout our history Apex has partnered with the leading fastener manufacturers to assist in the development of new fastening technologies. Today, many of these new tools that are now common can trace their history back to Apex engineering.

Recently Apex introduced a family of protective covers to satisfy the growing demand for products that prevent in-system damage. The family includes **μ-Guard™**, **FreeSpin™** and **Engineered Products**.



what you need as a non-catalog item. If not, our experienced staff of tooling experts can design and manufacture "specials" to meet the needs of your specific applications. You can even submit special requests on-line at our website [www.apex-tools.com](http://www.apex-tools.com) by completing the simple forms.

This flexibility has helped make Apex the only manufacturer which is a market and technology leader in all of the following industrial product categories: Bits & Bit Holders, Impact Sockets, Extensions and Universal Wrenches.

## Availability & Service

Apex has approximately 2,000 authorized distributor locations globally to provide product off-the-shelf as well as knowledgeable service and support. Apex stocks over 1,000 part numbers and a multitude of blanks to manufacture several thousand more in order to support our strong global distribution network.



## Unsurpassed Offering



This catalog contains 3,000+ of the most frequently requested bits, sockets and fastening accessories. Our entire active offering approaches 10,000 sellable part numbers. If the tool you need does not appear in this catalog, give us a call. The odds are, we may have

**COOPER** PowerTools



# Important Notes

## User safety tips

---

- Always wear safety glasses when using any tool.
- Always visually inspect tool for damage and cracking. Immediately replace all damaged tools.
- Do not modify or alter any tool.
- Do not use tools beyond their limit or useful life.
- Contact Apex for the recommended operating torque of any tool.

## Selecting the proper heat treat for bits

---

Choosing the proper heat treat for screwdriver tools is important in achieving long tool life. Different applications, different operators, and different power tools require different heat treats. Apex offers a choice of three heat treat hardness levels in many of our screwdriver bits to match the particular customer's application. These heat treats are specified by a letter suffix as follows:

**X - The hardest heat treat in the industry**

**I - Intermediate hardness**

**R - Lowest hardness**

Selecting the heat treat best suited for a particular application may require some trial and error. The proper heat treat depends on the failure mode. If the bit breaks or shatters, select a bit with less hardness. If the failure mode is wear, select a harder bit. Many times both breakage and wear may occur within the same application. This can be due to a number of factors such as different operators, different torque values, and different power tool settings.

In general, high torque applications require "R" heat treats to withstand twisting and resist breakage. The "X" heat treat is most suitable for low torque applications, particularly if hardened screws are used.

If a failure occurs, a change in hardness may result in better service. The "X" heat treat is most common and should be selected unless the specifics of an application or an existing problem would suggest using "I" or "R" hardness.

To specify a particular heat treat, add a letter suffix to the part number. For example, to specify "X" hardness in a #2 Phillips insert, the part number would be 440-2X. Not all Apex bits are available in all heat treats. Special heat treats can be supplied for a particular application. Contact your Apex representative for specific recommendations.


Since "X" hardness is the most popular with our customers, it is our default product where "X" designation may be omitted from the part number. For all other hardness designations, the product packaging will be marked with the appropriate hardness designation letter.

## Warning

---

- Using any adapter may result in a torque overload and failure in the adapter, socket or fastener.
- Do not use thin wall sockets with impact power tools.
- Do not use universal wrenches with impact power tools.

# APEX® Solutions



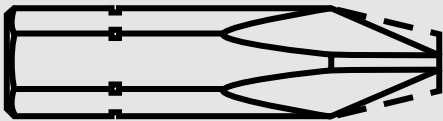
## **What's the difference between an insert and a power bit?**

Insert bits are commonly used with a bit holder in power tool applications. This combination is economical, provides flexibility and allows a fastener to be magnetically held by the bit. Power bits are placed directly into the power tool chuck. See pages 25-26 for a complete listing of Apex bit holders.



## **What's the advantage of reduced diameter bits?**

Reduced diameter bits are ideal for driving screws below the surface of drywall.



## **What's the advantage of 27 Series bits?**

27 Series bits are ideal for poorly recessed Phillips screws. A wider tip design fills out an inexact recess to make better contact.

## **What's the advantage of Apex® ACR® bits?**

Painted, coated or corroded fasteners can present special problems. Apex® ACR® insert bits' special wing-face ribs grip screw recesses to reduce stripping and cam-out which can result in damage to the surrounding workpiece. Choose from bits ribbed for screw removal, driving or both. They're also available in both insert bits and power drives.



## **Why do Apex bits last so much longer?**

Apex's premium tool alloys and proprietary heat treat help avoid typical problems such as shattering and premature bit wear. Most Apex bits are available in three different heat treat hardnesses.



Refer to page vi for information on selecting the proper heat treat.

*If the tool you need does not appear in this catalog, give us a call. The odds are, we may have what you need as a non-catalog item. If not, our experienced staff of tooling experts can design and manufacture "specials" to meet the needs of your specific application. Give us a call at 1-800-845-5629 or visit our website [www.apex-tools.com](http://www.apex-tools.com).*

# In this section...

## Insert and Power Drive Bits



For all these fastener styles:



## Bit Holders, Nutsetters, Extensions and Universal Wrenches



Bit holders adapt hex drive and female square drive power tools to a variety of insert bits. Hex drive nutsetters, extensions and universal wrenches allow nutrunning in all types of applications.

## Selecting the correct Phillips point size

Apex bits in these five point sizes will drive ANY Phillips screw

Point Size	Wood Screws Body Dia.	Wood Screws Flat, Oval	Wood Screws Round	Machine Screws Flat, Oval, Binding	Machine Screws Round, Fillister	Machine Screws Truss, Brazier, Button	Sheet Metal Screws Flat, Round, Oval, Stove, Binding
0	0	0	0	0	0	0	
1	3/16	2	2	2	2	2	2
		3	3	3	3	3	
		4	4	4	4	4	
2	1/4	5	5	5	5	5	5
		6	6	6	8	6	
		7	7	8	8	10	7
		8	8	10	10	8	
		9	9	10			
	10						
3	5/16	10	12	12	12	12	12
		12	14	1/4	1/4	14	
		14	16	5/16			
		16					
4	3/8	18	18	5/16	3/8	5/16	
		20	20	3/8	7/16	3/8	
		24	24	7/16	1/2	7/16	
		1/2	1/2				

**IMPORTANT** The table above will enable you to determine the Phillips point size required for any Phillips screws or bolts. The No. 2 and No. 3 point sizes cover the range of Phillips screws most commonly used. The Apex Phillips bits on the following pages are available in point sizes to drive any Phillips screw.



# Phillips Bits

## 1/4" Hex Insert Bits



Part Number	Point Size	Overall Length		
		In.	mm	
440-1X	1	1	25	
440-115X	1	1 1/2	38	
440-12X	1	2	51	
440-125X	1	2 1/2	64	
440-13X	1	3	76	
440-2X	2	1	25	
440-21	2	1	25	
440-215X	2	1 1/2	38	
440-22X	2	2	51	
440-225X	2	2 1/2	64	
440-23X	2	3	76	
440-24X	2	4	101	
440-255X	2	5 1/2	140	
440-26X	2	6	152	
440-27X*	2	1	25	For shallow screw recesses
440-3X	3	1	25	
440-31	3	1	25	
440-3125X	3	1 1/4	32	
440-3BNX	3	1 1/4	32	Large body
440-32X	3	2	51	
440-325X	3	2 1/2	64	
440-33X	3	3	76	
440-34X	3	4	101	
440-4X	4	1 5/16	33	

\*For shallow screw recesses. See Tool Tip on page 7

## 1/4" Hex Insert Bits – Limited Clearance



Part Number	Point Size	Overall Length		Turned Length (A)		Turned OD (B)	
		In.	mm	In.	mm	In.	mm
446-0X	0	1	25	7/16	11	0.108	4.06
446-1X	1	1	25	7/16	11	0.108	4.06
446-12X	1	2	51	7/16	11	0.108	4.06
SD-1055-A	1	2	51	1 3/8	35	0.108	4.06
446-2X	2	1	25	7/16	11	0.108	4.06
446-21	2	1	25	7/16	11	0.108	4.06
446-215X	2	1 1/2	38	7/16	11	0.108	4.06
446-22X	2	2	51	7/16	11	0.108	4.06
446-215T	2	1 1/2	38	1	25	0.108	4.06
446-22TX	2	2	51	1 1/2	38	0.108	4.06
446-225T	2	2 1/2	64	1 3/4	44	0.108	4.06
446-23T	2	3	76	2 1/4	57	0.108	4.06
446-27X*	2	1	25	7/16	11	0.108	4.06

\* For shallow screw recesses see Tool Tip on page 5.

## 1/4" Hex Insert Bits – ACR®



Part Number	Point Size	Overall Length		
		In.	mm	
440-1-ACR1-RX	1	1	25	
440-1-ACR1-DX	1	1	25	
440-1-ACR1X	1	1	25	
440-2-ACR2-RX	2	1	25	
440-2-ACR2-RI	2	1	25	
440-2-ACR2-DX	2	1	25	
440-2-ACR2X	2	1	25	
446-2-ACR2-DX	2	1	25	Limited Clearance
440-22-ACR2-RX	2	2	51	
440-22-ACR2-DX	2	2	51	
440-22-ACR2X	2	2	51	
440-3-ACR3-RX	3	1	25	
440-3-ACR3-DX	3	1	25	
440-3-ACR3X	3	1	25	

**Part number suffix -R**  
For removal



**Part number suffix -D**  
For driving



**No part number suffix**  
For both removal and driving



## 5/16" Hex Insert Bits



Part Number	Point Size	Overall Length		
		In.	mm	
480-1X	1	1 1/4	32	
480-2X	2	1 1/4	32	
480-22X	2	2	51	
480-225X	2	2 1/2	64	
480-24X	2	4	101	
480-3X	3	1 1/4	32	
480-325X	3	2 1/2	64	
480-34X	3	4	101	
480-4X	4	1 1/4	32	
480-4BNX	4	1 1/2	38	Large body
480-425X	4	2 1/2	64	

## 5/16" Hex Insert Bits



Part Number	Point Size	Overall Length	
		In.	mm
480-2-ACR2-RX	2	1 1/4	32
480-2-ACR2X	2	1 1/4	32
480-3-ACR3X	3	1 1/4	32
480-4-ACR4X	4	1 1/4	32

**Part number suffix -R**  
For removal



**Part number suffix -D**  
For driving



**No part number suffix**  
For both removal and driving



ACR® is a trademark of the Phillips Screw Co.

# Phillips Bits

## 5/16" Square Insert Bits

Part Number	Point Size	Overall Length	
		In.	mm
830-1X	1	1 1/8	29
830-2X	2	1 1/8	29
830-3X	3	1 1/8	29
830-4X	4	1 1/8	29

## 1/4" Hex Power Drive

Part Number	Point Size	Overall Length		Body Diameter		Turned Length	
		In.	mm	In.	mm	In.	mm
4910X	0	1 15/16	49	1/8	3.2	1 1/4	32
4910-AX	0	2 3/4	70	1/8	3.2	2	51
4910-BX	0	3 1/2	89	1/8	3.2	2 3/4	70
4910-CX	0	6	152	1/8	3.2	2	51
491X	1	1 15/16	49	3/16	4.8	1 1/4	32
491-AX	1	2 3/4	70	3/16	4.8	2	51
491-BX	1	3 1/2	89	3/16	4.8	2 3/4	70
491-CX	1	6	152	3/16	4.8	2	51
491-CCX	1	6	152	3/16	4.8	5 1/4	133
492X	2	1 15/16	49	1/4	6.4	1 1/4	32
492I	2	1 15/16	49	1/4	6.4	1 1/4	32
492-AX	2	2 3/4	70	1/4	6.4	2	51
492-AI	2	2 3/4	70	1/4	6.4	2	51
492-BX	2	3 1/2	89	1/4	6.4	2 3/4	70
492-BI	2	3 1/2	89	1/4	6.4	2 3/4	70
492-CX	2	6	152	1/4	6.4	2	51
492-CI	2	6	152	1/4	6.4	2	51
492-200MM	2	7 13/16	200	1/4	6.4	7	178
SD-2052-8	2	8	203	9/32	7.1	7	178
SD-2052-10	2	10	254	9/32	7.1	9	229
492-CCX	2	6	152	1/4	6.4	5 1/4	133
492-27X*	2	1 15/16	49	1/4	6.4	1 1/4	32
492-A-27X*	2	2 3/4	70	1/4	6.4	2	51
492-B-27X*	2	3 1/2	89	1/4	6.4	2 3/4	70
492-C-27X*	2	6	152	1/4	6.4	2	51
492-CC-27X*	2	6	152	1/4	6.4	5 1/4	133
493X	3	1 15/16	49	5/16	7.9	1	25
493-AX	3	2 3/4	70	5/16	7.9	1 3/4	44
493-BX	3	3 1/2	89	5/16	7.9	2 1/2	64
493-CX	3	6	152	5/16	7.9	5	127
4930X	3	1 15/16	49	1/4	6.4	1 1/4	32
4930-AX	3	2 3/4	70	1/4	6.4	2	51
4930-BX	3	3 1/2	89	1/4	6.4	2 3/4	70
4930-CX	3	6	152	1/4	6.4	2	51
4930-CCX	3	6	152	1/4	6.4	5 1/4	133
494X	4	1 15/16	49	3/8	9.5	1	25

## 1/4" Hex Power Drive – Harpoon – ACR®

Part Number	Point Size	Overall Length		Body Diameter		Turned Length	
		In.	mm	In.	mm	In.	mm
SD-4528-2-ACR2	2	1 15/16	49	9/64	3.5	1 1/8	28
SD-4528-1-ACR2	2	2 3/4	70	9/64	3.5	1 7/8	48
SD-5100	2	6	152	9/64	3.5	3	76

\* For shallow screw recesses. See Tool Tip on page 5.

## 1/4" Hex Power Drive – ACR®

Part Number	Point Size	Overall Length		Body Diameter		Turned Length	
		In.	mm	In.	mm	In.	mm
491-ACR1-RX	1	1 15/16	49	3/16	4.8	1 1/4	32
491-ACR1-DX	1	1 15/16	49	3/16	4.8	1 1/4	32
491-ACR1X	1	1 15/16	49	3/16	4.8	1 1/4	32
492-ACR2-RX	2	1 15/16	49	1/4	6.4	1 1/4	32
492-ACR2-DX	2	1 15/16	49	1/4	6.4	1 1/4	32
492-ACR2X	2	1 15/16	49	1/4	6.4	1 1/4	32
492-A-ACR2-DX	2	2 3/4	70	1/4	6.4	2	51
492-A-ACR2X	2	2 3/4	70	1/4	6.4	2	51
492-B-ACR2-DX	2	3 1/2	89	1/4	6.4	2 3/4	70
492-B-ACR2X	2	3 1/2	89	1/4	6.4	2 3/4	70
492-C-ACR2-DX	2	6	152	1/4	6.4	2	51
493-ACR3X	3	1 15/16	49	5/16	7.9	1	25

Part number suffix -R  
For removal

Part number suffix -D  
For driving

No part number suffix  
For both removal and driving

## 1/4" Hex Power Drive with Finder Sleeve

Part Number	Point Size	Overall Length		Sleeve Diameter	
		In.	mm	In.	mm
SD-556-A	2	3 1/2	89	7/16	11.1
SD-556	2	6	152	7/16	11.1

## 7/16" Hex Power Drive

Part Number	Point Size	Overall Length		Body Diameter		Turned Length	
		In.	mm	In.	mm	In.	mm
482X	2	3 1/2	89	1/4	6.4	2 1/4	57
483X	3	3 1/2	89	5/16	7.9	2 1/4	57
484X	4	3 1/2	89	3/8	9.5	2 1/4	57

## 9/32" No.130A Yankee Drive

Part Number	Point Size	Overall Length		Body Diameter	
		In.	mm	In.	mm
451X	1	3 1/4	83	3/16	4.8
452X	2	3 1/4	83	9/32	7.1
453X	3	3 1/4	83	5/16	7.9

ACR® is a trademark of the Phillips Screw Co.

## Phillips Bits



### 10-32 Screw Shank Drive

Part Number	Point Size	Overall Length		Body Diameter	
		In.	mm	In.	mm
501X•	1	1 1/2	38	3/16	4.8
501-AX	1	1 13/16	46	3/16	4.8
502X•	2	1 1/2	38	1/4	6.4
502-ACR2X*•	2	1 1/2	38	1/4	6.4
SD-1342-2•	2	1 3/4	45	1/4	6.4
502-AX•	2	1 13/16	46	1/4	6.4
503X	3	1 1/2	38	5/16	7.9

\*Features ACR<sup>®</sup> anti-camout ribs. See Tool Tip on page 3.

If the tool you need does not appear in this catalog, give us a call. The odds are, we may have what you need as a non-catalog item. If not, our experienced staff of tooling experts can design and manufacture "specials" to meet the needs of your specific application. Give us a call at 1-800-845-5629 or visit our website [www.apex-tools.com](http://www.apex-tools.com).

### 12-24 Screw Shank Drive



Part Number	Point Size	Overall Length		Body Diameter	
		In.	mm	In.	mm
551X	1	1 3/16	30	.30	7.6
552X•	2	1 3/16	30	.30	7.6
552I•	2	1 3/16	30	.30	7.6
553X	3	1 3/16	30	.30	7.6

### 1/4"-24 Screw Shank Drive



Part Number	Point Size	Overall Length		Body Diameter	
		In.	mm	In.	mm
401X•	1	1 1/2	38	3/16	4.8
402X•	2	1 1/2	38	1/4	6.4
403X•	3	1 1/2	38	5/16	7.9

### 8-32 Screw Shank Drive



Part Number	Point Size	Overall Length		Body Diameter	
		In.	mm	In.	mm
591X•	1	1 3/16	30	7/32	5.6
592X•	2	1 3/16	30	7/32	5.6

### Female Square Service Drive



Part Number	Female Square Drive	Point Size	Overall Length		Body Diameter	
			In.	mm	In.	mm
821	1/4	1	2	51	1/4	6.4
822•	1/4	2	2	51	1/4	6.4
832•	3/8	2	2 5/8	67	5/16	7.9
833•	3/8	3	2 5/8	67	5/16	7.9
834•	3/8	4	2 5/8	67	5/16	7.9
852	1/2	2	2 7/8	73	5/16	7.9
853•	1/2	3	2 7/8	73	5/16	7.9
854•	1/2	4	2 7/8	73	3/8	9.5

# APEX® Solutions

## **Does Apex offer Torx® bits?**

Torx® fasteners are becoming more and more common in automotive and appliance assembly. Apex provides a full selection of bits for Torx screws.


(See page 10)

Torx® is a trademark of the Camcar Division of Textron.



## **Is there an easy way to select a bit?**

Take the guesswork out of bit selection. Apex Phillips and Torx® ring gauges help you find the right bit for your fasteners. Order SD-3749 for Phillips and SD-4064-G for Torx®.



## **What is a finder sleeve?**

A finder sleeve makes it easy to engage slotted fasteners with the bit. It guides the bit so there is less "searching" for the proper alignment between blade and slot.



(See page 9)

## **Why do Apex bits last so much longer than other bits?**

Apex's premium tool alloys and proprietary heat treat help avoid typical problems such as shattering and premature bit wear. Most Apex bits are available in three different heat treat hardnesses. Refer to page vi for information on selecting the proper heat treat.



*If the tool you need does not appear in this catalog, give us a call. The odds are, we may have what you need as a non-catalog item. If not, our experienced staff of tooling experts can design and manufacture "specials" to meet the needs of your specific application. Give us a call at 1-800-845-5629 or visit our website [www.apex-tools.com](http://www.apex-tools.com).*

### **What's the difference between Torx® and Torx Plus® bits?**

Torx Plus® bits and fasteners feature a greater engagement area for higher torque transfer and reduced camout when driving Torx Plus® fasteners. They can provide up to 100% more drive cycles.

Torx Plus® bits are not compatible with standard Torx® fasteners.

(See pages 10–12)




Regular Torx®

Torx Plus® is a trademark of the Camcar Division of Textron. Torx Plus® Tamper Resistant Bits are available on a limited basis. Please contact your Area Distributor or Representative for more details.

### **Does Apex offer fastener tools for the aircraft industry?**

Apex offers a full selection of fastener tools common to aircraft assembly and maintenance, including Tri-Wing®, Torq-Set®, Hi-Torque® and Phillips.

(See pages 21-22)



Torq-Set® and ACR® are registered trademarks of the Phillips Screw Co.

### **Does Apex offer mar resistant bits and sockets?**

Apex can nylon coat just about any of our bits or sockets. Nylon offers excellent mar resistance for assemblies that have painted, varnished or chromed surfaces. Nylon also offers some safety benefits by covering tool junctions.

(See pages 138-146 for more information)



### **How do Torxalign® bits work?**

Torxalign® bits “wedge” into the Torx® recess to firmly hold the fastener to the bit.



(See page 11)

### **What's the difference between a Phillips and a Pozidriv® screw?**

The shallow “cross” indentation in the screw head identifies a Pozidriv® fastener. The Pozidriv® bit and recess design provides contact than a standard Phillips for more torque with less possibility of camout.

(See page 13)



# Slotted Screw Sizes

## Types of Heads

**Note:** When ordering slotted bits, please remember that head sizes and slot widths of hardened, self tapping, and sheet metal screws do not conform to the same specifications as standard wood or machine screws described in the chart below. Also, because of variations in these dimensions among screws from different manufacturers, bits should be ordered to head and slot size rather than screw size.

Screw Sizes	Diameter of Head		Round Head		Truss Head	Binding Head	Fillister Cap		Pan Head	Width of slot
	Flat Head Wood	Flat Head Mach.	Wood	Mach.			Mach.	Mach.		
1	.146	.146	.138	.138			.118			.026
	.130	.130	.122	.122			.104			.019
2	.172	.172	.162	.162	.194	.181	.140	.167		.031
	.156	.156	.146	.146	.180	.171	.124	.155		.023
3	.199	.199	.187	.187	.226	.208	.161	.193		.035
	.181	.181	.169	.169	.211	.197	.145	.180		.027
4	.225	.225	.211	.211	.257	.235	.183	.219		.039
	.207	.207	.193	.193	.241	.223	.166	.205		.031
5	.252	.252	.236	.236	.289	.263	.205	.245		.043
	.232	.232	.217	.217	.272	.249	.187	.231		.035
6	.279	.279	.260	.260	.321	.290	.226	.270		.048
	.257	.257	.240	.240	.303	.275	.208	.256		.039
7	.305		.285		.352			.296		.048
	.283		.264		.333			.281		.039
8	.332	.332	.309	.309	.384	.344	.270	.322		.054
	.308	.308	.287	.287	.364	.326	.250	.306		.045
9	.358		.334							.054
	.334		.311							.045
10	.385	.385	.359	.359	.448	.339	.313	.373		.060
		.359	.334	.334	.425	.378	.292	.357		.050
12	.438	.438	.408	.408	.511	.454	.357	.425		.067
	.410	.410	.382	.382	.487	.430	.334	.407		.056
14	.491		.457							.075
	.461		.424							.064
1/4"		.507		.472	.573	.513	.375	.414	.492	.075
		.477		.443	.546	.488	.363	.389	.473	.064
16	.544		.506							.075
	.512		.476							.064
18	.597		.555							.084
	.563		.523							.072
5/16"		.635		.590	.698	.641	.437	.518	.615	.084
		.600		.557	.666	.609	.424	.490	.594	.072
20	.650		.604							.084
	.614		.570							.072
24	.756		.702							.094
	.716		.664							.081
3/8"		.762		.708	.823	.769	.562	.622	.740	.094
		.722		.670	.787	.731	.547	.590	.716	.081



## Slotted Bits



### 5/16" Hex Power Drive



Part Number	Screw Size	Length		Blade Thickness		Blade Width/ Body Diameter	
		In.	mm	In.	mm	In.	mm
635-6X	10F-12R	2 1/4	57	.046	1.17	.360	9.14
635-7X	12F-14R	2 1/4	57	.050	1.27	.395	10.03
635-8X	14F-16R	2 1/4	57	.055	1.40	.457	11.61
635-9X	16F-20R	2 1/4	57	.060	1.52	.503	12.78
635-10X	20F-22R	2 1/4	57	.062	1.57	.545	13.84

If the tool you need does not appear in this catalog, give us a call. The odds are, we may have what you need as a non-catalog item. If not, our experienced staff of tooling experts can design and manufacture "specials" to meet the needs of your specific application. Give us a call at 1-800-845-5629 or visit our website [www.apex-tools.com](http://www.apex-tools.com).



### 10-32 Screw Shank Drive



Part Number	Screw Size	Length		Blade Thickness		Blade Width/ Body Diameter	
		In.	mm	In.	mm	In.	mm
103-00X	2F-3R	1 1/2	38	.026	.66	.140	3.56
103-1X	4F-5R	1 1/2	38	.034	.86	.187	4.75
103-2X	5F-6R	1 1/2	38	.036	.91	.225	5.72
103-3X	6F-7R	1 1/2	38	.038	.97	.250	6.35
103-4X	7F-8R	1 1/2	38	.040	1.02	.275	7.24
103-5X	8F-10R	1 1/2	38	.042	1.07	.296	7.52
103-6X	10F-12R	1 1/2	38	.046	1.17	.309	7.85



### 1/4"-24 Screw Shank Drive



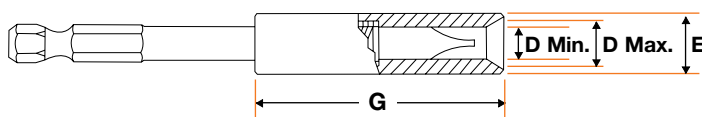
Part Number	Screw Size	Length		Blade Thickness		Blade Width/ Body Diameter	
		In.	mm	In.	mm	In.	mm
309-000X	1F-2R	1 1/2	38	.022	.56	.125	3.18
309-00X	2F-3R	1 1/2	38	.026	.66	.140	3.56
309-1X	4F-5R	1 1/2	38	.034	.86	.187	4.75
309-2X	5F-6R	1 1/2	38	.036	.91	.225	5.72
309-3X	6F-7R	1 1/2	38	.038	.97	.250	6.35
309-4X	7F-8R	1 1/2	38	.040	1.02	.285	7.24
309-5X	8F-10R	1 1/2	38	.042	1.07	.296	7.52
309-6X	10F-12R	1 1/2	38	.046	1.17	.315	8.00
309-8X	14F-16R	1 1/2	38	.055	1.40	.361	9.17



## Slotted Bits

### 1/4" Power Drive with Finder Sleeves

Each finder sleeve assembly part number begins with a letter prefix that denotes the particular sleeve used with that assembly. The chart below gives complete dimensional data for each finder sleeve.



Part No.	Screw Size	D Max.		D Min.		Sleeve Length G		Sleeve Diameter E	
		In.	mm	In.	mm	In.	mm	In.	mm
L	5F-6R	.260	6.60	.233	5.92	1 7/8	47.6	3/8	9.5
M	6F-6R	.309	7.85	.261	6.63	1 7/8	47.6	7/16	11.1
P	8F-6R	.368	9.35	.310	7.87	1 7/8	47.6	1/2	12.7
NP*	8F-10R	.368	9.35	.310	7.87	1 7/8	47.6	7/16	11.1
R	10F-12R	.415	10.54	.369	9.37	2	50.8	9/16	14.3
S	12F-14R	.478	12.14	.416	10.57	2	50.8	5/8	15.9
T	14F-16R	.522	13.26	.479	12.17	2 1/8	54.0	11/16	17.5
U	16F-20R	.621	15.77	.523	13.28	2 1/8	54.0	3/4	19.1
W	20F-22R	.665	16.89	.622	15.80	2 1/16	52.4	13/16	20.3
Y	24F-24R	.715	18.16	.666	16.92	2 1/32	51.6	15/16	23.8

\*Sleeve NP is a cup type sleeve.

## Slotted Power Bits

### with Finder Sleeves



#### 1/4" Hex Power Drive



Part No. Complete Assembly	Part No. Bit Only	Screw Size	Bit Length In.	Bit Length mm	Blade Thickness In.	Blade Thickness mm	Bit Body Diameter In.	Bit Body Diameter mm
L-320X	320-LX	5F-6R	3 3/4	95	.036	.91	.193	4.90
M-320X	320-MX	6F-8R	3 3/4	95	.038	.97	.241	6.12
P-320X	320-PX	8F-10R	3 3/4	95	.042	1.07	.290	7.37
R-320X	320-RX	10F-12R	3 3/4	95	.046	1.17	.350	8.89
S-320X	320-SX	12F-14R	3 7/8	98	.050	1.27	.395	10.03
T-320X	320-TX	14F-16R	4 1/8	105	.055	1.40	.457	11.61



#### 1/4" Hex Power Drive – Long Series



Part No. Complete Assembly	Part No. Bit Only	Screw Size	Bit Length In.	Bit Length mm	Blade Thickness In.	Blade Thickness mm	Bit Body Diameter In.	Bit Body Diameter mm
L-328X	328-LX	5F-6R	6 1/2	165	.036	.91	.193	4.90
M-328X	328-MX	6F-8R	6 1/2	165	.038	.97	.241	6.12
P-328X	328-PX	8F-10R	6 1/2	165	.046	1.07	.290	7.37
R-328X	328-RX	10F-12R	6 1/2	165	.046	1.17	.350	8.89
S-328X	328-SX	12F-14R	6 1/2	165	.050	1.27	.395	10.03



#### 1/4" Hex Power Drive – Extra Short Series



Part No. Complete Assembly	Part No. Bit Only	Screw Size	Bit Length In.	Bit Length mm	Blade Thickness In.	Blade Thickness mm	Bit Body Diameter In.	Bit Body Diameter mm
00OL-322X	322-000LX	2F-3R	2 3/32	53	.026	.66	.138	3.91
OOL-322X	-	3F-4R	2 3/32	53	.030	.76	.154	3.91
OL-322X	322-0LX	4F-5R	2 5/32	55	.034	.86	.185	4.70
L-322X	-	5F-6R	2 5/32	55	.036	.91	.185	4.70
M-322X	322-MX	6F-8R	2 5/32	55	.040	1.02	.248	6.30
P-322X	-	8F-10R	2 5/32	55	.042	1.07	.283	7.19
R-322X	-	10F-12R	2 5/32	55	.046	1.17	.283	7.19



#### 7/16" Hex Power Drive with Finder Sleeves



Part Number	Screw Size	Bit Length In.	Bit Length mm	Blade Thickness In.	Blade Thickness mm	Bit Body Diameter In.	Bit Body Diameter mm
R-321X	10F-12R	3 7/8	98	.046	1.17	.350	8.89
S-321X	12F-14R	3 7/8	98	.050	1.27	.395	10.03
T-321X	14F-16R	4 1/8	105	.055	1.40	.457	11.61
U-321X	16F-20R	4 1/8	105	.060	1.52	.503	12.78
W-321X	20F-22R	4 1/8	105	.062	1.57	.545	13.84
Y-321X	24F-24R	4 1/8	105	.065	1.65	.595	15.11

See chart on page 14 for sleeve diameters.

## Torx® Bits



### 1/4" Hex Insert Bits

Part Number	Torxalign® Part Number	Driver Size		Overall Length	
				In.	mm
440-TX-05X*	-	T-5	.055	1	25
440-TX-06X*	-	T-6	.065	1	25
440-TX-07X*	-	T-7	.077	1	25
440-TX-08X*	-	T-8	.090	1	25
440-TX-09X*	-	T-9	.097	1	25
440-TX-10X*	440-TX-10-W*	T-10	.107	1	25
440-TX-15X*	440-TX-15-W*	T-15	.128	1	25
440-TX-15-125	-	T-15	.128	1 1/4	32
440-TX-20X*	440-TX-20-W*	T-20	.151	1	25
440-TX-20-125	-	T-20	.151	1 1/4	32
440-TX-20-2*	-	T-20	.151	2	51
440-TX-25X*	440-TX-25-W*	T-25	.173	1	25
440-TX-27X*	440-TX-27-W*	T-27	.195	1	25
440-TX-30X*	440-TX-30-W*	T-30	.216	1	25
440-TX-40X*	440-TX-40-W*	T-40	.260	1	25
440-TX-40I*	440-TX-40-W*	T-40	.260	1	25
440-TX-45X*	-	T-45	.306	1 1/4	32
440-TX-50X*	-	T-50	.346	1 1/4	32

\* Hex will break before rated ultimate torque of the Torx® point is met.



### 1/4" Hex Insert Bits – Tamper Resistant\*\*

Part Number	Driver Size	A (Ref.)	Overall Length	
			In.	mm
440-TX-07-H	T-7-H	.077	1	25
440-TX-08-H*	T-8-H	.090	1	25
440-TX-09-H	T-9-H	.097	1	25
440-TX-10-H*	T-10-H	.107	1	25
440-TX-15-H*	T-15-H	.128	1	25
440-TX-20-H*	T-20-H	.151	1	25
440-TX-25-H*	T-25-H	.173	1	25
440-TX-27-H*	T-27-H	.195	1	25
440-TX-30-H*	T-30-H	.216	1	25
440-TX-40-H*	T-40-H	.260	1	25

\*\* Tamper resistant Torx® screws feature a post in the center of the recess—this post will only fit into a tamper resistant Torx® bit. Tamper resistant Torx® bits are available on a restricted distribution basis. Contact your local Apex representative for details.



### 5/16" Hex Insert Bits

Part Number	Driver Size		Overall Length	
			In.	mm
480-TX-20X*	T-20	.151	1 1/4	32
480-TX-25X*	T-25	.173	1 1/4	32
480-TX-27X*	T-27	.195	1 1/4	32
480-TX-30X*	T-30	.216	1 1/4	32
480-TX-40X*	T-40	.260	1 1/4	32
480-TX-40-4X*	T-40	.260	4	102
480-TX-45X*	T-45	.306	1 1/4	32
480-TX-45-6	T-45	.306	6	152
480-TX-50X*	T-50	.346	1 1/4	32
480-TX-55X*	T-55	.440	1 1/4	32



### 5/16" Hex Insert Bits – Tamper Resistant\*\*

Part Number	Driver Size		Overall Length	
			In.	mm
480-TX-40-H*	T-40-H	.260	1 1/4	32
480-TX-45-H*	T-45-H	.306	1 1/4	32
480-TX-50-H*	T-50-H	.346	1 1/4	32
480-TX-55-H	T-55-H	.440	1 1/4	32

\*\* Tamper resistant Torx® bits are available on a restricted distribution basis. Contact your local Apex representative for details.



### 5/8" Hex Insert Bits

Part Number	Hex Flat Type*	Driver Size		Overall Length	
				In.	mm
SZ-TX-55-A*	DP	T-55	.440	1 9/16	40
SZ-TX-60-A*	DP	T-60	.520	1 9/16	40
SZ-TX-70-A*	DP	T-70	.610	1 9/16	40
SZ-TX-70-A-3	TH	T-70	.610	3	76
SZ-TX-80-A	TH	T-80	.689	1 9/16	40

\* DP-Drill Point; TH-Thru Hole. 5/8" insert bits are used with SC and RP adapters found on pages 51.



### 7/8" Hex Insert Bits

Part Number	Hex Flat Type*	Driver Size		Overall Length	
				In.	mm
SZ-TX-90-A	TH	T-90	.782	2	51
SZ-TX-100-A	TH	T-100	.870	2	51

\* TH-Thru Hole. 7/8" insert bits are used with RP adapters found on pages 51.

# Torx® Bits



## 1/4" Hex Power Drive

Part Number	Driver Size		Body Diameter		Overall Length	
			In.	mm	In.	mm
49-TX-05	T-5	.055	.119	3.0	1 15/16	49
49-A-TX-05	T-5	.055	.119	3.0	2 3/4	70
49-B-TX-05	T-5	.055	.119	3.0	3 1/2	89
49-TX-06	T-6	.065	.119	3.0	1 15/16	49
49-A-TX-06	T-6	.065	.119	3.0	2 3/4	70
49-TX-07	T-7	.077	.119	3.0	1 15/16	49
49-A-TX-07	T-7	.077	.119	3.0	2 3/4	70
49-B-TX-07	T-7	.077	.119	3.0	3 1/2	89
49-C-TX-07	T-7	.077	.119	3.0	6	152
49-TX-08	T-8	.090	.119	3.0	1 15/16	49
49-A-TX-08	T-8	.090	.119	3.0	2 3/4	70
49-B-TX-08	T-8	.090	.119	3.0	3 1/2	89
49-C-TX-08	T-8	.090	.119	3.0	6	152
49-TX-09	T-9	.097	.119	3.0	1 15/16	49
49-A-TX-09	T-9	.097	.119	3.0	2 3/4	70
49-B-TX-09	T-9	.097	.119	3.0	3 1/2	89
49-C-TX-09	T-9	.097	.119	3.0	6	152
49-TX-10	T-10	.107	.150	3.8	1 15/16	49
49-A-TX-10	T-10	.107	.150	3.8	2 3/4	70
SD-4693	T-10	.107	.150	3.8	3	75
49-B-TX-10	T-10	.107	.150	3.8	3 1/2	89
49-C-TX-10	T-10	.107	.150	3.8	6	152
49-TX-15	T-15	.128	.150	3.8	1 15/16	49
49-A-TX-15	T-15	.128	.150	3.8	2 3/4	70
49-B-TX-15	T-15	.128	.150	3.8	3 1/2	89
49-C-TX-15	T-15	.128	.150	3.8	6	152
49-TX-20	T-20	.151	.171	4.3	1 15/16	49
49-A-TX-20	T-20	.151	.171	4.3	2 3/4	70
49-B-TX-20	T-20	.151	.171	4.3	3 1/2	89
49-TX-20-5	T-20	.151	.171	4.3	5	127
49-C-TX-20	T-20	.151	.171	4.3	6	152
49-TX-25	T-25	.173	.193	4.9	1 15/16	49
49-A-TX-25	T-25	.173	.193	4.9	2 3/4	70
49-B-TX-25	T-25	.173	.193	4.9	3 1/2	89
49-C-TX-25	T-25	.173	.193	4.9	6	152
49-TX-27	T-27	.195	.215	5.5	1 15/16	49
49-A-TX-27	T-27	.195	.215	5.5	2 3/4	70
49-B-TX-27	T-27	.195	.215	5.5	3 1/2	89
49-C-TX-27	T-27	.195	.215	5.5	6	152
49-TX-30	T-30	.216	.236	6.0	1 15/16	49
49-A-TX-30	T-30	.216	.236	6.0	2 3/4	70
49-B-TX-30	T-30	.216	.236	6.0	3 1/2	89
49-C-TX-30	T-30	.216	.236	6.0	6	152
49-TX-40	T-40	.260	.309	7.8	1 15/16	49
49-A-TX-40	T-40	.260	.309	7.8	2 3/4	70
49-B-TX-40	T-40	.260	.309	7.8	3 1/2	89
49-C-TX-40	T-40	.260	.309	7.8	6	152



## 1/4" Hex Power Drive – Torxalign®

Part Number	Driver Size		Body Diameter		Overall Length	
			In.	mm	In.	mm
49-TX-08-W	T-8	.090	.119	3.0	1 15/16	49
49-TX-10-W	T-10	.107	.150	3.8	1 15/16	49
49-TX-15-W	T-15	.128	.150	3.8	1 15/16	49
49-A-TX-15-W	T-15	.128	.150	3.8	2 3/4	70
49-B-TX-15-W	T-15	.128	.150	3.8	3 1/2	89
49-TX-20-W	T-20	.151	.171	4.3	1 15/16	49
49-B-TX-20-W	T-20	.151	.171	4.3	3 1/2	89
49-TX-25-W	T-25	.173	.193	4.9	1 15/16	49
49-TX-27-W	T-27	.195	.215	5.5	1 15/16	49
49-TX-30-W	T-30	.216	.236	6.0	1 15/16	49
49-B-TX-30-W	T-30	.216	.236	6.0	3 1/2	89



## 1/4" Hex Power Drive – Tamper Resistant\*\*

Part Number	Driver Size		Body Diameter		Overall Length	
			In.	mm	In.	mm
49-TX-10-H	T-10-H	.107	.150	3.8	1 15/16	49
49-A-TX-10-H	T-10-H	.107	.150	3.8	2 3/4	70
49-TX-15-H	T-15-H	.128	.150	3.8	1 15/16	49
49-A-TX-15-H	T-15-H	.128	.150	3.8	2 3/4	70
49-B-TX-15-H	T-15-H	.128	.150	3.8	3 1/2	89
49-A-TX-20-H	T-20-H	.151	.171	4.3	2 3/4	70
49-B-TX-20-H	T-20-H	.151	.171	4.3	3 1/2	89
49-C-TX-20-H	T-20-H	.151	.171	4.3	6	152

\*\*Tamper resistant Torx® bits are available on a restricted distribution basis. Contact your local Apex representative for details.



## 1/4" Hex Power Drive with Finder Sleeves

Part Number	Driver Size	Sleeve Number*		Sleeve Diameter		Overall Length	
				In.	mm	In.	mm
M-32-TX-15	T-15	M	.128	.437	12.1	3 1/2	89
M-32-TX-20	T-20	M	.151	.437	12.1	3 1/2	89
NP-32-TX-25	T-25	NP	.173	.437	12.1	3 3/4	95
R-32-TX-27	T-27	R	.195	.563	14.3	3 5/8	92
S-32-TX-30	T-30	S	.216	.625	15.9	3 7/8	98

\*See page 14 for Sleeve Selection



## 7/16" Hex Power Drive

Part Number	Driver Size		Body Diameter		Overall Length	
			In.	mm	In.	mm
48-TX-40	T-40	.260	.277	7.0	3 1/2	89
48-TX-45	T-45	.306	.323	8.2	3 1/2	89
48-TX-50	T-50	.346	.363	9.2	3 1/2	89
48-TX-55	T-55	.440	.503	12.8	3 3/4	95


Torx® and Torxalign® are registered trademarks of the Camcar Division of Textron.

• Indicates a commonly requested item that is either in stock or has a max typical leadtime of 2 weeks from the factory. No minimum on these items. 11

## Torx® Bits




### 10-32 Screw Shank Drive

Part Number	Driver Size		Body Diameter		Overall Length	
			In.	mm	In.	mm
50-TX-08	T-8	.090	.125	3.2	1 1/2	38
50-TX-10	T-10	.107	.150	3.8	1 1/2	38
50-TX-15	T-15	.128	.150	3.8	1 1/2	38
50-TX-20	T-20	.151	.171	4.3	1 1/2	38





### 12-24 Screw Shank Drive

Part Number	Driver Size		Body Diameter		Overall Length	
			In.	mm	In.	mm
55-TX-10	T-10	.107	.150	3.8	1 3/16	30
55-TX-15	T-15	.128	.150	3.8	1 3/16	30
SD-4048	T-15	.128	.309	7.8	1 3/16	30
55-TX-20	T-20	.151	.171	4.3	1 3/16	30
55-TX-25	T-25	.173	.193	4.9	1 3/16	30
55-TX-30	T-30	.216	.309	7.8	1 3/16	30




### Female Square Service Drive

Part Number	Driver Size		Square Drive	Body Diameter		Overall Length	
			In.	In.	mm	In.	mm
834-TX-25	T-25	.173	3/8	.240	6.1	2 13/16	71
834-TX30-1.62	T-30	.216	3/8	.234	5.9	1 5/8	41
834-TX40-2.95	T-40	.260	3/8	.277	7.0	2 61/64	75
834-TX50-1.62	T-50	.346	3/8	.373	9.4	1 1/4	41
834-TX-45-5	T-45	.306	3/8	.323	8.2	5	125
834-TX-50	T-50	.346	3/8	.363	9.2	2 5/8	66
854-TX-50	T-50	.346	1/2	.323	8.2	2 7/8	73
854-TX-55-150M	T-55	.440	1/2	.363	9.2	5 7/8	150




### 1" Square Drive Adapters with Torx® Insert Bit

Part Number	Driver Size		Overall Length		Bit Length (B)	
			In.	mm	In.	mm
SZ-8L-TX-70	T-70	.610	3 19/32	91	.90	23
SZ-TX-100	T-100	.870	3 19/32	91	1.13	29

## Torx Plus® Bits




### 1/4" Hex Insert Bits

Part Number	Driver Size		Overall Length	
			In.	mm
440-10IPX	10IP	.107	1	25
440-15IPX	15IP	.128	1	25
440-20IPX	20IP	.151	1	25
440-25IPX	25IP	.173	1	25
440-27IPX	27IP	.195	1	25
440-30IPX	30IP	.216	1	25
440-40IPX	40IP	.260	1	25




### 1/4" Hex Insert Bits - Tamper Resistant\*\*

Part Number	Driver Size		Overall Length	
			In.	mm
440-10IPRX	10IPR	.107	1	25
440-15IPRX	15IPR	.128	1	25
440-20IPRX	20IPR	.151	1	25
440-25IPRX	25IPR	.173	1	25
440-27IPRX	27IPR	.195	1	25
440-30IPRX	30IPR	.216	1	25
440-40IPRX	40IPR	.260	1	25

\*\*Tamper resistant Torx Plus® bits are available on a restricted distribution basis. Contact your local Apex representative for details.



### 5/16" Hex Insert Bits

Part Number	Driver Size		Overall Length	
			In.	mm
480-30IPX	30IPR	.216	1 1/4	32
480-40IPX	40IPR	.260	1 1/4	32
480-45IPX	45IPR	.306	1 1/4	32
480-50IPX	50IPR	.346	1 1/4	32
480-55IPX	55IPR	.440	1 1/4	32

## Ask your local Apex Representative about MorTorq® Super Bits

Torx®, Torx Plus® and Torxalign® are registered trademarks of the Camcar Division of Textron.

Torx Plus® Tamper Resistant Bits are available on a limited basis. Please contact your Area Distributor or Representative for more details.

## Torx Plus® Bits



### 1/4" Hex Power Drive

Part Number	Driver Size	A	Overall Length	
			In.	mm
49-10IPX	10IP	.107	1 15/16	49
49-A-10IPX	10IP	.107	2 3/4	70
49-B-10IPX	10IP	.107	3 1/2	89
49-15IPX	15IP	.128	1 15/16	49
49-A-15IPX	15IP	.128	2 3/4	70
49-B-15IPX	15IP	.128	3 1/2	89
49-20IPX	20IP	.151	1 15/16	49
49-A-20IPX	20IP	.151	2 3/4	70
49-B-20IPX	20IP	.151	3 1/2	89
49-25IPX	25IP	.173	1 15/16	49
49-A-25IPX	25IP	.173	2 3/4	70
49-B-25IPX	25IP	.173	3 1/2	89
49-27IPX	27IP	.195	1 15/16	49
49-A-27IPX	27IP	.195	2 3/4	70
49-B-27IPX	27IP	.195	3 1/2	89
49-30IPX	30IP	.216	1 15/16	49
49-A-30IPX	30IP	.216	2 3/4	70
49-B-30IPX	30IP	.216	3 1/2	89
49-40IPX	40IP	.260	1 15/16	49



### 1/4" Hex Power Drive – Tamper Resistant

Part Number	Driver Size	A	Overall Length	
			In.	mm
49-10IPRX	10IPR	.107	1 15/16	49
49-15IPRX	15IPR	.128	1 15/16	49
49-20IPRX	20IPR	.151	1 15/16	49
49-25IPRX	25IPR	.173	1 15/16	49
49-27IPRX	27IPR	.195	1 15/16	49
49-30IPRX	30IPR	.216	1 15/16	49
49-40IPRX	40IPR	.260	1 15/16	49

\*\*Tamper resistant Torx Plus® bits are available on a restricted distribution basis. Contact your local Apex representative for details.

## Pozidriv® Bits



### 1/4" Hex Insert Bits

Part Number	Point Size	In.	Overall Length	
			In.	mm
440-1-PZDX	1	1		25
440-2-PZDX	2	1		25
440-215-PZDX	2	1 1/2		38
440-22-PZDX	2	2		51
440-3-PZDX	3	1		25
440-4-PZDX	4	1 1/4		32

Pozidriv® is a registered trademark of the Phillips Screw Company.



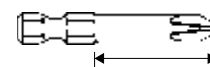
### 1/4" Hex Insert Bits – Limited Clearance

Part Number	Point Size	Overall Length	Turned Length (A)		Turned OD (B)		
			In.	mm	In.	mm	
446-1-PZDX	1	1	25.4	7/16	11	0.18	4.6
446-2-PZDX	2	1	25.4	7/16	11	0.18	4.6



### 5/16" Hex Insert Bits

Part Number	Point Size	Overall Length	
		In.	mm
480-1-PZDX	1	1 1/4	32
480-2-PZDX	2	1 1/4	32
480-3-PZDX	3	1 1/4	32



### 1/4" Hex Power Drive

Part Number	Point Size	Overall Length		Body Diameter		Turned Length	
		In.	mm	In.	mm	In.	mm
491-PZDX	1	1 15/16	49	3/16	4.8	1 1/4	32
491-A-PZDX	1	2 3/4	70	3/16	4.8	2	51
491-B-PZDX	1	3 1/2	89	3/16	4.8	2 3/4	70
491-C-PZDX	1	6	152	3/16	4.8	2	51
492-PZDX	2	1 15/16	49	1/4	6.4	1 1/4	32
492-A-PZDX	2	2 3/4	70	1/4	6.4	2	51
492-B-PZDX	2	3 1/2	89	1/4	6.4	2 3/4	70
492-C-PZDX	2	6	152	1/4	6.4	2	51
493-PZDX	3	1 15/16	49	5/16	7.9	1	25
493-A-PZDX	3	2 3/4	70	5/16	7.9	1 3/4	44
493-B-PZDX	3	3 1/2	89	5/16	7.9	2 1/4	57
493-C-PZDX	3	6	152	5/16	7.9	5	127



### 1/4"-24 Screw Shank Drive

Part Number	Point Size	Overall Length		Body Diameter	
		In.	mm	In.	mm
401-PZDX	1	1 1/2	38	3/16	4.8
402-PZDX	2	1 1/2	38	1/4	6.4
403-PZDX	3	1 1/2	38	5/16	7.9



### 8-32 Screw Shank Drive

Part Number	Point Size	Overall Length		Body Diameter	
		In.	mm	In.	mm
591-PZDX	1	1 3/16	30	7/32	5.6
592-PZDX	2	1 3/16	30	7/32	5.6



### 10-32 Screw Shank Drive

Part Number	Point Size	Overall Length		Body Diameter	
		In.	mm	In.	mm
502-PZDX	2	1 1/2	38	1/4	6.4
SD-1342-2-PZD	2	1 3/4	45	1/4	6.4

## Sel-O-Fit Bits

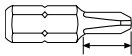


### 1/4" Hex Insert Bits

Part Number	Point Size	Overall Length	
		In.	mm
440-1-SFX	1	1	25
440-2-SFX •	2	1	25
440-215-SFX	2	1 1/2	38
440-22-SFX	2	2	51
440-225-SFX	2	2 1/2	64
440-3-SFX •	3	1	25



### 1/4" Hex Insert Bits – Limited Clearance



Part Number	Point Size	Overall Length		Turned Length (A)		Turned OD (B)	
		In.	mm	In.	mm	In.	mm
446-2-SFX •	2	1	25	7/16	11	0.18	4.6

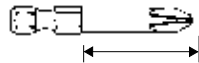


### 5/16" Hex Insert Bits

Part Number	Point Size	Overall Length	
		In.	mm
480-2-SFX	2	1 1/4	32



### 1/4" Hex Power Drive



Part Number	Point Size	Overall Length		Body Diameter		Turned Length	
		In.	mm	In.	mm	In.	mm
491-SFX •	1	1 15/16	49	3/16	5	1 1/4	32
491-A-SFX	1	2 3/4	70	3/16	5	2	51
491-B-SFX •	1	3 1/2	89	3/16	5	2 3/4	70
491-C-SFX	1	6	152	3/16	5	2	51
492-SFX •	2	1 15/16	49	1/4	6	1 1/4	32
492-A-SFX •	2	2 3/4	70	1/4	6	2	51
492-B-SFX •	2	3 1/2	89	1/4	6	2 3/4	70
492-C-SFX •	2	6	152	1/4	6	2	51

Sel-O-Fit® bits are designed to provide a more efficient means of driving Pozidriv® screws.

The Sel-O-Fit bit places torque on the strongest and most mechanically advantageous portion of the driver tip.

This allows more torque to be applied while minimizing the possibility of breakage and camout.

Sel-O-Fit® is a registered trademark of Cooper Industries.

## Quadrex® Bits

### 1/4" Hex Insert Bits

Part Number	Point Size	Overall Length	
		In.	mm
950-QD-2	2	1	25

### 1/4" Hex Power Drive

Part Number	Point Size	Overall Length		Body Diameter		Turned Length	
		In.	mm	In.	mm	In.	mm
95-QD-2	2	1 15/16	49	1/4	6	1 1/4	32
95-A-QD-2	2	2 3/4	70	1/4	6	2	51
95-B-QD-2	2	3 1/2	89	1/4	6	2 3/4	70
95-QD-3	3	1 15/16	49	5/16	7.9	1 1/4	32

If the tool you need does not appear in this catalog, give us a call. The odds are, we may have what you need as a non-catalog item. If not, our experienced staff of tooling experts can design and manufacture "specials" to meet the needs of your specific application. Give us a call at 1-800-845-5629 or visit our website [www.apex-tools.com](http://www.apex-tools.com).

## Frearson Bits

### 1/4" Hex Insert Bits



Part Number	Point Size	Overall Length		
		In.	mm	
440-FX •	All	1	25	
446-FX	All	1	25	For limited clearance

### 5/16" Hex Insert Bit



Part Number	Point Size	Overall Length	
		In.	mm
480-FX •	All	1 3/8	35



### 1/4" Hex Power Drive

Part Number	Screw Size	Overall Length		Body Diameter		Turned Length	
		In.	mm	In.	mm	In.	mm
491-FX •	All	1 15/16	49	3/16	5	1 1/4	32
491-AFX •	All	2 3/4	70	3/16	5	2	51
491-BFX	All	3 1/2	89	3/16	5	2 3/4	70
491-CFX	All	6	152	3/16	5	2	51
492-FX •	All	1 15/16	49	1/4	6	1 1/4	32
492-AFX •	All	2 3/4	70	1/4	6	2	51
492-BFX •	All	3 1/2	89	1/4	6	2 3/4	70
492-CFX •	All	6	152	1/4	6	2	51
493-FX •	All	1 15/16	49	5/16	8	1	25
493-BFX	All	3 1/2	89	5/16	8	2 1/2	64

The Frearson recess is designed so that any size bit will fit any size recess. Choose bits on the basis of body diameter – the larger the screw, the larger the body diameter.

### 12-24 Screw Shank Drive



Part Number	Screw Size	Overall Length		Body Diameter	
		In.	mm	In.	mm
552-FX	All	1 3/16	30	.30	8



### 1/4" Female Square Drive

Part Number	Screw Size	Overall Length		Body Diameter	
		In.	mm	In.	mm
822-F	All	2	51	1/4	6



### 3/8" Female Square Drive

Part Number	Screw Size	Overall Length		Body Diameter	
		In.	mm	In.	mm
832-F	All	2 5/8	67	1/4	6
833-F	All	2 5/8	67	5/16	8
834-F	All	2 5/8	67	3/8	10

ACR® is a trademark of the Phillips Screw Co.

## B.N.A.E. Bits

### 1/4" Hex Insert Bits



Part Number	Point Size	Overall Length	
		In.	mm
BNAE-3mm •	3mm	1 1/8	29
BNAE-4mm •	4mm	1 1/8	29
BNAE-5mm •	5mm	1 1/8	29
BNAE-6mm •	6mm	1 1/8	29
BNAE-8mm	8mm	1 1/8	29

### 1/4" Hex Insert Bits – ACR®



Part Number	Point Size	Overall Length	
		In.	mm
BNAE-4mm-ACR	4mm	1 1/8	29
BNAE-5mm-ACR	5mm	1 1/8	29
BNAE-6mm-ACR	6mm	1 1/8	29



ACR® ribs for both removal and driving

# Socket Head Sizing Chart

## SAE



Nominal Hex Size, Inches	Socket Head Cap Screws 1960 Series	Flat Head Cap Screws 1936 Series	Flat Head Cap Screws	Button Head Cap Screws	Set Screws	Shoulder Screws	Pressure Plugs	Allenuts	Low Head Cap Screws
.050	0	0, 1	1, 2	3, 4	—	—	—	4	.050
1/16	1	2	3, 4	3, 4	5, 6	—	—	—	5, 6
5/64	2, 3	3, 4	5, 6	5, 6	8	—	—	—	8
3/32	4, 5	5, 6	8	8	10	—	—	—	10
7/64	6	—	—	—	—	—	—	—	—
1/8	—	8	10	10	1/4	1/4	—	4, 5	1/4
9/64	8	10	—	—	—	—	—	—	—
5/32	10	1/4	1/4	1/4	5/16	5/16	1/16	6	5/16
3/16	1/4	—	5/16	5/16	3/8	3/8	1/8	8, 10	3/8
7/32	—	5/16	3/8	3/8	7/16	—	—	—	7/16
1/4	5/16	—	7/16	—	1/2	1/2	1/4	1/4	1/2
5/16	3/8	3/8, 7/16	1/2	—	5/8	5/8	3/8	5/16	5/8
3/8	7/16, 1/2	1/2	5/8	—	3/4	3/4	1/2	3/8	—
7/16	—	—	—	—	—	—	—	7/16	—
1/2	5/8	5/8	3/4	—	7/8	1	—	1/2	—
9/16	—	3/4, 7/8	7/8	—	1, 1 1/8	—	3/4	—	—
5/8	3/4	1	1	—	1 1/4, 1 3/8	1 1/4	1	5/8	—
3/4	7/8, 1	1 1/8, 1 1/4, 1 3/8	1 1/8	—	1 1/2	—	1 1/4	3/4	—
7/8	1 1/8, 1 1/4	—	1 1/4, 1 3/8	—	—	1 1/2	—	7/8	—
1	1 3/8, 1 1/2	1 1/2	1 1/2	—	1 3/4, 2	1 3/4	1 1/2, 2	1	—
1 1/4	1 3/4	—	—	—	—	2	—	1 1/4	—
1 1/2	2	—	—	—	—	—	—	1 1/2	—
1 3/4	2 1/4, 2 1/2	—	—	—	—	—	—	—	1 3/4
2	2 3/4	—	—	—	—	—	—	—	—

## Metric



Nominal hex Size, MM	Socket Head Cap Screws	Flat Head Cap Screws	Button Head Cap Screws	Set Screws	Shoulder Screws	Allenuts	Low Head Cap Screws
1.5	M1.6, M1.7, M2	—	—	M3	—	—	—
2	M2.3, M2.5, M2.6	M3	M3	M4	—	—	—
2.5	M3	M4	M4	M5	—	—	—
3	M4	M5	M5	M6	6mm	M3	M4
4	M5	M6	M6	M8	8mm	M4	M5
5	M6	M8	M8	M10	10mm	M5	M6
6	M8	M10	M10	M12, M14	12mm	M6	M8
8	M10	M12	M12	M16	16mm	M8	M10
10	M12	M14, M16	—	M20	20mm	M10	M12
12	M14	M20	—	M24	—	M12	M14
14	M16	—	—	—	—	—	M16
17	M20	—	—	—	—	M16	M20, M22
19	M24	—	—	—	—	—	M24



# Socket Head Bits

## 1/4" Hex Insert Bits



Part Number	Hex Size	Overall Length	
		In.	mm
185-000X*	.050	1	25
185-00X*	1/16	1	25
185-0X*	5/64	1	25
185-1X	3/32	1	25
185-9X*	7/64	1	25
185-2X*	1/8	1	25
185-10X*	9/64	1	25
185-3X*	5/32	1 5/16	33
185-4X*	3/16	1 5/16	33
185-4-4X*	3/16	4	102
185-5X*	7/32	1 5/16	33
185-6X*	1/4	1 5/16	33
185-7X*	5/16	1 1/4	32
185-8X*	3/8	1 1/4	32

## 1/4" Hex Insert Bits – Metric



Part Number	Hex Size	Overall Length	
		In.	mm
185-1.5mm*	1.5mm	1	25
185-2mm*	2mm	1	25
185-2.5mm*	2.5mm	1	25
185-3mm*	3mm	1	25
185-4mm*	4mm	1 5/16	33
185-5mm*	5mm	1 5/16	33
185-6mm*	6mm	1 5/16	33
185-7mm*	7mm	1 1/4	32
185-8mm*	8mm	1 1/4	32
185-9mm	9mm	1 1/4	32
185-10mm*	10mm	1 1/4	32

## 5/16" Hex Insert Bits



Part Number	Hex Size	Overall Length	
		In.	mm
315-3X*	5/32	1 5/16	33
315-4X*	3/16	1 5/16	33
315-5X*	7/32	1 5/16	33
315-6X*	1/4	1 5/16	33
315-7X*	5/16	1 5/16	33
315-8X*	3/8	1 5/16	33

## 5/16" Hex Insert Bits – Metric



Part Number	Hex Size	Overall Length	
		In.	mm
315-2.5mm	2.5mm	1	25
315-4mm*	4mm	1 5/16	33
315-5mm*	5mm	1 5/16	33
315-6mm*	6mm	1 5/16	33
315-7mm*	7mm	1 5/16	33
315-8mm*	8mm	1 5/16	33
315-10mm*	10mm	1 3/8	35
315-12mm	12mm	1 1/4	32
315-14mm	14mm	1 1/4	32

## 1/4" Hex Power Drive



Part Number	Hex Size	Overall Length	
		In.	mm
AM-01-A*	0.050	1 15/16	49
AM-02*	1/16	1 15/16	49
AM-02-A*	5/64	1 15/16	49
AM-03*	3/32	1 15/16	49
AM-03-3*	3/32	3	76
AM-03-6*	3/32	6	152
AM-03-A*	7/64	1 15/16	49
AM-04*	1/8	1 15/16	49
AM-04-3*	1/8	3	76
AM-04-35	1/8	3 1/2	89
AM-04-4*	1/8	4	102
AM-04-5	1/8	5	127
AM-04-6*	1/8	6	152
AM-04-A*	9/64	1 15/16	49
AM-04-A-4	9/64	4	102
AM-05*	5/32	1 15/16	49
AM-05-3*	5/32	3	76
AM-05-35	5/32	3 1/2	89
AM-05-4*	5/32	4	102
AM-05-5	5/32	5	127
AM-05-6*	5/32	6	152
AM-05-8	5/32	8	203
AM-06*	3/16	1 15/16	49
AM-06-3*	3/16	3	76
AM-06-4*	3/16	4	102
AM-06-6*	3/16	6	152
AM-07*	7/32	1 15/16	49
AM-08*	1/4	1 15/16	49
AM-10*	5/16	1 15/16	49

## 1/4" Hex Power Drive – Metric



Part Number	Hex Size	Overall Length	
		In.	mm
AM-1.5mm*	1.5mm	1 15/16	49
AM-2mm*	2mm	1 15/16	49
AM-2.5mm*	2.5mm	1 15/16	49
AM-3mm*	3mm	1 15/16	49
AM-3mm-3*	3mm	3	76
AM-3mm-4*	3mm	4	102
AM-4mm*	4mm	1 15/16	49
AM-5mm*	5mm	1 15/16	49
AM-5mm-4*	5mm	4	102
AM-6mm*	6mm	1 15/16	49
AM-6mm-4*	6mm	4	102
AM-7mm*	7mm	1 15/16	49
AM-8mm*	8mm	1 15/16	49
AM-10mm*	10mm	1 15/16	49

## 5/16" Hex Power Drive



Part Number	Hex Size	Overall Length	
		In.	mm
AS-06	3/16	3	76
AS-10	5/16	3	76
AS-12	3/8	3	76

## Socket Head Bits

### 7/16" Hex Power Drive



Part Number	Hex Size	Overall Length	
		In.	mm
AN-04	1/8	3 1/2	89
AN-04-A	9/64	3 1/2	89
AN-05	5/32	3 1/2	89
AN-05-6	5/32	6	152
AN-06	3/16	3 1/2	89
AN-06-6	3/16	6	152
AN-07	7/32	3 1/2	89
AN-07-8	7/32	8	203
AN-08	1/4	3 1/2	89
AN-08-8	1/4	8	203
AN-09	9/32	3 1/2	89
AN-10	5/16	3 1/2	89
AN-10-6	5/16	6	152
AN-12	3/8	3 1/2	89
AN-12-6	3/8	6	152
AN-16	1/2	3 1/2	89
AN-16-6	1/2	6	152

### 7/16" Hex Power Drive, Metric



Part Number	Size	Hex	Overall Length	
			In.	mm
AN-3mm	3mm		3 1/2	89
AN-4mm	4mm		3 1/2	89
AN-5mm	5mm		3 1/2	89
AN-6mm	6mm		3 1/2	89
AN-8mm	8mm		3 1/2	89
AN-10mm	10mm		3 1/2	89
AN-12mm	12mm		3 1/2	89
AN-14mm	14mm		3 1/2	89
AN-14mm-6	14mm		6	152

### 5/8" Hex Power Drive



Part Number	Hex Size	Overall Length	
		In.	mm
AP-08	1/4	4	102
AP-10	5/16	4	102
AP-12	3/8	4	102
AP-16	1/2	4	102
AP-18	9/16	4	102
AP-20	5/8	4	102
AP-24	3/4	4	102

## Socket Head Bits with Square Drive Adapters, SAE

### 3/8" Square Drive



Complete	Part Number		Hex Size	Overall Length		Length of Insert	
	Adapter Only	Insert Only		In.	mm	In.	mm
SZ-9	SC-314	SZ-9-A	3/32	2 1/4	57	1 3/8	35
SZ-7	SC-314	SZ-7-A	7/64	2 1/4	57	1 3/8	35
SZ-10	SC-314	SZ-10-A	1/8	2 1/4	57	1 3/8	35
SZ-11	SC-314	SZ-11-A	5/32	2 1/4	57	1 3/8	35
SZ-12	SC-314	SZ-12-A	3/16	2 1/4	57	1 3/8	35
SZ-13	SC-314	SZ-13-A	7/32	2 1/4	57	1 3/8	35
SZ-14	SC-314	SZ-14-A	1/4	2 1/4	57	1 3/8	35
SZ-15	SC-314	SZ-15-A	5/16	2 1/4	57	1 3/8	35
SZ-16	SC-314	SZ-16-A	3/8	2 1/4	57	1 3/8	35
SZ-17	SC-314	SZ-17-A	1/2	2 1/4	57	1 3/8	35
SZ-18	SC-314	SZ-18-A	9/16	2 1/4	57	1 3/8	35
SZ-19	SC-314	SZ-19-A	5/8	2 1/4	57	1 3/8	35

### 1/2" Square Drive



Complete	Part Number		Hex Size	Overall Length		Length of Insert	
	Adapter Only	Insert Only		In.	mm	In.	mm
SZ-41	SC-514	SZ-11-A	5/32	2 1/2	64	1 3/8	35
SZ-20	SC-514	SZ-12-A	3/16	2 1/2	64	1 3/8	35
SZ-21	SC-514	SZ-13-A	7/32	2 1/2	64	1 3/8	35
SZ-22	SC-514	SZ-14-A	1/4	2 1/2	64	1 3/8	35
SZ-23	SC-514	SZ-15-A	5/16	2 1/2	64	1 3/8	35
SZ-24	SC-514	SZ-16-A	3/8	2 1/2	64	1 3/8	35
SZ-25	SC-514	SZ-17-A	1/2	2 1/2	64	1 3/8	35
SZ-42	SC-520	SZ-31-A	1/2	2 1/2	64	1 9/16	40
SZ-43	SC-514	SZ-18-A	9/16	2 1/2	64	1 3/8	35
SZ-44	SC-520	SZ-32-A	9/16	2 1/2	64	1 9/16	40
SZ-26	SC-514	SZ-19-A	5/8	2 1/2	64	1 3/8	35
SZ-27	RP-520	SZ-33-A	5/8	2 1/2	64	1 9/16	40

Adapters with an "SC" prefix feature a set screw for locking in the bit. An "RP" prefix indicates adapters with a thru hole for a spring pin.


### 7/16" Hex Insert Bit Only



Part Number	Hex Size	Overall Length	
		In.	mm
SZ-11-A-3	5/32	3	76
SZ-12-A-2	3/16	2	51
SZ-12-A-3	3/16	3	76
SZ-12-A-6	3/16	6	152
SZ-13-A-3	7/32	3	76
SZ-14-A-3	1/4	3	76
SZ-14-A-4	1/4	4	102
SZ-15-A-2	5/16	2	51
SZ-15-A-3	5/16	3	76
SZ-15-A-4	5/16	4	102
SZ-16-A-3	3/8	3	76
SZ-16-A-4	3/8	4	102


Use 7/16" Hex Insert Bits with 7/16" Female Hex Square drive adapters, page 26. These bits feature a thru hole on the hex flat for use with a spring pin.

## Socket Head Bits with Square Drive Adapters, SAE



### 3/4" Square Drive

Complete	Part Number		Hex Size	Overall Length		Length of Insert		Bit Length (A)	
	Adapter Only	Insert Only		In.	mm	In.	mm	In.	mm
SZ-30	SC-720	SZ-30-A	3/8	2 5/8	67	1 9/16	40	29/32	23
SZ-31	SC-720	SZ-31-A	1/2	2 5/8	67	1 9/16	40	29/32	23
SZ-32	SC-720	SZ-32-A	9/16	2 5/8	67	1 9/16	40	29/32	23
SZ-33	RP-720	SZ-33-A	5/8	2 5/8	67	1 9/16	40	29/32	23
SZ-34	RP-720	SZ-34-A	3/4	2 5/8	67	1 9/16	40	29/32	23
SZ-37	RP-728	SZ-37-A	3/4	3 1/8	79	2	51	1 1/8	29
SZ-35	SC-720	SZ-35-A	7/8	2 5/8	67	1 9/16	40	29/32	23
SZ-38	RP-728	SZ-38-A	7/8	3 1/8	79	2	51	1 1/8	29
SZ-36	RP-720	SZ-36-A	1	2 5/8	67	1 9/16	40	29/32	23



### 1" Square Drive

Complete	Part Number		Hex Size	Overall Length		Length of Insert		Bit Length (A)	
	Adapter Only	Insert Only		In.	mm	In.	mm	In.	mm
SZ-80	RP-820	SZ-31-A	1/2	3 1/16	78	1 9/16	40	29/32	23
SZ-85	RP-828	SZ-85-A	5/8	3 1/4	83	2	51	1 1/8	29
SZ-86	RP-820	SZ-34-A	3/4	3 1/32	77	1 9/16	40	29/32	23
SZ-87	RP-828	SZ-37-A	3/4	3 1/4	83	2	51	1 1/8	29
SZ-88	SC-820	SZ-35-A	7/8	3 1/16	78	1 9/16	40	29/32	23
SZ-89	RP-828	SZ-38-A	7/8	3 1/4	83	2	51	1 1/8	29
SZ-91	RP-828	SZ-39-A	1	3 1/4	83	2	51	1 1/8	29
SZ-101	RP-848	SZ-101-A	1 1/4	3 1/2	89	2 5/8	67	1 3/8	35

An "RP" prefix indicates adapters with a roll pin that is inserted through the bit.

## Socket Head Bit & Adapter Sets, SAE



- APH38 8 piece, 3/8" square drive:  
1/8, 9/64, 5/32, 3/16, 7/32, 1/4, 5/16, 3/8
- APH56 6 piece, 1/2" square drive:  
1/4, 5/16, 3/8, 1/2, 9/16, 5/8

## Socket Head Bit & Adapter Sets, Metric



- APH35M 5 piece, 3/8" square drive:  
4mm, 5mm, 6mm, 8mm, 10mm
- APH56M 6 piece, 1/2" square drive:  
6mm, 8mm, 10mm, 12mm, 14mm, 17mm

## Socket Head Adapters & Inserts, Metric



### 3/8" Square Drive

Complete	Part Number		Hex Size	Overall Length		Length of Insert		Bit Length (A)	
	Adapter Only	Insert Only		In.	mm	In.	mm	In.	mm
SZ-3-7-4mm	SC-314	SZ-7-4mm	4mm	2 1/4	57	1 3/8	35	7/8	22
SZ-3-7-5mm	SC-314	SZ-7-5mm	5mm	2 1/4	57	1 3/8	35	7/8	22
SZ-3-7-6mm	SC-314	SZ-7-6mm	6mm	2 1/4	57	1 3/8	35	7/8	22
SZ-3-7-8mm	SC-314	SZ-7-8mm	8mm	2 1/4	57	1 3/8	35	7/8	22
SZ-3-7-10mm	SC-314	SZ-7-10mm	10mm	2 1/4	57	1 3/8	35	7/8	22



### 1/2" Square Drive

Complete	Part Number		Hex Size	Overall Length		Length of Insert		Bit Length (A)	
	Adapter Only	Insert Only		In.	mm	In.	mm	In.	mm
SZ-5-7-4mm	SC-514	SZ-7-4mm	4mm	2 1/2	63	1 3/8	35	7/8	22
SZ-5-7-5mm	SC-514	SZ-7-5mm	5mm	2 1/2	63	1 3/8	35	7/8	22
SZ-5-7-6mm	SC-514	SZ-7-6mm	6mm	2 1/2	63	1 3/8	35	7/8	22
SZ-5-7-8mm	SC-514	SZ-7-8mm	8mm	2 1/2	63	1 3/8	35	7/8	22
SZ-5-7-10mm	SC-514	SZ-7-10mm	10mm	2 1/2	63	1 3/8	35	7/8	22
SZ-5-7-12mm	SC-514	SZ-7-12mm	12mm	2 1/2	63	1 3/8	35	7/8	22
SZ-5-7-14mm	SC-514	SZ-7-14mm	14mm	2 1/2	63	1 3/8	35	15/16	24
SZ-5-10-14mm	RP-520	SZ-10-14mm	14mm	2 1/2	63	1 9/16	40	29/32	23
SZ-5-10-17mm	RP-520	SZ-10-17mm	17mm	2 1/2	63	1 9/16	40	29/32	23
SZ-5-10-19mm	RP-520	SZ-10-19mm	19mm	2 1/2	63	1 9/16	40	29/32	23



### 3/4" Square Drive

Complete	Part Number		Hex Size	Overall Length		Length of Insert		Bit Length (A)	
	Adapter Only	Insert Only		In.	mm	In.	mm	In.	mm
SZ-7-10-10mm	RP-720	SZ-10-10mm	10mm	2 1/2	64	1 9/16	40	29/32	23
SZ-7-10-12mm	RP-720	SZ-10-12mm	12mm	2 1/2	64	1 9/16	40	29/32	23
SZ-7-10-14mm	RP-720	SZ-10-14mm	14mm	2 1/2	64	1 9/16	40	29/32	23
SZ-7-10-17mm	RP-720	SZ-10-17mm	17mm	2 1/2	64	1 9/16	40	29/32	23



### 1" Square Drive

Complete	Part Number		Hex Size	Overall Length		Length of Insert		Bit Length (A)	
	Adapter Only	Insert Only		In.	mm	In.	mm	In.	mm
SZ-8-14-17mm	RP-828	SZ-14-17mm	17mm	3 5/16	84	2	51	1 1/8	29
SZ-8-14-19mm	RP-828	SZ-14-19mm	19mm	3 5/16	84	2	51	1 1/8	29
SZ-8-14-22mm	RP-828	SZ-14-22mm	22mm	3 5/16	84	2	51	1 1/8	29
SZ-8-14-24mm	RP-828	SZ-14-24mm	24mm	3 5/16	84	2	51	1 1/8	29
SZ-8-14-27mm	RP-828	SZ-14-27mm	27mm	3 5/16	84	2	51	1 1/8	29

## Square Recess Bits

### 1/4" Hex Insert Bits

Part Number	Point Size	Nominal Size In.	Overall Length In.	mm
950-0X	0	1/16	1	25
950-1X	1	3/32	1	25
950-2X	2	1/8	1	25
950-3X	3	9/64	1	25

### 1/4" Hex Power Drive

Part Number	Point Size	Nominal Size In.	Overall Length In.	mm
954-0X	0	1/16	1 15/16	49
954-A-0X	0	1/16	2 3/4	70
954-C-0X	0	1/16	6	152
954-1X	1	3/32	1 15/16	49
954-A-1X	1	3/32	2 3/4	70
954-B-1X	1	3/32	3 1/2	89
954-C-1X	1	3/32	6	152
954-2X	2	1/8	1 15/16	49
954-A-2X	2	1/8	2 3/4	70
954-B-2X	2	1/8	3 1/2	89
954-C-2X	2	1/8	6	152
954-3X	3	9/64	1 15/16	49
954-A-3X	3	9/64	2 3/4	70
954-B-3X	3	9/64	3 1/2	89
954-C-3X	3	9/64	6	152

### 1/4" Hex Power Drive – Turned Body

Part Number	Point Size	Nominal Size In.	Overall Length In.	mm	Turned Length In.	mm
1950-0X	0	1/16	1 15/16	49	1 1/4	32
1951-0X	0	1/16	2 3/4	70	2	51
1950-1X	1	3/32	1 15/16	49	1 1/4	32
1951-1X	1	3/32	2 3/4	70	2	51
1953-1X	1	3/32	3 1/2	89	2 3/4	70
1950-2X	2	1/8	1 15/16	49	1 1/4	32
1951-2X	2	1/8	2 3/4	70	2	51
1953-2X	2	1/8	3 1/2	89	2 3/4	70
1956-2X	2	1/8	6	152	5 1/8	130
1950-3X	3	9/64	1 15/16	49	1 1/4	32
1951-3X	3	9/64	2 3/4	70	2	51
1953-3X	3	9/64	3 1/2	89	2 3/4	70

Screw Size	3 & 4	5, 6, 7	8, 9, 10	12-14 1/4
Square Point Size	0	1	2	3

For Quad-rex bits refer to page 14.

## Male Square Inserts for Pipe Plugs

### 1/4" to 1/2" Male Square

Part Number	Male Hex In.	Male Square In.	Overall Length In.	mm
P-1408	7/16	1/4	1 1/4	32
P-1409	7/16	9/32	1 1/4	32
P-1410	7/16	5/16	1 1/4	32
P-1412	7/16	3/8	1 1/4	32
P-1414	7/16	7/16	1 1/4	32
P-1416	7/16	1/2	1 1/4	32
P-2010	5/8	5/16	1 1/2	38
P-2012	5/8	3/8	1 1/2	38
P-2014	5/8	7/16	1 1/2	38
P-2016	5/8	1/2	1 1/2	38

Note: For pipe plug inserts use SC and RP bit holders found on page 26.

## Double Square Recess Bits

### 1/4" Hex Power Drive

Part Number	Point Size	Overall Length In.	mm
954-2-DX	2	1 15/16	49

### 1/4" Hex Power Drive – Turned Body

Part Number	Point Size	Overall Length In.	mm	Turned Length In.	mm
1953-2-D	2	3 1/2	89	2 3/4	70

## Triple Square Bits

### 1/4" Hex Insert Bits

Part Number	Point Size	Overall Length	
		In.	mm
440-TSQ-4M	4mm	1	25
440-TSQ-5M	5mm	1	25
440-TSQ-6M	6mm	1	25
440-TSQ-8M	8mm	1	25
440-TSQ-10M	10mm	1	25

### 5/16" Hex Insert Bits

Part Number	Point Size	Overall Length	
		In.	mm
480-TSQ-6M	6mm	1 1/4	32
480-TSQ-8M	8mm	1 1/4	32
480-TSQ-10M	10mm	1 1/4	32
480-TSQ-12M	12mm	1 1/4	32
480-TSQ-14M	14mm	1 1/4	32

### 1/4" Hex Power Drive

Part Number	Point Size	Overall Length	
		In.	mm
49-TSQ-4M	4mm	2	50
49-TSQ-5M	5mm	2	50
49-TSQ-6M	6mm	2	50
49-TSQ-8M	8mm	2	50
49-TSQ-10M	10mm	2	50
49-TSQ-12M	12mm	2	50

### 7/16" Hex Power Drive

Part Number	Point Size	Overall Length	
		In.	mm
48-TSQ-5M	5mm	3 1/2	88
48-TSQ-6M	6mm	3 1/2	88
48-TSQ-8M	8mm	3 1/2	88
48-TSQ-10M	10mm	3 1/2	88
48-TSQ-12M	12mm	3 1/2	88
48-TSQ-14M	14mm	3 1/2	88

## Torq-Set® Bits

### 1/4" Hex Insert Bits

Part Number	Point Size	Overall Length	
		In.	mm
212-0•	0	1	25
212-1•	1	1	25
212-2•	2	1	25
212-3•	3	1	25
212-4•	4	1	25
212-5•	5	1	25
212-6•	6	1	25
212-8•	8	1	25
212-10•	10	1	25
212-1/4•	1/4	1	25

### 1/4" Hex Insert Bits – ACR® Available with ACR® ribs for removal only

Part Number	Point Size	Overall Length	
		In.	mm
212-6-ACR	6	1 1/4	32
212-8-ACR	8	1 1/4	32
212-10-ACR	10	1 1/4	32
212-1/4-ACR	1/4	1 1/4	32

### 5/16" Hex Insert Bits

Part Number	Point Size	Overall Length	
		In.	mm
212-8A•	8	1 1/4	32
212-10A•	10	1 1/4	32
212-1/4A•	1/4	1 1/4	32
212-5/16A•	5/16	1 1/4	32
212-3/8A•	3/8	1 1/4	32

### 5/16" Hex Insert Bits – ACR® Available with ACR® ribs for removal only

Part Number	Point Size	Overall Length	
		In.	mm
212-1/4A-ACR•	1/4	1 1/4	32
212-5/16A-ACR•	5/16	1 1/4	32

Torq-Set® and ACR® are registered trademarks of the Phillips Screw Company.

• Indicates a commonly requested item that is either in stock or has a max typical leadtime of 2 weeks from the factory. No minimum on these items. 21

## Torq-Set® Bits

### 1/4" Hex Power Drive



Part Number	Point Size	Overall Length	
		In.	mm
170-0	0	1 1/4	32
273-0	0	1 15/16	49
273B-0	0	2 3/4	70
265-0	0	3 1/2	89
265A-0	0	6	152
170-1	1	1 1/4	32
273A-1	1	1 13/16	46
273-1	1	1 15/16	49
273B-1	1	2 3/4	70
265-1	1	3 1/2	89
265A-1	1	6	152
170-2	2	1 1/4	32
273A-2	2	1 13/16	46
273-2	2	1 15/16	49
273B-2	2	2 3/4	70
265-2	2	3 1/2	89
265A-2	2	6	152
170-3	3	1 1/4	32
273A-3	3	1 13/16	46
273-3	3	1 15/16	49
273B-3	3	2 3/4	70
265-3	3	3 1/2	89
265A-3	3	6	152
170-4	4	1 1/4	32
273A-4	4	1 13/16	46
273-4	4	1 15/16	49
273B-4	4	2 3/4	70
265-4	4	3 1/2	89
265A-4	4	6	152
170-5	5	1 1/4	32
273-5	5	1 15/16	49
273B-5	5	2 3/4	70
265-5	5	3 1/2	89
265A-5	5	6	152
170-6	6	1 1/4	32
170-6-ACR*	6	1 1/4	32
273A-6	6	1 13/16	46
273-6	6	1 15/16	49
273B-6	6	2 3/4	70
265-6	6	3 1/2	89
265A-6	6	6	152
170-8	8	1 1/4	32
170-8-ACR*	8	1 1/4	32
273A-8	8	1 13/16	46
273-8	8	1 15/16	49
273B-8	8	2 3/4	70
265-8	8	3 1/2	89
265A-8	8	6	152
170-10	10	1 1/4	32
170-10-ACR*	10	1 1/4	32
273A-10	10	1 13/16	46
273-10	10	1 15/16	49
273B-10	10	2 3/4	70
265-10	10	3 1/2	89
265A-10	10	6	152
170-1/4B	1/4	1 1/4	32
170-5/16B	5/16	1 1/4	32
170-3/8B	3/8	1 1/4	32

\*Feature ACR® anti-camout ribs.

Torq-Set®, ACR® and Tri-Wing® are registered trademarks of the Phillips Screw Company.

## 5/16" Hex Power Drive



Part Number	Point Size	Overall Length	
		In.	mm
170-8A	8	1 1/4	32
170-10A	10	1 1/4	32
170-1/4A	1/4	1 1/4	32
170-5/16A	5/16	1 1/4	32
170-3/8A	3/8	1 1/4	32

## 7/16" Hex Power Drive



Part Number	Point Size	Overall Length	
		In.	mm
170-1/4	1/4	1 1/4	32
265-1/4	1/4	3 1/2	89
265A-1/4	1/4	6	152
170-5/16	5/16	1 1/4	32
265-5/16	5/16	3 1/2	89
265A-5/16	5/16	6	152
170-3/8	3/8	1 1/4	32
170-3/8C	3/8	1 1/4	32
265A-3/8	3/8	6	152
170-7/16	7/16	1 1/4	32
170-7/16C	7/16	1 1/4	32
265A-7/16	7/16	6	152

## 7/16" Hex Power Drive – ACR®

Available with ACR® ribs for removal only



Part Number	Point Size	Overall Length	
		In.	mm
170-1/4-ACR	1/4	1 1/4	32
170-5/16-ACR	5/16	1 1/4	32

## 5/8" Hex Power Drive



Part Number	Point Size	Overall Length	
		In.	mm
170-1/2	1/4	1 1/4	32
170-9/16	9/16	1 1/4	32
170-5/8	5/8	1 1/4	32

## MorTorq® Bits



Part Number	Driver Size/Type	MorTorq Size	Overall Length	
			In.	mm
440-MT-00	1/4" Hex Insert	00	1	25
440-MT-0	1/4" Hex Insert	0	1	25
440-MT-1	1/4" Hex Insert	1	1	25
440-MT-2	1/4" Hex Insert	2	1	25
480-MT-3	5/16" Hex Insert	3	1 1/4	31
AM-MT-0	1/4" Hex Power	0	1 5/16	31
AM-MT-1	1/4" Hex Power	1	1 5/16	31
AM-MT-2	1/4" Hex Power	2	1 5/16	31
AN-MT-3	7/16" Hex Power	3	3 1/2	89
AN-MT-4	7/16" Hex Power	4	3 1/2	89

Other drive sizes/types and point sizes can be quoted. Contact your Apex Distributor or Representative for more information. MorTorq® is a registered trademark of Phillips Screw Company.

## Tri-Wing®

### 1/4" Hex Insert Bits



Part Number	Recess Size	Screw Size Tension Head	Screw Size Shear Head	Overall Length In.	Overall Length mm
TWD-0	0	0-80	-	1	25
TWD-1	1	2-56	4-40	1	25
TWD-2	2	4-40	6-32	1	25
TWD-3	3	6-32	8-32	1	25
TWD-4	4	8-32	10-32	1	25
TWD-5	5	10-32	1/4-28	1	25
TWD-6	6	1/4	5/16	1	25
TWD-7	7	5/16	3/8	1	25

### 1/4" Hex Insert Bits – ACR®

Available with ACR® ribs for removal only



Part Number	Recess Size	Screw Size Tension Head	Screw Size Shear Head	Overall Length In.	Overall Length mm
TWD-4-ACR	4	8-32	10-32	1	25
TWD-5-ACR	5	10-32	1/4-28	1	25

### 5/16" Hex Insert Bit



Part Number	Recess Size	Screw Size Tension Head	Screw Size Shear Head	Overall Length In.	Overall Length mm
TWE-4	4	8-32	10-32	1 1/4	32
TWE-5	5	10-32	1/4-28	1 1/4	32

### 1/4" Hex Power Drive



Part Number	Recess Size	Screw Size Tension Head	Screw Size Shear Head	Overall Length In.	Overall Length mm
TW-0	0	0-80	-	1 1/4	32
TW-1	1	2-56	4-40	1 1/4	32
TW-2	2	4-40	6-32	1 1/4	32
TW-3	3	6-32	8-32	1 1/4	32
TW-4	4	8-32	10-32	1 1/4	32
TW-5	5	10-32	1/4-28	1 1/4	32
TWB-6	6	1/4-28	5/16-24	1 1/4	32
TWB-7	7	5/16-24	3/8-24	1 1/4	32
TWB-8	8	3/8-24	7/16-20	1 1/4	32

### 5/16" Hex Power Drive



Part Number	Recess Size	Screw Size Tension Head	Screw Size Shear Head	Overall Length In.	Overall Length mm
TWA-6	6	1/4-28	5/16-24	1 1/4	32
TWA-7	7	5/16-24	3/8-24	1 1/4	32
TWA-8	8	3/8-24	7/16-20	1 1/4	32

### 7/16" Hex Power Drive



Part Number	Recess Size	Screw Size Tension Head	Screw Size Shear Head	Overall Length In.	Overall Length mm
TW-6	6	1/4-28	5/16-24	1 1/4	32
TW-7	7	5/16-24	3/8-24	1 1/4	32

### 3/4" Hex Power Drive



Part Number	Recess Size	Screw Size Tension Head	Screw Size Shear Head	Overall Length In.	Overall Length mm
TW-14	14	7/8-14	1-12	3	76
TW-15	15	1-12	-	3	76

## Hi-Torque® Bits

### 1/4" Square Drive Insert Bits



Part Number	Recess	Overall Length In.	Body Diameter In.	Blade Thickness In.	Blade Width In.
HTS-0	0	1	1/2	.029	.167
HTS-1	1	1	1/2	.049	.274
HTS-2	2	1	1/2	.059	.295
HTS-3	3	1	1/2	.059	.377
HTS-4	4	1	1/2	.073	.502

### 3/8" Square Drive Insert Bits



Part Number	Recess	Overall Length In.	Body Diameter In.	Blade Thickness In.	Blade Width In.
HTS-3A	3	1	3/4	.059	.377
HTS-4A	4	1	3/4	.073	.502
HTS-5	5	1 1/4	3/4	.079	.629
HTS-6	6	1 1/4	3/4	.095	.745

### 1/2" Square Drive Insert Bits



Part Number	Recess	Overall Length In.	Body Diameter In.	Blade Thickness In.	Blade Width In.
HTS-7	7	1 5/8	1	.112	.884
HTS-8	8	1 5/8	1	.142	.995
HTS-9	9	1 5/8	1 1/4	.162	1.136
HTS-10	10	1 5/8	1 1/4	.182	1.250
HTS-12	12	2 3/8	1 1/4	.216	1.500

### 1/4" Hex Insert Bits



Part Number	Recess	Overall Length In.	Body Diameter In.	Blade Thickness In.	Blade Width In.
HTN-B-1	1	1 1/4	9/32	.049	.274
HTN-B-2	2	1 1/4	5/16	.059	.295
HTN-B-3	3	1 1/4	3/8	.059	.377
HTN-B-4	4	1 1/4	1/2	.073	.502

Nominal Screw Size	0	1	2	3	4	5	6	8	10	1/4	5/16	3/8	7/16	1/2	9/16	5/8	3/4
Hi-Torque Recess	0	0	0	1	1	1	1	2	3	4	5	6	7	8	9	10	12

Hi-Torque®—Rudy Vaughn, Licensor

## **Does Apex offer magnetic bit holders?**

Bit holders, like this Apex M-490, let you use a variety of insert bits in power tool applications. You get economy and flexibility – and fasteners can be magnetically held to the bit.

(See page 48)



## **Do Apex quick-release bit holders hold bits securely?**

A quick-release bit holder allows fast, easy insert bit changes while assuring that bits stay securely in the bit holder. Simply pull back on the knurled sleeve to release the bit.

(See pages 48)



*If the tool you need does not appear in this catalog, give us a call. The odds are, we may have what you need as a non-catalog item. If not, our experienced staff of tooling experts can design and manufacture “specials” to meet the needs of your specific application. Give us a call at 1-800-845-5629 or visit our website [www.apex-tools.com](http://www.apex-tools.com).*

## **Does Apex offer quick release chucks?**

Apex has a complete line of quick release chucks that provide fast and easy power bit changes.

(See page 49)





# Bit Holders

## 1/4" Hex Drive for 1/4" Hex Inserts

Part Number	Overall Length	
	In.	mm



Non-magnetic

490	2 1/8	54	
490-3	3	76	
490-4	4	102	
490-5	5	127	
490-6	6	152	
490-8	8	203	
490-10	10	254	



M-490-2	2	51	Magnetic
M-490-NR	2 31/32	75	Magnetic; No lock ring
M-490	2 31/32	75	Magnetic
M-497	3 3/32	79	Magnetic; 3/8" (9.5mm) reduced dia.
M-490-4	4	102	Magnetic
M-490-6	6	152	Magnetic
M-490-8	8	203	Magnetic
M-490-10	10	254	Magnetic
M-490-12	12	304	Magnetic
M-44-90	3 1/4	83	Magnetic; for Flip-Tip™ reversible bits



M-495	2 7/8	73	Magnetic; 3/8" (9.5mm) turned shank
M-495-5	5	127	Magnetic; 3/8" (9.5mm) turned shank



RM-490	2 7/8	73	Magnetic; nose piece only, #490-RN
RM-490-4	4	102	Magnetic; nose piece only, #490-RN
RM-490-6	6	152	Magnetic; nose piece only, #490-RN



M-490-2-OR	2	51	Magnetic; with O-Ring retainer
M-490-OR	3	76	Magnetic; with O-Ring retainer

## 1/4" Hex Drive for 1/4" Hex Inserts, Quick Release

Part Number	Overall Length	
	In.	mm

QR-M-490-2	2	51	Magnetic; quick release
QR-M-490-A	2 29/32	74	Magnetic; quick release
QR-M-490-A6	6	152	Magnetic; quick release
QR-M-490-200M	7 7/8	200	Magnetic; quick release

## 1/4" Hex Drive for 5/16" Hex Inserts

Part Number	Overall Length	
	In.	mm

498	2 3/8	60	
M-498	3 1/16	78	Magnetic

## 5/16" Hex Drive



Part Number	Overall Length	
	In.	mm

630	1 13/16	46	For 1/4" hex inserts
M-630	3	76	For 1/4" hex inserts; magnetic
638	2 1/2	64	For 5/16" hex inserts
M-638	3 3/32	79	For 5/16" hex inserts; magnetic

## 5/16" Buckeye-Desouter for 1/4" Hex Inserts



Part Number	Overall Length	
	In.	mm

610	2	51	
M-610	3 3/16	81	Magnetic

## 7/16" Hex Drive



Part Number	Overall Length	
	In.	mm

488	2 3/4	70	For 1/4" hex inserts
M-488	3 1/16	78	For 1/4" hex inserts; magnetic
480	2 3/4	70	For 5/16" hex inserts
M-480	3 5/16	84	For 5/16" hex inserts; magnetic
M-480-6	6	152	For 5/16" hex inserts; magnetic

## 9/32" 130-A Yankee Type for 1/4" Hex Inserts



Part Number	Overall Length	
	In.	mm

450	2 1/4	57	
M-450	3 3/8	86	Magnetic

## 5/16" 131-A Yankee Type for 1/4" Hex Inserts



Part Number	Overall Length	
	In.	mm

460	2 1/4	57	
M-460	3 3/8	86	Magnetic

## 7/32" 135-A Yankee Type for 1/4" Hex Inserts



Part Number	Overall Length	
	In.	mm

M-470	3 3/8	86	Magnetic
-------	-------	----	----------

## 1/4"-24 Screw Shank for 1/4" Hex Inserts



Part Number	Overall Length	
	In.	mm

400-BH	1 1/8	29	
--------	-------	----	--

## Bit Holders

### 1/4" Female Square Drive



Part Number	Overall Length		
	In.	mm	
825	1	25	For 1/4" hex inserts
M-825	2 9/32	58	For 1/4" hex inserts; magnetic
820	23/32	18	For 1/4" square inserts

### 3/8" Female Square Drive



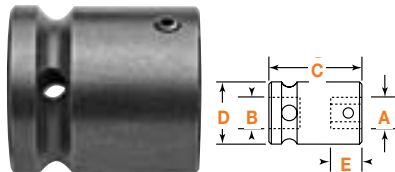
Part Number	Overall Length		
	In.	mm	
838	1 1/2	38	For 1/4" hex inserts
M-838	2 23/32	69	For 1/4" hex inserts; magnetic
835	1 1/2	38	For 5/16" hex inserts
M-835	2 3/4	70	For 5/16" hex inserts; magnetic
830	1 1/2	38	For 5/16" square inserts

### 1/2" Female Square Drive



Part Number	Overall Length		
	In.	mm	
858	1 3/4	45	For 1/4" hex inserts
M-858	2 3/4	70	For 1/4" hex inserts; magnetic
855	1 3/4	45	For 5/16" hex inserts
M-855	2 3/4	70	For 5/16" hex inserts; magnetic
850	1 3/4	45	For 5/16" square inserts

### Bit Holders/Adapters with Set Screw or Thru Hole



Set Screw Lock	Hex Opening (A)	Square Drive (B)	Overall Length (C)		Body Diameter (D)		Opening Depth (E)	
	In.	In.	In.	mm	In.	mm	In.	mm
SC-108	1/4	1/4	1 1/4	32	3/4	19	5/8	16
SC-308	1/4	3/8	1 1/2	38	3/4	19	5/8	16
SC-508	1/4	1/2	1 1/2	38	7/8	22	5/8	16
SC-114	7/16	1/4	1	25	3/4	19	17/32	13
SC-314	7/16	3/8	1 3/8	35	3/4	19	17/32	13
SC-514	7/16	1/2	1 5/8	41	15/16	24	17/32	13
SC-614	7/16	5/8	1 3/4	46	1 1/4	32	17/32	13
SC-520	5/8	1/2	1 1/2	38	1 1/8	29	11/16	17
SC-620	5/8	5/8	1 1/2	38	1 1/4	32	11/16	17
SC-720	5/8	3/4	1 11/16	43	1 1/2	38	11/16	17
SC-820	5/8	1	2 1/8	54	2 1/8	54	11/16	17
SC-724	3/4	3/4	2	51	1 5/8	42	7/8	22
SC-728	7/8	3/4	2	51	1 5/8	42	57/64	23
SC-828	7/8	1	2 1/8	54	2 1/8	54	5/8	23

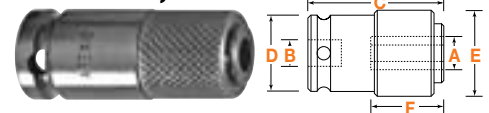
Note: Use SC bit holders with socket head inserts (page 19) and pipe plug inserts (page 21). Can be used with power bits.

### Female Threaded Drive, Quick Releasing Chucks



Part Number	Female Thread	Hex Opening In.	Overall Length		Overall Diameter		Opening Depth	
			In.	mm	In.	mm	In.	mm
QRA-08	3/8"-24	1/4	1 3/4	45	3/4	19	61/64	24
QRA-14	3/8"-24	7/16	2	51	1 1/4	32	1 1/16	27
QRF-08	1/2"-20	1/4	1 3/4	45	3/4	19	61/64	24
QRF-14	1/2"-20	7/16	2	51	1 1/4	32	1 1/16	27
QRF-20	1/2"-20	5/8	2 5/8	67	1 5/8	41	1 1/2	38

### Female Square Drive, Quick Releasing Chucks



Part Number	Hex Open. (A)	Square Drive (B)	Overall Length (C)		Body Diameter (D)		Sleeve Diameter (E)		Opening Depth (F)	
	In.	In.	In.	mm	In.	mm	In.	mm	In.	mm
QR-108	1/4	1/4	1 1/2	38	3/4	19	3/4	19	61/64	24
QR-308	1/4	3/8	1 3/4	45	3/4	19	3/4	19	61/64	24
QR-508	1/4	1/2	2 1/8	54	7/8	22	3/4	19	61/64	24
QR-314	7/16	3/8	2	51	1	25	1 1/4	32	1 3/32	28
QR-514	7/16	1/2	2 1/8	54	1	25	1 1/4	32	1 1/16	27
QR-614	7/16	5/8	2 1/8	54	1 1/4	32	1 1/4	32	1 1/16	27
QR-714	7/16	3/4	2 3/8	60	1 1/2	38	1 1/4	32	1 1/16	27
QR-520	5/8	1/2	2 5/8	67	1 1/2	38	1 5/8	41	1 1/2	38
QR-620	5/8	5/8	2 5/8	67	1 1/2	38	1 5/8	41	1 1/2	38
QR-720	5/8	3/4	3 1/8	79	1 1/2	38	1 5/8	41	1 1/2	38
QR-820	5/8	1	3 1/4	83	2 1/8	54	1 5/8	41	1 1/2	38
QR-824	3/4	1	3 3/4	95	2	51	1 7/8	48	1 5/8	41

## 1/4" Hex Drive Nutsetters for Sheet Metal Screws

### 6 Point Power Drive, SAE



Part Number 6 Point	Size In.	Overall Length In.	Socket		
			Nose Diameter In.		
DB-08	1/4	2 9/16	7/16	Non-magnetic	
DB-10	5/16	2 9/16	1/2	Non-magnetic	
DB-12	3/8	2 9/16	9/16	Non-magnetic	
MDA-08	1/4	1 3/4	7/16	Magnetic	
MDAT-08	1/4	1 3/4	3/8	Magnetic	
MDA-10	5/16	1 3/4	1/2	Magnetic	
MDA-12	3/8	1 3/4	9/16	Magnetic	
MDA-14	7/16	2	11/16	Magnetic	
MDB-08	1/4	2 9/16	7/16	Magnetic	5/16" Shank Diameter
MDB-10	5/16	2 9/16	1/2	Magnetic	5/16" Shank Diameter
MDB-12	3/8	2 9/16	9/16	Magnetic	5/16" Shank Diameter
MDB-14	7/16	2 9/16	5/8	Magnetic	5/16" Shank Diameter
MDC-08	1/4	2 9/16	7/16	Magnetic	3/8" Shank Diameter
MDC-10	5/16	2 9/16	1/2	Magnetic	3/8" Shank Diameter
MDC-12	3/8	2 9/16	9/16	Magnetic	3/8" Shank Diameter

### 6 Point Insert, SAE



Part Number 6 Point	Size In.	Overall Length In.	Socket		
			Nose Diameter In.		
MHM-1310	5/16	1 1/8	1/2	Magnetic	
MHM-1912	3/8	1 3/4	9/16	Magnetic	

### 6 Point Power Drive, Metric



Part Number 6 Point	Size In.	Overall Length In.	Socket		
			Nose Diameter In.		
MDA-6mm	6	44.5	9.5	Magnetic	
MDA-7mm	7	44.5	11.1	Magnetic	
MDA-8mm	8	44.5	12.7	Magnetic	
MDA-10mm	10	44.5	14.3	Magnetic	
MDA-10mm-80m	10	80.0	14.3	Magnetic	

### 6 Point Insert, Metric



Part Number 6 Point	Size In.	Overall Length In.	Socket		
			Nose Diameter In.		
MHM-7mm	7	31.8	11.1	Magnetic	
MHM-8mm	8	31.8	12.7	Magnetic	
MHM-10mm	10	31.8	14.3	Magnetic	

## 1/4" Hex Drive Nutsetters

### 6 Point and 6 Point Magnetic, SAE



Part Number 6 Point	Part Number Magnetic	Size In.	Overall Length In.	Socket Nose Diameter In.
6N-0806-2	M6N-0806-2	3/16	2	5/16
6N-0806-3	M6N-0806-3	3/16	3	5/16
-	M6N-0806-5	3/16	5	5/16
-	M6N-0806-6	3/16	6	5/16
6N-0808-2	M6N-0808-2	1/4	2	7/16
6N-0808-3	M6N-0808-3	1/4	3	7/16
6N-0808-4	M6N-0808-4	1/4	4	7/16
6N-0808-5	M6N-0808-5	1/4	5	7/16
6N-0808-6	M6N-0808-6	1/4	6	7/16
6N-0810-2	M6N-0810-2	5/16	2	1/2
6N-0810-3	M6N-0810-3	5/16	3	1/2
6N-0810-4	M6N-0810-4	5/16	4	1/2
6N-0810-5	M6N-0810-5	5/16	5	1/2
6N-0810-6	M6N-0810-6	5/16	6	1/2
6N-0811-2	M6N-0811-2	11/32	2	9/16
6N-0811-3	M6N-0811-3	11/32	3	9/16
6N-0812-2	M6N-0812-2	3/8	2	9/16
6N-0812-3	M6N-0812-3	3/8	3	9/16
6N-0812-4	M6N-0812-4	3/8	4	9/16
6N-0812-6	M6N-0812-6	3/8	6	9/16
6N-0814-2	M6N-0814-2	7/16	2	21/32
6N-0814-3	M6N-0814-3	7/16	3	21/32
6N-0814-4	M6N-0814-4	7/16	4	21/32
6N-0814-6	M6N-0814-6	7/16	6	21/32
6N-0816-2	M6N-0816-2	1/2	2	3/4
6N-0816-3	M6N-0816-3	1/2	3	3/4
6N-0818-2	M6N-0818-2	9/16	2	13/16

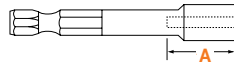
### 6 Point and 6 Point Magnetic, Metric



Part Number 6 Point	Part Number Magnetic	Size mm	Overall Length mm	Socket Nose Diameter mm
6N-08-8M-3	M6N-08-8M-3	8	76	12.7
6N-08-8M-4	M6N-08-8M-4	8	102	12.7
6N-08-8M-6	M6N-08-8M-6	8	152	12.7
6N-08-10M-3	M6N-08-10M-3	10	76	14.3
6N-08-10M-4	M6N-08-10M-4	10	102	14.3
6N-08-10M-6	M6N-08-10M-6	10	76	14.3
6N-08-12M-3	M6N-08-12M-3	12	76	19.0
6N-08-12M-4	M6N-08-12M-4	12	102	19.0
6N-08-12M-6	M6N-08-12M-6	12	152	19.0

## 1/4" Hex Drive Nutsetters

### 6 Point, Bolt Clearance



Part Number 6 Point	Size In.	Overall Length In.	Socket Nose Diameter In.	Depth of Clearance (A) In.
6B-0808	1/4	3 1/4	7/16	1 3/8
6B-0809	9/32	3 1/4	1/2	1 3/8
6B-0810	5/16	3 1/4	1/2	1 3/8
6B-0811	11/32	3 1/4	9/16	1 3/8
6B-0812	3/8	3 1/4	9/16	1 3/8
6B-0814	7/16	3 1/4	21/32	1 3/8
6B-0816	1/2	3 1/4	3/4	1 3/8
6B-0818	9/16	3 1/4	13/16	1 3/8
6B-0820	5/8	3 1/4	7/8	1 3/8

See bolt clearance Tool Tip page 32.

## 7/16" Hex Drive Nutsetters

### 6 Point



Part Number 6 Point	Size In.	Overall Length In.	Socket Nose Diameter In.
6N-1410-3	5/16	3	9/16
6N-1412-3	3/8	3	9/16
6N-1414-3	7/16	3	3/4
6N-1416-3	1/2	3	13/16
6N-1416-4	1/2	4	13/16
6N-1418-3	9/16	3	7/8
6N-1418-6	9/16	6	7/8
6N-1420-3	5/8	3	1
6N-1424-3	3/4	3	1 1/8
6N-1424-6	3/4	6	1 1/8

## 5/8" Hex Drive Nutsetters

### 6 Point



Part Number 6 Point	Size In.	Overall Length In.	Socket Nose Diameter In.
6N-2028-4	7/8	4	1 3/8
6N-2036-4	1 1/8	4	1 5/8

## Hand Drivers

### Drivers with Self-Contained Insert Bits



Part No.	Female Hex Size	Overall Length In. mm	Blade Projection In. mm
M-15-SC	1/4	8 1/2 216	4 3/8 111
M-15-SC-A	1/4	8 1/2 216	4 3/8 111

Phillips #1, #2, #3; Slotted 4F-5R, 10F-12R; hollow handle.  
Without bits; hollow handle.

### Replaceable Bit Drivers



Part No.	Female Hex Size	Overall Length In. mm	Blade Projection In. mm
1510-P	1/4	2 3/4 70	7/8 22
1500-P	1/4	7 1/2 191	3 9/32 83

### Replaceable Bit Drivers – Magnetic



Part No.	Female Hex Size	Overall Length In. mm	Blade Projection In. mm
M-1505-P	1/4	2 3/8 60	3/8 10
M-1500-P	1/4	8 1/2 216	4 3/8 111



24 Bit Kit

## Industrial Bit Kit

Tool kit includes plastic carrying case with:  
Magnetic hand driver and magnetic bit holder.  
Phillips bits: #1, #2, #3  
Slotted bits: 3F-4R, 4F-5R, 6F-8R, 8F-10R, 10F-12R  
Torx® bits: T-10, T-15, T-20, T-25, T-27, T-30, T-40  
Square Recess bits: 3/32", 1/8"  
Hex bits: 5/64", 3/32", 7/64", 1/8", 9/64"  
Pozidriv® bits: #1, #2

## Awls



Part Number	Overall Length In. mm	Shank Diameter In. mm
AW-95	7 7/16 189	.307 7.8
AW-95-L	8 203	.307 7.8
AW-95-LL	8 7/8 225	.307 7.8

Use awls to line up holes and scratch mark surfaces.

Pozidriv® is a registered trademark of the Phillips Screw Co. Torx® is a registered trademark of the Camcar Division of Textron.

## Hex Extensions

### Male Hex Drive with 1/4" Male Square



Part Number	Hex Drive In.	Type of Lock	Overall Length	
			In.	mm
EX-250	1/4	Pin	1 3/8	35
EX-250-B	1/4	Ball	1 3/8	35
EX-250-2	1/4	Pin	2	51
EX-250-B-2	1/4	Ball	2	51
EX-250-3	1/4	Pin	3	76
EX-250-B-3	1/4	Ball	3	76
EX-250-4	1/4	Pin	4	102
EX-250-B-4	1/4	Ball	4	102
EX-250-5	1/4	Pin	5	127
EX-250-B-5	1/4	Ball	5	127
EX-250-6	1/4	Pin	6	152
EX-250-B-6	1/4	Ball	6	152
EX-250-8	1/4	Pin	8	203
EX-250-B-8	1/4	Ball	8	203
EX-250-12	1/4	Pin	12	305
EX-250-B-12	1/4	Ball	12	305
EX-262	5/16	Pin	1 1/2	38
EX-262-4	5/16	Pin	4	102
EX-262-B-4	5/16	Ball	4	102
EX-262-6	5/16	Pin	6	152
EX-251	7/16	Pin	1 3/8	35
EX-251-B	7/16	Ball	1 3/8	35
EX-251-2	7/16	Pin	2	51
EX-251-B-2	7/16	Ball	2	51
EX-251-3	7/16	Pin	3	76
EX-251-6	7/16	Pin	6	152
EX-251-8	7/16	Pin	8	203
EX-251-10	7/16	Pin	10	254

### Male Hex Drive with 3/8" Male Square



Part Number	Hex Drive In.	Type of Lock	Overall Length	
			In.	mm
EX-370	1/4	Pin	1 5/8	41
EX-370-B	1/4	Ball	1 5/8	41
EX-370-2	1/4	Pin	2	51
EX-370-B-2	1/4	Ball	2	51
EX-370-3	1/4	Pin	3	76
EX-370-B-3	1/4	Ball	3	76
EX-370-4	1/4	Pin	4	102
EX-370-B-4	1/4	Ball	4	102
EX-370-5	1/4	Pin	5	127
EX-370-6	1/4	Pin	6	152
EX-370-B-6	1/4	Ball	6	152
EX-370-8	1/4	Pin	8	203
EX-370-B-8	1/4	Ball	8	203
EX-370-10	1/4	Pin	10	254
EX-370-B-10	1/4	Ball	10	254
EX-380	5/16	Pin	1 1/2	38
EX-380-B	5/16	Ball	1 1/2	38
EX-380-2	5/16	Pin	2	51
EX-380-B-2	5/16	Ball	2	51
EX-380-3	5/16	Pin	3	76
EX-380-4	5/16	Pin	4	102
EX-380-6	5/16	Pin	6	152
EX-371	7/16	Pin	1 3/4	45
EX-371-2	7/16	Pin	2	51
EX-371-2 3/4	7/16	Pin	2 3/4	70
EX-371-3	7/16	Pin	3	76
EX-371-B-3	7/16	Ball	3	76
EX-371-4	7/16	Pin	4	102
EX-371-5	7/16	Pin	5	127
EX-371-6	7/16	Pin	6	152
EX-371-8	7/16	Pin	8	203
EX-371-10	7/16	Pin	10	254
EX-371-12	7/16	Pin	12	305
EX-371-15	7/16	Pin	15	381

## Hex Extensions

### Male Hex Drive with 1/2" Male Square



Part Number	Hex Drive In.	Type of Lock	Overall Length In.	Overall Length mm
EX-500-2*	1/4	Pin	2	51
EX-500-B-2*	1/4	Ball	2	51
EX-500-3*	1/4	Pin	3	76
EX-500-B-3*	1/4	Ball	3	76
EX-500-4*	1/4	Pin	4	102
EX-500-B-4*	1/4	Ball	4	102
EX-500-6*	1/4	Pin	6	152
EX-500-B-6	1/4	Ball	6	152
EX-512-2	5/16	Pin	2	51
EX-512-B-2	5/16	Ball	2	51
EX-512-3	5/16	Pin	3	76
EX-512-B-4	5/16	Ball	4	102
EX-501-2*	7/16	Pin	2 1/8	54
EX-501-B-2*	7/16	Ball	2 1/8	54
EX-501-3*	7/16	Pin	3	76
EX-501-B-3*	7/16	Ball	3	76
EX-501-4*	7/16	Pin	4	102
EX-501-B-4	7/16	Ball	4	102
EX-501-5*	7/16	Pin	5	127
EX-501-B-5	7/16	Ball	5	127
EX-501-6*	7/16	Pin	6	152
EX-501-B-6	7/16	Ball	6	152
EX-501-8*	7/16	Pin	8	203
EX-501-B-8	7/16	Ball	8	203
EX-501-10*	7/16	Pin	10	254
EX-501-B-10	7/16	Ball	10	254
EX-501-12	7/16	Pin	12	305
EX-501-B-12*	7/16	Ball	12	305
EX-501-15	7/16	Pin	15	381
EX-502	5/8	Pin	2	51
EX-502-B	5/8	Ball	2	51
EX-502-3*	5/8	Pin	3	76
EX-502-B-3	5/8	Ball	3	76
EX-502-B-4	5/8	Ball	4	102
EX-502-5	5/8	Pin	5	127
EX-502-6	5/8	Pin	6	152
EX-502-8	5/8	Pin	8	203

### Male Hex Drive with 5/8" Male Square



Part Number	Hex Drive In.	Type of Lock	Overall Length In.	Overall Length mm
EX-620-3	7/16	Pin	3	76
EX-620-6	7/16	Pin	6	152
EX-621-3	5/8	Pin	3	76
EX-621-B-3	5/8	Ball	3	76
EX-621-6	5/8	Pin	6	152
EX-621-8	5/8	Pin	8	203

### Male Hex Drive with 3/4" Male Square



Part Number	Hex Drive In.	Type of Lock	Overall Length In.	Overall Length mm
EX-757-3	7/16	7/32 Drill Hole	3	76
EX-757-B-3	7/16	Ball	3	76
EX-758-4*	5/8	7/32 Drill Hole	4	102
EX-758-B-4	5/8	Ball	4	102
EX-758-6	5/8	7/32 Drill Hole	6	152
EX-758-9	5/8	7/32 Drill Hole	9	229

## Extensions

### Threaded Screw Shank



Part Number	Male Square In.	Male Thread In.	Overall Length In.	Overall Length mm	Body Diameter In.	Body Diameter mm
TH-256	1/4	1/4-28	1 5/8	41	7/16	11
TH-376	3/8	1/4-28	1 5/8	41	1/2	13
TH-250	1/4	1/4-24	1 5/8	41	7/16	11
TH-370	3/8	1/4-24	1 3/4	45	1/2	13
TH-372	3/8	1/4-20	1 3/4	45	1/2	13



# APEX® Solutions



## **When can I use a universal adapter?**

A universal adapter gives all of your sockets the versatility of a universal wrench. Universal adapters must not be used with impact drivers.

(See page 39.)



## **Does Apex offer bolt clearance nutsetters?**

Bolt clearance nutsetters allow the bolt or stud to recess into the nutsetter body as the nut is driven down. Bolt clearance nutsetters are prefixed with the numbers 6B-.

(See page 28.)

## **Does Apex offer Torx® sockets?**

Like Torx® screws, Torx® bolts are becoming commonplace in a variety of assembly applications.

Apex offers a wide variety of Torx® sockets. (See page 39.)



## **What is the advantage of surface drive sockets?**


Use surface drive sockets if tools are still running when they engage the fasteners (such as on this multi-spindle machine). They're easier to engage and will result in less tool wear.



## **Does Apex offer universal wrenches with longer sockets?**

Universal wrenches are available with a longer socket to allow a stud to recess into the socket opening.

(Check with your Apex representative for details.)




If the tool you need does not appear in this catalog, give us a call. The odds are, we may have what you need as a non-catalog item. If not, our experienced staff of tooling experts can design and manufacture "specials" to meet the needs of your specific application. Give us a call at 1-800-845-5629 or visit our website [www.apex-tools.com](http://www.apex-tools.com).



### **What is the benefit of a tension sleeve?**

A universal wrench with a tension sleeve holds the socket at the desired driving angle while aligning the tool and fastener. Other universal wrench sockets can “flop” making engagement difficult.



### **What types of magnetic sockets does Apex offer?**

In addition to a fixed magnet socket (center), Apex offers spring-loaded (left) and cylindrical (right) magnet styles that allow the bolt to recess into the socket body as the nut is driven down. Fixed magnet sockets are designated by a M- part number prefix, spring-loaded by MB- prefix and cylindrical by a SM- prefix.



### **Does Apex offer thin wall sockets?**

Thin wall sockets accommodate countersunk or limited clearance nut or bolt locations. Many of these sockets have a shouldered body design that can fit in tight quarters.



### **Does Apex offer a complete line of extensions?**

Apex features a wide selection of extension lengths, styles and sizes.

*(See the Table of Contents for a complete listing.)*



### **Can I use my extensions, adapters and universals with impact drivers?**

Quality design and construction give Apex universal wrenches a long service life and durability. Remember, universal wrenches, extensions and adapters are not to be used with impact drivers.



### **Does Apex offer mar resistant bits and sockets?**

Apex can nylon coat just about any of our bits or sockets. Nylon offers excellent mar resistance for assemblies that have painted, varnished or chromed surfaces. Nylon also offers some safety benefits by covering tool junctions.

*(See pages 68-76 for more information)*



# In this section...



## Impact Sockets



Apex industrial grade impact sockets are available in a wide range of lengths and wall thicknesses, and with single or double hex openings. Square openings are available in select sizes.



## Fixed Magnetic Impact Sockets



Magnetic sockets hold the fastener in driving position, even when working straight down. Time-wasting motions are eliminated when starting fasteners or working in hard-to-reach areas. These sockets are identified with a M- prefix.



## Magnetic Bolt Clearance Impact Sockets



As the nut is run down, a spring-loaded or hollow cylinder magnet allows the bolt or stud to retract into the socket body. Nuts are held firmly in the socket. These sockets are identified with a MB- prefix.



## Surface Drive Sockets



Large openings on the six corners of the opening create a "floating" action that allows the socket to slip quickly and easily onto the nut or bolt. Ideal for compensating for imperfect alignment between the tool and fastener. Not generally recommended for impact use. These sockets are identified with a SF- prefix.



## Fast Lead Impact Sockets



Designed for power tool and multiple spindle power tools, a specially tapered opening provides complete engagement with the nut almost instantly upon engagement. This speeds productivity and extends tool life. Engagement is possible without starting and stopping the tool for each nut. These sockets are identified with a FL- prefix.



## Special Sockets

You'll find Spline, Torx®, tap holding, Budd Wheel, grease fitting and other sockets for special applications.



## Extensions and Adapters

Apex provides the accessories needed to adapt sockets to nearly every tool and application.



## Square Drive Universal Wrenches

Hard-to-reach areas are no problem with Apex's wide range of universal and extension universal wrenches.

## 1/4" Square Drive Sockets, SAE

### Standard Length, 6 Point and Double Hex



Part Number 6 Point	Part Number Double Hex	Hex Opening In.	Overall Length (A)	Diameter Nose End (B)	Diameter Drive End (C)	Opening Depth (D)
1105	-	5/32	7/8	1/4	1/2	3/32
1106	1106-D	3/16	7/8	5/16	1/2	3/32
1107	1107-D	7/32	7/8	3/8	1/2	5/32
1108	1108-D	1/4	7/8	3/8	1/2	5/32
X-1108*	-	1/4	7/8	3/8	1/2	5/32
1109	1109-D	9/32	1	7/16	1/2	3/16
1110	1110-D	5/16	1	1/2	1/2	3/16
X-1110*	-	5/16	1	1/2	1/2	3/16
HA-510	-	5/16	7/8	7/16	7/16	3/16
1111	1111-D	11/32	1	1/2	1/2	3/16
1112	1112-D	3/8	1	9/16	9/16	1/4
1113	-	13/32	1	5/8	5/8	1/4
1114	1114-D	7/16	1	5/8	5/8	9/32
1116	1116-D	1/2	1	11/16	11/16	11/32
1118	-	9/16	1	13/16	13/16	7/16
1120	-	5/8	1	7/8	7/8	7/16

\* Parts have a harder heat treat.

### Long Length, 6 Point and Double Hex



Part Number 6 Point	Part Number Double Hex	Hex Opening In.	Overall Length (A)	Diameter Nose End (B)	Diameter Drive End (C)	Opening Depth (D)
1206	1206-D	3/16	1 3/4	5/16	1/2	3/32
1207	-	7/32	1 3/4	3/8	1/2	5/32
1208	1208-D	1/4	1 3/4	3/8	1/2	5/32
1209	1209-D	9/32	1 3/4	7/16	1/2	3/16
1210	1210-D	5/16	1 3/4	1/2	1/2	3/16
1211	-	11/32	1 3/4	1/2	1/2	3/16
1212	1212-D	3/8	1 3/4	9/16	9/16	1/4
1213	-	13/32	1 3/4	5/8	5/8	1/4
1214	-	7/16	1 3/4	5/8	5/8	9/32
1216	1216-D	1/2	1 3/4	11/16	11/16	11/32
1218	-	9/16	1 3/4	13/16	13/16	7/16

### Extra Long Length, 6 Point and Double Hex



Part Number 6 Point	Part Number Double Hex	Hex Opening In.	Overall Length (A)	Diameter Nose End (B)	Diameter Drive End (C)	Opening Depth (D)
1308	1308-D	1/4	3	3/8	1/2	5/32
1310	-	5/16	3	1/2	1/2	3/16
1311	1311-D	11/32	3	1/2	1/2	3/16
1312	-	3/8	3	9/16	9/16	1/4
1313	-	13/32	3	9/16	9/16	1/4
1314	-	7/16	3	5/8	5/8	9/32
1316	-	1/2	3	11/16	11/16	11/32
1318	-	9/16	3	13/16	13/16	7/16
1320	-	5/8	3	7/8	7/8	7/16

### Magnetic, Standard Length, 6 Point



Part Number 6 Point	Hex Opening In.	Overall Length (A)	Diameter Nose End (B)	Diameter Drive End (C)	Opening Depth (D)
M-1105	5/32	7/8	5/16	1/2	3/32
M-1106	3/16	7/8	5/16	1/2	3/32
M-1107	7/32	7/8	3/8	1/2	5/32
MX-1108*	1/4	7/8	3/8	1/2	5/32
M-1108-E*	1/4	7/8	3/8	1/2	5/32
MX-1109*	9/32	1	7/16	1/2	3/16
MHA-510	5/16	7/8	7/16	7/16	1/8
M-1110	5/16	1	1/2	1/2	3/16
MX-1110*	5/16	1	1/2	1/2	3/16
MX-1111	11/32	1	1/2	1/2	3/16
M-1112	3/8	1	9/16	9/16	1/4
MX-1112*	3/8	1	9/16	9/16	1/4
M-1114	7/16	1	5/8	5/8	9/32
M-1116	1/2	1	11/16	11/16	11/32
M-1118	9/16	1	11/16	11/16	11/32

\*Parts have a harder heat treat; MX-1108-E has no lead-in chamfer.


### Magnetic, Long & Extra Long Length, 6 Point



Part No. Fixed Magnet	Part No. Bolt Clearance	Hex Opening In.	Overall Length (A)	Diameter Nose End (B)	Diameter Drive End (C)	Opening Depth (D)
-	MB-1206	3/16	1 3/4	5/16	1/2	5/32
M-1208	MB-1208	1/4	1 3/4	3/8	1/2	5/32
-	MB-1308	1/4	3	3/8	1/2	5/32
M-1209	MB-1209	9/32	1 3/4	7/16	1/2	3/16
M-1210	MB-1210	5/16	1 3/4	1/2	1/2	3/16
-	MB-1211	11/32	1 3/4	1/2	1/2	3/16
-	MB-1311	11/32	3	1/2	1/2	3/16
M-1212	MB-1212	3/8	1 3/4	9/16	9/16	1/4
-	MB-1312	3/8	3	9/16	9/16	1/4
M-1214	MB-1214	7/16	1 3/4	5/8	5/8	9/32
-	MB-1314	7/16	3	5/8	5/8	9/32
-	MB-1216	1/2	1 3/4	11/16	11/16	11/32
-	MB-1218	9/16	1 3/4	13/16	13/16	7/16

\* For explanation of magnets, see Tool Tip on page 33.


### Surface Drive & Fast Lead, Standard & Long Length



Part No. Surface Drive	Part No. Fast Lead	Hex Opening In.	Overall Length (A)	Diameter Nose End (B)	Diameter Drive End (C)	Opening Depth (D)
-	FL-1108	1/4	7/8	3/8	1/2	5/32
-	FL-1109	9/32	7/8	3/8	1/2	5/32
-	FL-1110	5/16	1	1/2	1/2	3/16
SF-1112	FL-1112	3/8	1	9/16	9/16	1/4
-	FL-1212	3/8	1 3/4	9/16	9/16	1/4
-	FL-1114	7/16	1	5/8	5/8	9/32
-	FL-1214	7/16	1 3/4	5/8	5/8	9/32
SF-1116	FL-1116	1/2	1	11/16	11/16	11/32
-	FL-1216	1/2	1 3/4	11/16	11/16	11/32

## 1/4" Sq. Dr. Sockets For SAE Sheet Metal Screws

6 Point & 6 Point Magnetic, For Predrilled Holes\*



Part Number	Part Number Magnetic	Hex Opening In.	Overall Length (A)	Diameter Nose End (B)	Diameter Drive End (C)	Opening Depth (D)
-	M1E06	3/16	7/8	5/16	1/2	3/32
-	M1E07	7/32	7/8	3/8	1/2	5/32
1E08	M1E08	1/4	7/8	3/8	1/2	5/32
1E10	M1E10	5/16	7/8	1/2	1/2	3/16
-	M1E11	11/32	1	1/2	1/2	3/16
-	M1E12	3/8	1	5/8	5/8	1/4
-	M1E14	7/16	1	11/16	11/16	9/32
-	M1E16	1/2	1	11/16	11/16	11/32

\*Sockets for predrilled holes are intermediate hardness; sockets for self-drilling and tapping screws are maximum hardness.

6 Point & 6 Point Magnetic, for Self-Drilling and Tapping Screws\*



Part Number	Part Number Magnetic	Hex Opening In.	Overall Length (A)	Diameter Nose End (B)	Diameter Drive End (C)	Opening Depth (D)
1P06	M1P06	3/16	7/8	5/16	1/2	3/32
1P07	M1P07	7/32	7/8	3/8	1/2	5/32
1P08	M1P08	1/4	7/8	7/16	1/2	5/32
-	M1P09	9/32	7/8	1/2	1/2	3/16
1P10	M1P10	5/16	7/8	1/2	1/2	3/16
1P11	M1P11	11/32	1	1/2	1/2	3/16
1P12	M1P12	3/8	1	5/8	5/8	1/4
1P14	M1P14	7/16	1	11/16	11/16	9/32
1P16	M1P16	1/2	1	11/16	11/16	11/32

\*Sockets for predrilled holes are intermediate hardness; sockets for self-drilling and tapping screws are maximum hardness.

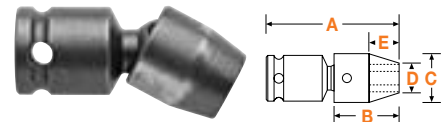
## 1/4" Sq. Dr. Sockets For SAE Square Nuts

Single Square & Double Square



Part Number Square	Part No. Double Square	Hex Opening In.	Overall Length (A)	Diameter Nose End (B)	Diameter Drive End (C)	Opening Depth (D)
1608	1608-D	1/4	1	1/2	1/2	3/16
1612	1612-D	3/8	1	3/4	3/4	1/4

## 1/4" Square Drive Universal Wrenches, SAE




6 Point and Double Hex

Part Number 6 Point	Part Number Double Hex	Hex Opening In.	Overall Length (A)	Socket Length (B)	Socket Diameter (C)	Nose End Diameter (D)	Clearance Depth (E)
SA-25	SA-25-D	1/4	1 7/32	3/4	5/8	3/8	3/8
SA-26	SA-26-D	5/16	1 17/32	3/4	5/8	7/16	3/8
SA-28	SA-28-D	3/8	1 19/32	13/16	5/8	17/32	7/16
SA-29	SA-29-D	7/16	1 21/32	7/8	5/8	5/8	1/2
SA-30	SA-30-D	1/2	1 21/32	7/8	11/16	11/16	1/2
SA-65	-	9/16	1 21/32	7/8	11/16	11/16	1/2

Universal wrenches must not be used with impact drivers. Maximum operating angle is 30°.

# 1/4" Square Drive Sockets, Metric

## Standard Length, 6 Point and Double Hex



Part Number 6 Point	Part Number Double Hex	Hex Opening mm	Overall Length (A)	Diameter Nose End (B)	Diameter Drive End (C)	Opening Depth (D)
3.5mm11	-	3.5	22.2	6.4	12.7	2.4
4mm11	-	4	22.2	6.4	12.7	2.4
4.5mm11	-	4.5	22.2	7.9	12.7	2.4
5mm11	-	5	22.2	8.7	12.7	3.9
5.5mm11	-	5.5	22.2	9.5	12.7	3.9
6mm11	6mm11-D	6	22.2	9.5	12.7	3.9
7mm11	7mm11-D	7	22.2	11.1	12.7	4.8
8mm11	8mm11-D	8	25.4	12.7	12.7	4.8
9mm11	9mm11-D	9	25.4	14.3	14.3	4.8
10mm11	10mm11-D	10	25.4	15.9	15.9	6.4
OS-10mm11	-	10	25.4	14.3	14.3	6.4
11mm11	11mm11-D	11	25.4	15.9	15.9	7.2
12mm11	12mm11-D	12	25.4	17.5	17.5	7.2
13mm11	13mm11-D	13	25.4	19.1	19.1	8.7
14mm11	14mm11-D	14	25.4	20.6	20.6	11.1
15mm11	-	15	25.4	22.2	22.2	11.1
16mm11	-	16	25.4	22.2	22.2	11.1

## Long Length, 6 Point and Double Hex



Part Number 6 Point	Part Number Double Hex	Hex Opening mm	Overall Length (A)	Diameter Nose End (B)	Diameter Drive End (C)	Opening Depth (D)
5mm21	-	5	44.4	8.7	12.7	3.9
5.5mm21	-	5.5	44.4	9.5	12.7	3.9
6mm21	-	6	44.4	9.5	12.7	3.9
7mm21	-	7	44.4	11.1	12.7	4.8
8mm21	8mm21-D	8	44.4	12.7	12.7	4.8
9mm21	9mm21-D	9	44.4	14.3	14.3	4.8
10mm21	10mm21-D	10	44.4	15.9	15.9	6.4
11mm21	-	11	44.4	15.9	15.9	7.2
12mm21	-	12	44.4	17.5	17.5	7.2
13mm21	13mm21-D	13	44.4	19.1	19.1	8.7
14mm21	-	14	44.4	20.6	20.6	11.1
15mm21	15mm21-D	15	50.8	22.2	22.2	11.1
16mm21	-	16	50.8	22.2	22.2	11.1

## Magnetic, Standard Length, 6 Point



Part Number Fixed Magnet	Hex Opening mm	Overall Length (A)	Diameter Nose End (B)	Diameter Drive End (C)	Opening Depth (D)
M-5mm11	5	22.2	8.7	12.7	3.9
M-5.5mm11	5.5	22.2	9.5	12.7	3.9
M-6mm11	6	22.2	9.5	12.7	3.9
M-7mm11	7	22.2	11.9	12.7	4.8
M-8mm11	8	25.4	12.7	12.7	4.8
M-9mm11	9	25.4	14.3	14.3	4.8
M-10mm11	10	25.4	15.9	15.9	6.4
M-11mm11	11	25.4	15.9	15.9	7.2
M-12mm11	12	25.4	17.5	17.5	7.2
M-13mm11	13	25.4	19.1	19.1	8.7
M-14mm11	14	25.4	20.6	20.6	11.1
M-15mm11	15	25.4	22.2	22.2	11.1

## Magnetic, Long Length, 6 Point



Part No. Fixed Magnet	Part No. Magnetic Bolt Clearance	Hex Opening mm	Overall Length (A)	Diameter Nose End (B)	Diameter Drive End (C)	Opening Depth (D)
-	MB-5mm21	5	44.4	8.7	12.7	3.9
-	MB-5.5mm21	5.5	44.4	9.5	12.7	3.9
M-6mm21	MB-6mm21	6	44.4	9.5	12.7	3.9
M-7mm21	MB-7mm21	7	44.4	11.9	12.7	4.8
M-8mm21	MB-8mm21	8	44.4	12.7	12.7	4.8
M-9mm21	MB-9mm21	9	44.4	14.3	14.3	4.8
M-10mm21	MB-10mm21	10	44.4	15.9	15.9	6.4
-	**OSMB-10mm21	10	44.4	14.2	14.2	6.4
M-11mm21	MB-11mm21	11	44.4	15.9	15.9	7.2
M-12mm21	MB-12mm21	12	44.4	17.5	17.5	7.2
M-13mm21	MB-13mm21	13	44.4	19.1	19.1	8.7
-	MB-14mm21	14	44.4	20.6	20.6	11.1
-	MB-15mm21	15	50.8	22.2	22.2	11.1
-	MB-16mm21	16	50.8	22.2	22.2	11.1

\* For an explanation of magnets, see Tool Tip on page 33.  
\*\* No ring groove.


## Surface Drive, Standard and Long Length



Part Number Surface Drive	Hex Opening mm	Overall Length (A)	Diameter Nose End (B)	Diameter Drive End (C)	Opening Depth (D)
SF-8mm11	8	25.4	12.7	12.7	4.7
SF-10mm11	10	25.4	15.9	15.9	6.4
SF-10mm21	10	44.4	15.9	15.9	6.4
SF-12mm21	11	44.4	17.5	15.9	7.2
SF-13mm11	13	25.4	19.1	19.1	8.7
SF-13mm21	13	44.4	19.1	19.1	8.7
SF-15mm11	15	25.4	22.2	22.2	11.1

## 1/4" Sq. Dr. Sockets For Metric Sheet Metal Screws

### 6 Point and 6 Point Magnetic




Part Number 6 Point	Part Number Magnetic	Hex Opening mm	Overall Length (A)	Diameter Nose End (B)	Diameter Drive End (C)	Opening Depth (D)
3.5mmE1	-	3.5	22.2	6.4	12.7	2.4
4mmE1	M-4mmE1	4	22.2	6.4	12.7	2.4
-	M-5mmE1	5	22.2	8.7	12.7	3.9
5.5mmE1	M-5.5mmE1	5.5	22.2	9.5	12.7	3.9
6mmE1	M-6mmE1	6	22.2	9.5	12.7	3.9
7mmE1	M-7mmE1	7	22.2	11.1	12.7	4.8
-	MR-7mmE1*	7	22.2	11.1	12.7	4.8
8mmE1	M-8mmE1	8	25.4	12.7	12.7	4.8
9mmE1	M-9mmE1	9	25.4	14.3	14.3	4.8
10mmE1	M-10mmE1	10	25.4	15.9	15.9	6.4
11mmE1	M-11mmE1	11	25.4	17.5	17.5	7.2
12mmE1	M-12mmE1	12	25.4	17.5	17.5	7.2
13mmE1	M-13mmE1	13	25.4	19.1	19.1	8.7

\*MR-7mmE1 has stronger magnet

## 1/4" Sq. Dr. Sockets For Spline Fasteners

### Standard and Long Length

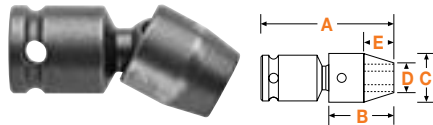


Part Number	Spline Size	Nominal Size	Overall Length (A)		Diameter Nose End (B)		Diameter Drive End (C)	
			In.	mm	In.	mm	In.	mm
CMS-1507	7	7/32	2	51	21/64	8	7/16	11
CMS-1408	8	1/4	7/8	22	3/8	10	7/16	11
CMS-1508	8	1/4	2	51	3/8	10	7/16	11
CMS-1409	9	9/32	7/8	22	7/16	11	7/16	11
CMS-1509	9	9/32	2	51	7/16	11	7/16	11
CMS-1410	10	5/16	7/8	22	29/64	12	29/64	12
CMS-1510	10	5/16	2	51	29/64	12	29/64	12
CMS-1412	12	3/8	7/8	22	17/32	14	17/32	14
CMS-1414	14	7/16	1	25	39/64	16	39/64	16

Apex spline sockets conform to military specifications MS-37787 and MIL-W-8982C.

## 1/4" Sq. Dr. Universal Wrenches, Metric

### 6 Point



Part Number 6 Point	Hex Opening mm	Overall Length (A)	Socket Length (B)	Socket Diameter (C)	Nose End Diameter (D)	Opening Depth (E)
SA-15-6M	6	31	19.1	15.9	9.5	9.5
SA-15-7M	7	31	19.1	15.9	10.3	9.5
SA-16-8M	8	38	19.1	19.1	11.1	7.9
SA-16-10M	10	40	20.6	19.1	15.1	9.5

Universal wrenches must not be used with impact drivers.  
Maximum operating angle is 30°.

If the tool you need does not appear in this catalog, give us a call. The odds are, we may have what you need as a non-catalog item. If not, our experienced staff of tooling experts can design and manufacture "specials" to meet the needs of your specific application. Give us a call at 1-800-845-5629 or visit our website [www.apex-tools.com](http://www.apex-tools.com).

## 1/4" Sq. Dr. Torx® Sockets

### For External Torx Screws



Part Number	Driver Size	Overall Length (A)		Nose End Diameter (B)		Drive End Diameter (C)	
		In.	mm	In.	mm	In.	mm
TX-1104	E-4	1	25.4	1/4	6.4	1/2	12.7
TX-1105	E-5	1	25.4	1/4	6.4	1/2	12.7
TX-1106	E-6	1	25.4	5/16	7.9	1/2	12.7
TX-1108	E-8	1	25.4	3/8	9.5	1/2	12.7
TX-1110	E-10	1	25.4	9/16	14.3	9/16	14.3
TX-1112	E-12	1	25.4	5/8	15.9	5/8	15.9

### For External Torx Screws, Thin Wall



Part Number	Driver Size	Overall Length (A)		Nose End Diameter (B)		Drive End Diameter (C)	
		In.	mm	In.	mm	In.	mm
TX-1404	E-4	1	25.4	1/4	6.4	1/2	12.7
TX-1405	E-5	1	25.4	1/4	6.4	1/2	12.7
TX-1406	E-6	1	25.4	5/16	7.9	1/2	12.7
TX-1407	E-7	1	25.4	5/16	7.9	1/2	12.7
TX-1408	E-8	1	25.4	3/8	9.5	1/2	12.7
TX-1410	E-10	1	25.4	1/2	12.7	1/2	12.7
TX-1411	E-11	1	25.4	1/2	12.7	1/2	12.7
TX-1412	E-12	1	25.4	9/16	14.3	9/16	14.3

### For Torx Nuts



Part Number	Driver Size	Overall Length (A)		Nose End Diameter (B)		Drive End Diameter (C)	
		In.	mm	In.	mm	In.	mm
TX-1E05	E-5	7/8	22.2	3/8	9.5	1/2	12.7
TX-1E06	E-6	7/8	22.2	7/16	11.1	1/2	12.7
TX-1E08	E-8	7/8	22.2	1/2	12.7	1/2	12.7

Sockets for Torx® nuts have a larger lead-in chamfer than sockets for external Torx® screws. Most Torx® sockets have a DIN (pin and o-ring) groove.

## 1/4" Sq. Dr. Extensions

### 7/8" to 14" (22mm to 356mm) Length



Part Number	Male Square In.	Type of Lock	Overall Length	
			In.	mm
EX-252	1/4	Pin	7/8	22
EX-252-B	1/4	Ball	1	25
EX-255-2	1/4	Pin	2	51
EX-255-B-2	1/4	Ball	2	51
EX-255-3	1/4	Pin	3	76
EX-255-4	1/4	Pin	4	102
EX-255-B-4	1/4	Ball	4	102
EX-255-6	1/4	Pin	6	152
EX-255-B-6	1/4	Ball	6	152
EX-255-8	1/4	Pin	8	203
EX-255-10	1/4	Pin	10	254
EX-255-12	1/4	Pin	12	305
EX-255-14	1/4	Pin	14	356

## 1/4" Sq. Dr. Adapters

### 1/4" to 3/8" Male Square



Part Number	Male Square In.	Female Square In.	Type of Lock	Overall Length	
				In.	mm
EX-372	3/8	1/4	Pin	1	25
EX-372-B	3/8	1/4	Ball	1	25

## 1/4" Sq. Dr. Universal Adapters

### Male Square to Female Square




Part Number	Male Sq. In.	Female Sq. In.	Type of Lock	Overall Length		Largest Diameter	
				In.	mm	In.	mm
MF-25	1/4	1/4	Pin	1 5/8	41	5/8	16
MF-25-B	1/4	1/4	Ball	1 5/8	41	5/8	16

Universal wrenches must not be used with impact drivers. Maximum operating angle is 30°.

## 3/8" Square Drive Sockets, SAE

### 6 Point & Double Hex, Short and Standard Length



Part Number 6 Point	Part Number Double Hex	Hex Opening In.	Overall Length (A)	Diameter Nose End (B)	Diameter Drive End (C)	Opening Depth (D)
3108	3108-D	1/4	1 1/4	7/16	3/4	5/32
3109	-	9/32	1 1/4	7/16	3/4	3/16
3010	-	5/16	7/8	1/2	3/4	3/16
3110	3110-D	5/16	1 1/4	1/2	3/4	3/16
3111	-	11/32	1 1/4	1/2	3/4	3/16
3012	3012-D	3/8	7/8	19/32	3/4	3/16
3112	3112-D	3/8	1 1/4	19/32	3/4	1/4
3113	3113-D	13/32	1 1/2	11/16	3/4	1/4
3014	3014-D	7/16	7/8	11/16	3/4	9/32
3114	3114-D	7/16	1 1/2	11/16	3/4	9/32
SW-604	-	7/16	1 1/2	21/32	3/4	9/32
3016	3016-D	1/2	7/8	13/16	13/16	5/16
3116	3116-D	1/2	1 1/2	13/16	13/16	11/32
HC-3816	-	1/2	1 1/2	11/16	11/16	11/32
3117	-	17/32	1 1/2	13/16	13/16	11/32
3018	3018-D	9/16	7/8	7/8	7/8	5/16
3118	-	9/16	1 1/2	7/8	7/8	7/16
SW-343	-	9/16	1 1/2	3/4	3/4	7/16
SW-605	SW-605-D	9/16	1 1/2	3/4	13/16	7/16
3119	-	19/32	1 1/2	7/8	7/8	7/16
3020	3020-D	5/8	1	15/16	15/16	7/16
3120	3120-D	5/8	1 1/2	15/16	15/16	7/16
HC-3520*	-	5/8	2 3/8	7/8	7/8	7/32
3022	3022-D	11/16	1	1	1	7/16
3122	-	11/16	1 1/2	1	1	7/16
3024	3024-D	3/4	1	1 1/16	1 1/16	7/16
3124	3124-D	3/4	1 1/2	1 1/16	1 1/16	15/32
3126	-	13/16	1 1/2	1 1/8	1 1/8	7/16
3028	3028-D	7/8	1	1 1/4	1 1/4	7/16

\*HC-3520 is spark plug socket.

### 6 Point & Double Hex, Thin Wall, Standard Length



Part Number 6 Point	Part Number Double Hex	Hex Opening In.	Overall Length (A)	Diameter Nose End (B)	Diameter Drive End (C)	Opening Depth (D)
3408	3408-D	1/4	1 1/4	7/16	3/4	5/32
3409	-	9/32	1 1/4	7/16	3/4	3/16
3410	3410-D	5/16	1 1/4	1/2	3/4	3/16
OS-3410*	-	5/16	1 1/4	7/16	19/32	3/16
3412	3412-D	3/8	1 1/2	19/32	3/4	1/4
3414	3414-D	7/16	1 1/2	5/8	3/4	9/32
3416	3416-D	1/2	1 1/2	3/4	3/4	11/32
3418	3418-D	9/16	1 1/2	25/32	13/16	7/16
3420	3420-D	5/8	1 1/2	7/8	7/8	7/16
3424	3424-D	3/4	1 1/2	1	1	15/32
3426	-	13/16	1 1/2	1 1/8	1 1/8	17/32
3428	-	7/8	1 1/2	1 3/16	1 1/4	9/16
3430	3430-D	15/16	1 1/2	1 5/16	1 5/16	5/8
3432	-	1	1 1/2	1 3/8	1 3/8	5/8
3434	-	1 1/16	1 1/2	1 1/2	1 1/2	11/16

\*No ring groove.


### 6 Point & Double Hex, Long and Extra Long



Part Number 6 Point	Part Number Double Hex	Hex Opening In.	Overall Length (A)	Diameter Nose End (B)	Diameter Drive End (C)	Opening Depth (D)
3208	3208-D	1/4	2	7/16	3/4	5/32
3308	-	1/4	3 1/2	7/16	3/4	5/32
3209	-	9/32	2	7/16	3/4	3/16
3210	3210-D	5/16	2	1/2	3/4	3/16
3310	3310-D	5/16	3 1/2	1/2	3/4	3/16
OS-3310-D*	-	5/16	3 1/2	15/32	5/8	3/16
3211	-	11/32	2	1/2	3/4	3/16
3311	-	11/32	3 1/2	1/2	3/4	3/16
3212	3212-D	3/8	2	19/32	3/4	1/4
3312	3312-D	3/8	3 1/2	19/32	3/4	1/4
3214	3214-D	7/16	2	11/16	3/4	9/32
3314	3314-D	7/16	3 1/2	11/16	3/4	9/32
3216	3216-D	1/2	2	13/16	13/16	11/32
3316	3316-D	1/2	3 1/2	13/16	13/16	11/32
3218	3218-D	9/16	2	7/8	7/8	7/16
3318	3318-D	9/16	3 1/2	7/8	7/8	7/16
3220	3220-D	5/8	2	15/16	15/16	7/16
3320	3320-D	5/8	3 1/2	15/16	15/16	7/16
3222	3222-D	11/16	2	1	1	7/16
3322	3322-D	11/16	3 1/2	1	1	7/16
3224	3224-D	3/4	2	1 1/16	1 1/16	15/32
3324	3324-D	3/4	3 1/2	1 1/16	1 1/16	15/32
3226	3226-D	13/16	2	1 1/4	1 1/4	17/32
3326	3326-D	13/16	3 1/2	1 1/4	1 1/4	17/32
3228	3228-D	7/8	2	1 1/4	1 1/4	9/16
3328	-	7/8	3 1/2	1 1/4	1 1/4	9/16

\*No ring groove.

### 6 Point & Double Hex, Thin Wall, Long Length



Part Number 6 Point	Part Number Double Hex	Hex Opening In.	Overall Length (A)	Diameter Nose End (B)	Diameter Drive End (C)	Opening Depth (D)
3510	-	5/16	2	1/2	3/4	3/16
3511	-	11/32	2	1/2	3/4	3/16
3512	3512-D	3/8	2	19/32	3/4	1/4
3514	3514-D	7/16	2	5/8	3/4	9/32
3516	3516-D	1/2	2	3/4	3/4	11/32
3518	3518-D	9/16	2	25/32	13/16	7/16
3524	3524-D	3/4	2	1	1	15/32
3530	-	15/16	2	1 5/16	1 5/16	5/8
3532	-	1	2	1 3/8	1 3/8	5/8
3534	-	1 1/16	2	1 1/2	1 1/2	11/16



## 3/8" Square Drive Sockets, SAE

### Magnetic, Short and Standard Length



Part Number Fixed Magnet	Hex Opening In.	Overall Length (A)	Diameter Nose End (B)	Diameter Drive End (C)	Opening Depth (D)
M-3108	1/4	1 1/4	7/16	3/4	5/32
M-3109	9/32	1 1/4	7/16	3/4	3/16
M-3110	5/16	1 1/4	1/2	3/4	3/16
M-3012	3/8	7/8	19/32	3/4	3/16
M-3112	3/8	1 1/4	19/32	3/4	1/4
M-3014	7/16	7/8	11/16	3/4	9/32
M-3114	7/16	1 1/2	11/16	3/4	9/32
MSW-604	7/16	1 1/2	21/32	3/4	9/32
M-3016	1/2	7/8	13/16	13/16	5/16
M-3116	1/2	1 1/2	13/16	13/16	11/32
MHC-3816	1/2	1 1/2	11/16	11/16	11/32
M-3018	9/16	7/8	7/8	7/8	5/16
M-3118	9/16	1 1/2	7/8	7/8	7/16
MSW-343	9/16	1 1/2	3/4	3/4	7/16
M-3120	5/8	1 1/2	15/16	15/16	7/16

### Magnetic, Thin Wall, Standard Length



Part Number Fixed Magnet	Hex Opening In.	Overall Length (A)	Diameter Nose End (B)	Diameter Drive End (C)	Opening Depth (D)
M-3408	1/4	1 1/4	7/16	3/4	5/32
M-3410	5/16	1 1/4	1/2	3/4	3/16
OSM-3410*	5/16	1 1/4	7/16	19/32	3/16
M-3411	11/32	1 1/4	1/2	3/4	3/16
M-3412	3/8	1 1/2	19/32	3/4	1/4
M-3414	7/16	1 1/2	5/8	3/4	9/32
OSM-3414*	7/16	1 1/2	5/8	5/8	9/32
M-3416	1/2	1 1/2	3/4	3/4	11/32
M-3418	9/16	1 1/2	25/32	13/16	7/16
M-3424	3/4	1 1/2	1	1	15/32
M-3426	13/16	1 1/2	1 1/8	1 1/8	17/32

\*No ring groove.

### Magnetic, Long Length & Extra Long Length




Part No. Fixed Magnet	Part No. Magnetic Bolt Clearance	Hex Opening In.	Overall Length (A)	Diameter Nose End (B)	Diameter Drive End (C)	Opening Depth (D)
-	MB-3210	5/16	2	1/2	3/4	3/16
M-3212	MB-3212	3/8	2	19/32	3/4	1/4
M-3214	MB-3214	7/16	2	11/16	3/4	9/32
-	MB-3314	7/16	3 1/2	11/16	3/4	9/32
M-3216	MB-3216	1/2	2	13/16	13/16	11/32
M-3218	MB-3218	9/16	2	7/8	7/8	7/16
-	MB-3318	9/16	3 1/2	7/8	7/8	7/16
-	MB-3220	5/8	2	15/16	15/16	7/16

### Magnetic, Thin Wall, Long Length




Part No. Fixed Magnet	Part No. Magnetic Bolt Clearance	Hex Opening In.	Overall Length (A)	Diameter Nose End (B)	Diameter Drive End (C)	Opening Depth (D)
-	MB-3512	3/8	2	19/32	3/4	1/4
M-3514	MB-3514	7/16	2	5/8	3/4	9/32
-	MB-3516	1/2	2	3/4	3/4	11/32

### Surface Drive & Fast Lead, Short and Standard Length



Part No. Surface Drive	Part Number Fast Lead	Hex Opening In.	Overall Length (A)	Diameter Nose End (B)	Diameter Drive End (C)	Opening Depth (D)
SF-3010	-	5/16	7/8	1/2	3/4	3/16
SF-3110	FL-3110	5/16	1 1/4	1/2	3/4	3/16
SF-3012	FL-3012	3/8	7/8	19/32	3/4	3/16
SF-3112	FL-3112	3/8	1 1/4	19/32	3/4	1/4
SF-3014	FL-3014	7/16	7/8	11/16	3/4	9/32
SF-3114	FL-3114	7/16	1 1/2	11/16	3/4	9/32
SF-3016	FL-3016	1/2	7/8	13/16	13/16	5/16
SF-3116	FL-3116	1/2	1 1/2	13/16	13/16	11/32
SF-HC-3816	-	1/2	1 1/2	11/16	11/16	11/32
SF-3018	FL-3018	9/16	7/8	7/8	7/8	5/16
SF-3118	FL-3118	9/16	1 1/2	7/8	7/8	7/16
SF-3120	FL-3120	5/8	1 1/2	15/16	15/16	7/16
-	FL-3022	11/16	1	15/16	15/16	7/16
-	FL-3122	11/16	1 1/2	1	1	7/16
-	FL-3024	3/4	1	1 1/16	1 1/16	7/16
-	FL-3124	3/4	1 1/2	1 1/16	1 1/16	15/32


### Surface Drive & Fast Lead, Thin Wall, Standard Length



Part No. Surface Drive	Part Number Fast Lead	Hex Opening In.	Overall Length (A)	Diameter Nose End (B)	Diameter Drive End (C)	Opening Depth (D)
SF-3412	FL-3412	3/8	1 1/2	19/32	3/4	1/4
SF-3414	FL-3414	7/16	1 1/2	5/8	3/4	9/32
SF-3416	-	1/2	1 1/2	3/4	3/4	11/32
SF-3418	-	9/16	1 1/2	25/32	13/16	7/16
SF-3432	-	1	1 1/2	1 3/8	1 3/8	5/8

## 3/8" Sq. Dr. Sockets, SAE

Surface Drive  
& Fast Lead,  
Long and Extra  
Long Length



Part No. Surface Drive	Part Number Fast Lead	Hex Opening In.	Overall Length (A)	Diameter Nose End (B)	Diameter Drive End (C)	Opening Depth (D)
-	FL-3210	5/16	2	1/2	3/4	3/16
SF-3212	FL-3212	3/8	2	19/32	3/4	1/4
-	FL-3312	3/8	3 1/2	19/32	3/4	1/4
SF-3214	FL-3214	7/16	2	11/16	3/4	9/32
SF-3314	FL-3314	7/16	3 1/2	11/16	3/4	9/32
SF-3216	FL-3216	1/2	2	13/16	13/16	11/32
SF-3316	FL-3316	1/2	3 1/2	13/16	13/16	11/32
SF-3218	FL-3218	9/16	2	7/8	7/8	7/16
SF-3318	FL-3318	9/16	3 1/2	7/8	7/8	7/16
-	FL-3220	5/8	2	15/16	15/16	7/16
SF-3320	FL-3320	5/8	3 1/2	15/16	15/16	7/16
SF-3224	-	3/4	2	1 1/16	1 1/16	15/32
SF-3324	FL-3324	3/4	3 1/2	1 1/16	1 1/16	15/32
-	FL-3326	13/16	3 1/2	1 1/4	1 1/4	17/32

Surface Drive,  
Thin Wall,  
Long Length

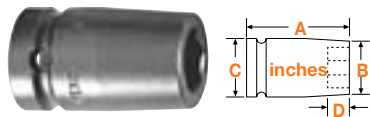


Part No. Surface Drive	Hex Opening In.	Overall Length (A)	Diameter Nose End (B)	Diameter Drive End (C)	Opening Depth (D)
SF-3512	3/8	2	19/32	3/4	1/4
OSSF-3512	3/8	2	19/32	19/32	1/4
SF-3514	7/16	2	5/8	3/4	9/32
OSSF-3514	7/16	2	5/8	5/8	9/32
SF-3516	1/2	2	3/4	3/4	11/32
SF-3518	9/16	2	25/32	13/16	7/16

\*No ring groove.

## 3/8" Sq. Dr. Sockets For SAE Sheet Metal Screws

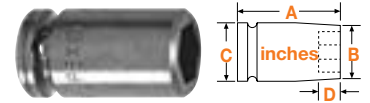
6 Point & 6 Point  
Magnetic, For  
Predrilled Holes\*



Part No. Fixed Magnet	Part No. Bolt Clearance	Hex Opening In.	Overall Length (A)	Diameter Nose End (B)	Diameter Drive End (C)	Opening Depth (D)
-	M3E08	1/4	1 1/4	7/16	3/4	5/32
3E10	M3E10	5/16	1 1/4	1/2	3/4	3/16
3E11	-	11/32	1 1/4	1/2	3/4	3/16
3E12	M3E12	3/8	1 1/4	19/32	3/4	1/4
3E14	M3E14	7/16	1 1/4	11/16	3/4	9/32
3E16	M3E16	1/2	1 1/2	13/16	13/16	11/32
-	M3E18	9/16	1 1/2	7/8	7/8	7/16

## 3/8" Sq. Dr. Sockets For SAE Sheet Metal Screws

6 Point & 6 Point  
Magnetic, For  
Self-Tapping  
Screws\*




Part No. Fixed Magnet	Part No. Bolt Clearance	Hex Opening In.	Overall Length (A)	Diameter Nose End (B)	Diameter Drive End (C)	Opening Depth (D)
-	M3P06	3/16	1 1/4	5/16	3/4	3/32
-	M3P07	7/32	1 1/4	3/8	3/4	5/32
-	M3P08	1/4	1 1/4	7/16	3/4	5/32
3P10	M3P10	5/16	1 1/4	1/2	3/4	3/16
3P12	M3P12	3/8	1 1/4	5/8	3/4	1/4
3P14	M3P14	7/16	1 1/4	11/16	3/4	9/32
3P16	M3P16	1/2	1 1/2	13/16	13/16	11/32
-	M3P18	9/16	1 1/2	7/8	7/8	7/16

\*Sockets for predrilled holes are intermediate hardness; sockets for self-tapping screws are maximum hardness.

## 3/8" Sq. Dr. Sockets For SAE Square Nuts

Single Square &  
Double Square



Part No. Single Square	Part No. Double Square	Hex Opening In.	Overall Length (A)	Diameter Nose End (B)	Diameter Drive End (C)	Opening Depth (D)
3607	-	7/32	1 1/2	7/16	3/4	3/16
3608	-	1/4	1 1/2	1/2	3/4	3/16
3609	3609-D	9/32	1 1/2	9/16	3/4	3/16
3610	3610-D	5/16	1 1/2	5/8	3/4	1/4
3612	3612-D	3/8	1 1/2	3/4	3/4	1/4
3614	3614-D	7/16	1 1/2	7/8	7/8	9/32
3616	3616-D	1/2	1 1/2	1	1	11/32
3618	3618-D	9/16	1 1/2	1	1	7/16
3620	-	5/8	1 1/2	1 1/8	1 1/8	7/16
3624	-	3/4	1 1/2	1 3/8	1 3/8	15/32

## 3/8" Sq. Dr. Socket Sets, SAE

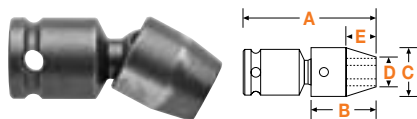
6 Point



APS38	8 piece, standard length: 5/16, 3/8, 7/16, 1/2, 9/16, 5/8, 11/16, 3/4
APS38L	8 piece, long length: 5/16, 3/8, 7/16, 1/2, 9/16, 5/8, 11/16, 3/4

## 3/8" Sq. Dr. Universal Wrenches, SAE

### 6 Point & 12 Point

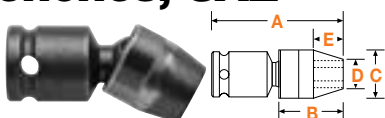


Part Number 6 Point	Part Number 12 Point	Hex Opening In.	Overall Length (A) In.	Socket Length (B) In.	Socket Diameter (C) In.	Nose End Diameter (D) In.	Clearance Depth (E) In.
SA-120	SA-120-D	5/16	1 53/64	3/4	3/4	7/16	5/16
SA-122	SA-122-D	3/8	1 57/64	13/16	3/4	9/16	3/8
SA-200	-	3/8	1 15/16	7/8	7/8	9/16	11/32
SA-123	SA-123-D	7/16	2 1/64	15/16	3/4	19/32	1/2
SA-201	-	7/16	2 15/16	7/8	7/8	5/8	13/32
SA-124	SA-124-D	1/2	2 5/64	1	3/4	3/4	9/16
SA-202	SA-202-D	1/2	2 1/16	1	7/8	11/16	15/32
SA-125	SA-125-D	9/16	2 1/8	1	13/16	13/16	9/16
SA-203	SA-203-D	9/16	2 1/16	1 1/16	7/8	3/4	17/32
SA-302	-	9/16	2 1/8	1 1/8	1	3/4	9/16
SA-205	SA-205-D	5/8	2 1/8	1 1/8	7/8	7/8	19/32
SA-305	-	11/16	2 5/16	1 1/4	1	1	11/16
SA-306	-	3/4	2 5/16	1 1/4	1 1/8	1 1/8	11/16

Universal wrenches must not be used with impact drivers. Maximum operating angle is 30°.

## 3/8" Sq. Dr. IronBand™ Universal Wrenches, SAE

### 6 Point



Part Number	Hex Opening In.	Overall Length (A) In.	Socket Length (B) In.	Socket Diameter (C) In.	Nose End Diameter (D) In.	Clearance Depth (E) In.
SA-C-120	5/16	1.83	.75	.75	.44	.31
SA-C-122	3/8	1.89	.81	.75	.56	.38
SA-C-123	7/16	2.02	.94	.75	.59	.50
SA-C-124	1/2	2.08	1.0	.75	.75	.56
SA-C-205	5/8	2.13	1.13	.88	.88	.59
SA-C-305	11/16	2.31	1.25	1.00	1.00	.69
SA-C-306	3/4	2.31	1.25	1.13	1.13	.69

Universal wrenches must not be used with impact drivers. Maximum operating angle is 30°.

## 3/8" Sq. Dr. Universal Wrench Set, SAE

### 6 Point



APU37 7 piece, standard length: 3/8, 7/16, 1/2, 9/16, 5/8, 11/16, 3/4

## 3/8" Sq. Dr. Universal Wrenches, SAE – Extension

### 6 Point Standard and Tension Type



Part Number Standard	Part Number Tension	Hex Opening In.	Overall Length (A) In.	Socket Length (B) In.	Socket Dia. (C) In.	Nose End Dia. (D) In.	Clearance Depth (E) In.
KA-43-6	KD-43-6	3/8	6	13/16	5/8	17/32	7/16
KA-44-3	-	7/16	3	7/8	5/8	5/8	1/2
KA-44-4	-	7/16	4	7/8	5/8	5/8	1/2
KA-44-6	KD-44-6	7/16	6	7/8	5/8	5/8	1/2
KA-103-6	KD-103-6	7/16	6	15/16	3/4	19/32	1/2
KA-45-3	-	1/2	3	7/8	11/16	11/16	1/2
KA-45-4	-	1/2	4	7/8	11/16	11/16	1/2
KA-45-6	KD-45-6	1/2	6	7/8	11/16	11/16	1/2
KA-45-9	-	1/2	9	7/8	11/16	11/16	1/2
KA-104-9	-	1/2	9	1	3/4	3/4	9/16
-	KD-104-12	1/2	12	1	3/4	3/4	9/16
KA-105-3	KD-105-3	9/16	3	1	13/16	13/16	9/16
KA-105-4	-	9/16	4	1	13/16	13/16	9/16
KA-105-6	KD-105-6	9/16	6	1	13/16	13/16	9/16
KA-105-9	-	9/16	9	1	13/16	13/16	9/16
KA-205-3	-	5/8	3	1 1/8	7/8	7/8	19/32
-	KD-205-6	5/8	6	1 1/8	7/8	7/8	19/32

Universal wrenches must not be used with impact drivers. Maximum operating angle is 30°.

## 3/8" Sq. Dr. IronBand™ Univ. Wrenches, SAE – Extension

### 6 Point Standard and Tension Type



Part Number Standard	Part Number Tension	Hex Open. In.	OA L. (A) In.	Soc. L. (B) In.	Soc. Dia. (C) In.	Nose Dia. (D) In.	Clear. Depth (E) In.
KAW-C-43-6	KDW-C-43-6	3/8	6	.81	.63	.53	.44
KAW-C-44-6	KDW-C-44-6	7/16	6	.88	.63	.63	.50
KAW-C-45-6	KDW-C-45-6	1/2	6	.88	.69	.69	.50
KAW-C-104-9	-	1/2	9	1.00	.75	.75	.56
-	KDW-C-104-12	1/2	12	1.00	.75	.75	.56
KAW-C-105-6	KDW-C-105-6	9/16	6	1.00	.81	.81	.56

Universal wrenches must not be used with impact drivers. Maximum operating angle is 30°.

## 3/8" Sq. Dr. Socket Head Bits, SAE

### Complete, Adapter Only, Insert Only

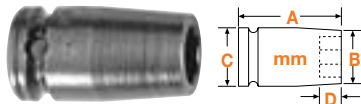


Complete	Part Number Adapter Only	Insert Only	Hex Size	Overall Length In.	Length of Insert (A) mm
SZ-10	SC-314	SZ-10-A	1/8	2 1/4	57
SZ-11	SC-314	SZ-11-A	5/32	2 1/4	57
SZ-12	SC-314	SZ-12-A	3/16	2 1/4	57
SZ-13	SC-314	SZ-13-A	7/32	2 1/4	57
SZ-14	SC-314	SZ-14-A	1/4	2 1/4	57
SZ-15	SC-314	SZ-15-A	5/16	2 1/4	57
SZ-16	SC-314	SZ-16-A	3/8	2 1/4	57

See page 35 for more 3/8" drive complete socket head bits.

## 3/8" Square Drive Sockets, Metric

### 6 Point & 12 Point, Short and Standard Length



Part Number 6 Point	Part Number 12 Point	Hex Opening mm	Overall Length (A)	Diameter Nose End (B)	Diameter Drive End (C)	Opening Depth (D)
6mm13	-	6	31.7	11.1	19.1	3.9
7mm03	-	7	22.2	11.1	19.1	3.0
7mm13	-	7	31.7	11.1	19.1	4.8
8mm03	-	8	22.2	12.7	19.1	4.8
8mm13	8mm13-D	8	31.7	12.7	19.1	4.8
OS-8mm13*	-	8	31.7	11.7	15.7	4.8
9mm13	9mm13-D	9	31.7	15.1	19.1	4.8
10mm03	10mm03-D	10	22.2	16.8	19.1	6.4
OS-10mm03*	-	10	22.1	15.7	15.7	6.4
10mm13	10mm13-D	10	31.7	16.8	19.1	6.4
11mm03	11mm03-D	11	22.2	17.5	19.1	7.2
11mm13	11mm13-D	11	31.7	17.5	19.1	7.2
12mm03	12mm03-D	12	22.2	19.1	19.1	7.2
12mm13	12mm13-D	12	38.1	19.1	19.1	7.2
13mm03	13mm03-D	13	22.2	20.6	20.6	7.9
13mm13	13mm13-D	13	38.1	20.6	20.6	8.7
14mm03	14mm03-D	14	22.2	22.2	22.2	7.9
14mm13	14mm13-D	14	38.1	22.2	22.2	11.1
15mm03	15mm03-D	15	23.8	22.2	22.2	9.5
15mm13	15mm13-D	15	38.1	22.2	22.2	11.1
16mm03	16mm03-D	16	25.4	23.8	23.8	11.1
16mm13	16mm13-D	16	38.1	23.8	23.8	11.1
17mm03	-	17	25.4	25.4	25.4	11.1
17mm13	17mm13-D	17	38.1	25.4	25.4	11.1
18mm03	-	18	25.4	25.4	25.4	11.1
18mm13	18mm13-D	18	38.1	25.4	25.4	11.1
19mm03	19mm03-D	19	25.4	28.6	28.6	11.1
19mm13	19mm13-D	19	38.1	28.6	28.6	11.9
20mm03	-	20	25.4	28.6	28.6	11.1
21mm03	-	21	25.4	31.7	31.7	11.1
21mm13	-	21	38.1	31.7	31.7	13.5
22mm03	-	22	25.4	31.7	31.7	11.1
22mm13	-	22	38.1	31.7	31.7	14.3

\*No ring groove.

### 6 Point & Double Hex, Thin Wall, Standard Length



Part Number 6 Point	Part Number 12 Point	Hex Opening mm	Overall Length (A)	Diameter Nose End (B)	Diameter Drive End (C)	Opening Depth (D)
6mm43	-	6	31.7	9.5	19.1	3.9
7mm43	7mm43-D	7	31.7	11.1	19.1	4.8
8mm43	8mm43-D	8	31.7	12.7	19.1	4.8
9mm43	9mm43-D	9	31.7	12.7	19.1	4.8
10mm43	10mm43-D	10	31.7	15.1	19.1	6.4
11mm43	-	11	38.1	15.9	19.1	7.2
12mm43	12mm43-D	12	38.1	17.5	19.1	7.2
13mm43	13mm43-D	13	38.1	19.1	19.1	8.7
14mm43	14mm43-D	14	38.1	19.8	20.6	11.1
15mm43	15mm43-D	15	38.1	20.6	20.6	11.1
16mm43	16mm43-D	16	38.1	22.2	22.2	11.1
17mm43	17mm43-D	17	38.1	23.8	23.8	11.1
18mm43	-	18	38.1	23.8	23.8	11.1
19mm43	19mm43-D	19	38.1	25.4	25.4	11.9


### 6 Point & Double Hex, Long and Extra Long Length



Part Number 6 Point	Part Number 12 Point	Hex Opening mm	Overall Length (A)	Diameter Nose End (B)	Diameter Drive End (C)	Opening Depth (D)
7mm23	-	7	50.8	11.1	19.1	4.8
8mm23	8mm23-D	8	50.8	12.7	19.1	4.8
9mm23	9mm23-D	9	50.8	15.1	19.1	4.8
10mm23	10mm23-D	10	50.8	16.8	19.1	6.4
OS-10mm23*	OS-10mm23-D*	10	50.8	14.2	15.9	6.4
10mm33	-	10	88.9	16.8	19.1	6.4
11mm23	11mm23-D	11	50.8	17.5	19.1	7.2
12mm23	12mm23-D	12	50.8	19.1	19.1	7.2
13mm23	13mm23-D	13	50.8	20.6	20.6	8.7
13mm33	-	13	88.9	20.6	20.6	8.7
14mm23	14mm23-D	14	50.8	22.2	22.2	11.1
15mm23	15mm23-D	15	50.8	22.2	22.2	11.1
15mm33	15mm33-D	15	88.9	22.2	22.2	11.1
16mm23	16mm23-D	16	50.8	23.8	23.8	11.1
17mm23	17mm23-D	17	50.8	25.4	25.4	11.1
18mm23	18mm23-D	18	50.8	25.4	25.4	11.1
19mm23	19mm23-D	19	50.8	28.6	28.6	11.9
21mm23	-	21	50.8	31.7	31.7	13.5
22mm23	-	22	50.8	31.7	31.7	14.3

\*No ring groove.

### Magnetic, Short & Standard Length



Part Number Fixed Magnet	Hex Opening mm	Overall Length (A)	Diameter Nose End (B)	Diameter Drive End (C)	Opening Depth (D)
M-6mm13	6	31.8	11.1	19.1	3.9
M-7mm13	7	31.8	11.1	19.1	4.8
M-8mm13	8	31.8	12.7	19.1	4.8
M-9mm13	9	31.8	15.1	19.1	4.8
M-10mm03	10	22.2	16.8	19.1	6.4
M-10mm13	10	31.8	16.8	19.1	6.4
M-11mm03	11	22.2	17.5	19.1	7.2
M-11mm13	11	31.7	17.5	19.1	7.2
M-12mm03	12	22.2	19.1	19.1	7.2
M-12mm13	12	38.1	19.1	19.1	7.2
M-13mm03	13	22.2	20.6	20.6	8.7
M-13mm13	13	38.1	20.6	20.6	8.7
M-14mm13	14	38.1	22.2	22.2	11.1
M-15mm03	15	23.8	22.2	22.2	9.5
M-15mm13	15	38.1	22.2	22.2	11.1
M-16mm13	16	38.1	23.8	23.8	11.1
M-17mm13	17	38.1	25.4	25.4	11.1
M-18mm03	18	25.4	25.4	25.4	11.1
M-18mm13	18	38.1	25.4	25.4	11.1

## 3/8" Square Drive Sockets, Metric

**Magnetic,  
Thin Wall,  
Standard Length**



Part Number Fixed Magnet	Hex Opening mm	Overall Length (A)	Diameter Nose End (B)	Diameter Drive End (C)	Opening Depth (D)
M-8mm43	8	31.7	12.7	19.1	4.8
M-10mm43	10	31.7	15.1	19.1	6.4
M-11mm43	11	38.1	15.9	19.1	7.2
M-12mm43	12	38.1	17.5	19.1	7.2
M-13mm43	13	38.1	19.1	19.1	8.7
M-14mm43	14	38.1	19.8	20.6	11.1
M-15mm43	15	38.1	20.5	20.6	11.1

**Magnetic,  
Long & Extra  
Long Length**



Part No. Fixed Magnet	Hex Opening mm	Overall Length (A)	Diameter Nose End (B)	Diameter Drive End (C)	Opening Depth (D)
MB-6mm23	6	50.8	11.1	19.1	3.9
MB-7mm23	7	50.8	11.1	19.1	4.8
MB-8mm23	8	50.8	12.7	19.1	4.8
OSMB-8mm23*	8	50.8	11.7	15.9	4.8
MB-9mm23	9	50.8	15.1	19.1	4.8
MB-10mm23	10	50.8	16.8	19.1	6.4
OSMB-10mm23*	10	50.8	14.2	15.9	6.4
MB-10mm33	10	88.9	16.8	19.1	6.4
MB-11mm23	11	50.8	17.5	19.1	7.2
MB-12mm23	12	50.8	19.1	19.1	7.2
MB-13mm23	13	50.8	20.6	20.6	8.7
MB-13mm33	13	88.9	20.6	20.6	8.7
MB-14mm23	14	50.8	22.2	22.2	11.1
MB-15mm23	15	50.8	22.2	22.2	11.1
MB-15mm33	15	88.9	22.2	22.2	11.1
MB-16mm23	16	50.8	23.8	23.8	11.1
MB-17mm23	17	50.8	25.4	25.4	11.1
MB-18mm23	18	50.8	25.4	25.4	11.1

\*No ring groove.

**Surface Drive,  
Short and  
Standard Length**



Part Number Fixed Magnet	Hex Opening mm	Overall Length (A)	Diameter Nose End (B)	Diameter Drive End (C)	Opening Depth (D)
SF-8mm13	8	31.7	12.7	19.1	4.8
SF-10mm03	10	22.2	16.8	19.1	6.4
SF-10mm13	10	31.7	16.8	19.1	6.4
SF-11mm13	11	31.7	17.5	19.1	7.2
SF-12mm03	12	22.2	19.1	19.1	7.2
SF-12mm13	12	38.1	19.1	19.1	7.2
SF-13mm03	13	22.2	20.6	20.6	8.7
SF-13mm13	13	38.1	20.6	20.6	8.7
SF-14mm13	14	38.1	22.2	22.2	11.1
SF-15mm03	15	23.8	22.2	22.2	11.1
SF-15mm13	15	38.1	22.2	22.2	11.1
SF-16mm13	16	38.1	23.8	23.8	11.1
SF-17mm03	17	25.4	25.4	25.4	11.1
SF-17mm13	17	38.1	25.4	25.4	11.1
SF-18mm13	18	38.1	25.4	25.4	11.1
SF-19mm13	18	38.1	28.6	28.6	11.9

**Surface Drive,  
Thin Wall,  
Standard Length**



Part Number Surface Drive	Hex Opening mm	Overall Length (A)	Diameter Nose End (B)	Diameter Drive End (C)	Opening Depth (D)
SF-10mm43	10	31.7	15.1	19.1	6.4
OSSF-10mm43*	10	31.7	15.1	15.1	6.4
SF-11mm43	11	38.1	15.9	19.1	7.2
SF-12mm43	12	38.1	17.5	19.1	7.2
SF-13mm43	13	38.1	19.1	19.1	8.7
SF-15mm43	15	38.1	20.6	20.6	11.1
SF-17mm43	17	38.1	23.8	23.8	11.1
SF-18mm43	18	38.1	23.8	23.8	11.1
SF-19mm43	19	38.1	25.4	25.4	11.9

\*No ring groove.

**Surface Drive,  
Long & Extra  
Long Length**



Part Number Surface Drive	Hex Opening mm	Overall Length (A)	Diameter Nose End (B)	Diameter Drive End (C)	Opening Depth (D)
SF-8mm23	8	50.8	12.7	19.1	4.8
OSSF-8mm23*	8	50.8	11.9	15.9	4.8
SF-10mm23	10	50.8	16.8	19.1	6.4
OSSF-10mm23*	10	50.8	14.2	15.9	6.4
SF-10mm33	10	88.9	16.8	19.1	6.4
SF-11mm23	11	50.8	17.5	19.1	7.2
SF-12mm23	12	50.8	19.1	19.1	7.2
SF-13mm23	13	50.8	20.6	20.6	8.7
SF-13mm33	13	88.9	20.6	20.6	8.7
SF-15mm23	15	50.8	22.2	22.2	11.1
SF-15mm33	15	88.9	22.2	22.2	11.1
SF-17mm23	17	50.8	25.4	25.4	11.1
SF-18mm23	18	50.8	25.4	25.4	11.1
SF-19mm23	19	50.8	28.6	28.6	11.9

\*No ring groove.

## 3/8" Sq. Dr. Sockets For Metric Sheet Metal Screws

**6 Point & 6 Point  
Magnetic, for  
Predrilled Holes**



Part Number 6 Point	Part Number Magnetic	Hex Opening mm	Overall Length (A)	Diameter Nose End (B)	Diameter Drive End (C)	Opening Depth (D)
-	M-6mmE3	6	31.7	11.1	19.1	3.9
-	M-7mmE3	7	31.7	11.9	19.1	4.8
8mmE3	M-8mmE3	8	31.7	12.7	19.1	4.8
10mmE3	M-10mmE3	10	31.7	16.8	19.1	6.4
-	M-11mmE3	11	31.7	17.5	19.1	7.2
13mmE3	M-13mmE3	13	38.1	20.6	20.6	8.7

## 3/8" Sq. Dr. Socket Sets, Metric

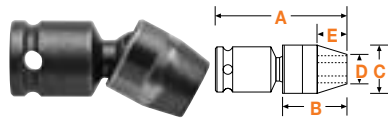
### 6 Point



APS312M • 12 piece, standard length:  
7mm, 8mm, 9mm, 10mm, 11mm, 12mm, 13mm, 14mm,  
15mm, 16mm, 17mm, 18mm

APS312LM 12 piece, long length:  
7mm, 8mm, 9mm, 10mm, 11mm, 12mm, 13mm, 14mm,  
15mm, 16mm, 17mm, 18mm

## 3/8" Sq. Dr. IronBand™ Universal Wrenches, Metric



### 6 Point

Part Number 6 Point	Hex Opening mm	Overall Length (A) mm	Socket Length (B) mm	Socket Diameter (C) mm	Nose End Diameter (D) mm	Clearance Depth (E) mm
SA-C-36-10M	10	48	20.6	19.1	15.1	9.5
SA-C-37-12M	12	51	23.8	22.2	17.5	10.3
SA-C-37-13M	13	52	25.4	22.2	17.5	11.9
SA-C-37-14M	14	54	27.0	22.2	19.1	13.5
SA-C-38-15M	15	56	28.6	25.4	19.8	14.3
SA-C-38-17M	17	59	31.8	25.4	25.4	17.5
SA-C-38-18M	18	59	31.8	25.4	25.4	17.5

*Universal wrenches must not be used with impact drivers. Maximum operating angle is 30°.*

## 3/8" Sq. Dr. Universal Wrench Set, Metric



### 6 Point

APU37M 7 piece, standard length:  
10mm, 12mm, 13mm, 14mm, 15mm, 17mm, 18mm

## 3/8" Sq. Dr. Universal Wrenches, Metric – Extension

### 6 Point Standard and Tension Type



Part Number Standard	Part Number Tension	Hex Opening mm	Shank Length (A) mm	Socket Length (B) mm	Socket Diameter (C) mm	Nose End Diameter (D) mm	Clearance Depth (E) mm
KA-6-10m-4	-	10	102	20.6	19.1	15.1	9.5
KA-6-10m-6	KD-6-10m-6	10	152	20.6	19.1	15.1	9.5
KA-6-10m-9	KD-6-10m-9	10	229	20.6	19.1	15.1	9.5
-	KD-6-10m-12	10	305	20.6	19.1	15.1	9.5
-	KD-7-11m-6	11	152	23.8	22.2	15.9	10.3
KA-7-11m-12	KD-7-11m-12	11	305	23.8	22.2	15.9	10.3
KA-7-12m-4	-	12	102	23.8	22.2	17.5	10.3
KA-7-12m-6	KD-7-12m-6	12	152	23.8	22.2	17.5	10.3
KA-7-12m-9	KD-7-12m-9	12	229	23.8	22.2	17.5	10.3
KA-7-12m-12	KD-7-12m-12	12	305	23.8	22.2	17.5	10.3
KA-7-13m-3	-	13	76	25.4	22.2	17.5	11.9
KA-7-13m-4	-	13	102	25.4	22.2	17.5	11.9
KA-7-13m-6	KD-7-13m-6	13	152	25.4	22.2	17.5	11.9
KA-7-13m-9	KD-7-13m-9	13	229	25.4	22.2	17.5	11.9
KA-7-13m-12	KD-7-13m-12	13	305	25.4	22.2	17.5	11.9
KA-7-14m-6	KD-7-14m-6	14	152	27.0	22.2	19.1	13.5
-	KD-7-14m-9	14	229	27.0	22.2	19.1	13.5
KA-8-15m-3	-	15	76	28.6	25.4	19.8	14.3
-	KD-8-15m-6	15	152	28.6	25.4	19.8	14.3
KA-8-15m-9	KD-8-15m-9	15	229	28.6	25.4	19.8	14.3
KA-8-15m-12	KD-8-15m-12	15	305	28.6	25.4	19.8	14.3

*Universal wrenches must not be used with impact drivers. Maximum operating angle is 30°.*

## 3/8" Sq. Dr. IronBand™ Univ. Wrenches, Metric

### 6 Point Standard and Tension Type



Part Number Standard	Part Number Tension	Hex Open. mm	OA L. (A) mm	Soc. L. (B) mm	Soc. Dia. (C) mm	Nose Dia. (D) mm	Clear. Depth (E) mm
KAW-C-6-10M-6	KDW-C-6-10M-6	10	152	20.6	19.1	15.1	9.5
KAW-C-6-10M-9	KDW-C-6-10M-9	10	229	20.6	19.1	15.1	9.5
KAW-C-7-12M-6	KDW-C-7-12M-6	12	152	23.8	22.2	17.5	10.3
KAW-C-7-12M-12	KDW-C-7-12M-12	12	305	23.8	22.2	17.5	10.3
KAW-C-7-13M-6	KDW-C-7-13M-6	13	152	25.4	22.2	17.5	11.9
KAW-C-7-13M-12	KDW-C-7-13M-12	13	305	25.4	22.2	17.5	11.9
KAW-C-7-14M-6	KDW-C-7-14M-6	14	152	27.0	22.2	19.1	13.5
KAW-C-8-15M-9	KDW-C-8-15M-9	15	229	28.6	25.4	19.8	14.3

*Universal wrenches must not be used with impact drivers. Maximum operating angle is 30°.*

## 3/8" Sq. Dr. Socket Head Bits, Metric

Complete, Adapter Only, Insert Only




Complete	Part Number		Hex Size	Overall Length		Length of Insert (A)	
	Adapter Only	Insert Only		In.	mm	In.	mm
SZ-3-7-4mm	SC-314	SZ-7-4mm	4mm	2 1/4	57	1 3/8	35
SZ-3-7-5mm	SC-314	SZ-7-5mm	5mm	2 1/4	57	1 3/8	35
SZ-3-7-6mm	SC-314	SZ-7-6mm	6mm	2 1/4	57	1 3/8	35
SZ-3-7-8mm	SC-314	SZ-7-8mm	8mm	2 1/4	57	1 3/8	35
SZ-3-7-10mm	SC-314	SZ-7-10mm	10mm	2 1/4	57	1 3/8	35

See page 19 for more 3/8" drive complete socket head bits.

## 3/8" Sq. Dr. Sockets For Spline Fasteners

Standard and Long Length



Part Number	Spline Size	Nominal Size	Overall Length (A)		Diameter Nose End (B)		Diameter Drive End (C)	
			In.	mm	In.	mm	In.	mm
CMS-3412	12	3/8	1	25	17/32	14	21/32	17
CMS-3512	12	3/8	2 1/8	54	17/32	14	21/32	17
CMS-3414	14	7/16	1 1/16	27	5/8	16	11/16	18
CMS-3416	16	1/2	1 1/16	27	23/32	18	23/32	18
CMS-3418	18	9/16	1 1/16	27	13/16	21	13/16	21
CMS-3518	18	9/16	2 3/8	60	13/16	21	13/16	21
CMS-3420	20	5/8	1 3/16	30	7/8	22	7/8	22

Apex spline sockets conform to military specifications MS-37787 and MIL-W-8982C.

## 3/8" Sq. Dr. Torx® Sockets

For External Torx Screws



Part Number	Driver Size	Overall Length (A)		Nose End Diameter (B)		Drive End Diameter (C)	
		In.	mm	In.	mm	In.	mm
TX-3106	E-6	1 1/4	32	3/8	10	3/4	19
TX-3107	E-7	1 1/4	32	3/8	10	3/4	19
TX-3108	E-8	1 1/4	32	7/16	11	3/4	19
TX-3110	E-10	1 1/4	32	1/2	13	3/4	19
TX-3112	E-12	1 1/4	32	5/8	16	3/4	19
TX-3114	E-14	1 1/4	32	11/16	18	3/4	19
TX-3116	E-16	1 1/4	32	13/16	21	13/16	21

For External Torx Screws, Thin Wall



Part Number	Driver Size	Overall Length (A)		Nose End Diameter (B)		Drive End Diameter (C)	
		In.	mm	In.	mm	In.	mm
TX-3406	E-6	1 1/4	32	5/16	8	5/8	16
TX-3407	E-7	1 1/4	32	11/32	9	5/8	16
TX-3408	E-8	1 1/4	32	3/8	10	5/8	16
TX-3508	E-8	2	51	3/8	10	5/8	16
TX-3410	E-10	1 1/4	32	1/2	13	5/8	16
TX-3412	E-12	1 1/4	32	9/16	14	5/8	16
TX-3414	E-14	1 1/4	32	5/8	16	3/4	19

Some Torx® sockets have a DIN (pin and o-ring) groove.

For Torx Nuts



Part Number	Driver Size	Overall Length (A)		Nose End Diameter (B)		Drive End Diameter (C)	
		In.	mm	In.	mm	In.	mm
TX-3E08	E-8	1 1/4	32	5/8	16	5/8	16
TX-3E10	E-10	1 1/4	32	5/8	16	5/8	16

Sockets for Torx® nuts have a larger lead-in chamfer than sockets for external Torx® screws. Most Torx® sockets have a DIN (pin and o-ring) groove.

## 3/8" Sq. Dr. Extensions

1 1/4" to 18" (32mm to 457mm)  
Length



Part Number	Male Square In.	Type of Lock	Overall Length In.	Overall Length mm
EX-374•	3/8	Pin	1 3/8	34
EX-374-B•	3/8	Ball	1 3/8	34
EX-376-2•	3/8	Pin	2	51
EX-376-B-2•	3/8	Ball	2	51
EX-376-3•	3/8	Pin	3	76
EX-376-B-3•	3/8	Ball	3	76
EX-376-4•	3/8	Pin	4	102
EX-376-B-4•	3/8	Ball	4	102
EX-376-5•	3/8	Pin	5	127
EX-376-B-5•	3/8	Ball	5	127
EX-376-6•	3/8	Pin	6	152
EX-376-B-6•	3/8	Ball	6	152
EX-376-8•	3/8	Pin	8	203
EX-376-B-8•	3/8	Ball	8	203
EX-376-9•	3/8	Pin	9	229
EX-376-B-9•	3/8	Ball	9	229
EX-376-10•	3/8	Pin	10	254
EX-376-B-10•	3/8	Ball	10	254
EX-376-12•	3/8	Pin	12	305
EX-376-B-12•	3/8	Ball	12	305
EX-376-15•	3/8	Pin	15	381
EX-376-B-15	3/8	Ball	15	381
EX-376-18•	3/8	Pin	18	457

## 3/8" Sq. Dr. Adapters

1/4" to 3/4"  
Male Square



Part Number	Male Square In.	Female Square In.	Type of Lock	Overall Length In.	Overall Length mm
EX-254•	1/4	3/8	Pin	1 1/4	32
EX-254-B•	1/4	3/8	Ball	1 1/4	32
EX-257-2•	1/4	3/8	Pin	2	51
EX-257-B-2	1/4	3/8	Ball	2	51
EX-257-3•	1/4	3/8	Pin	3	76
EX-257-B-3	1/4	3/8	Ball	3	76
EX-257-4•	1/4	3/8	Pin	4	102
EX-257-B-4	1/4	3/8	Ball	4	102
EX-257-5•	1/4	3/8	Pin	5	127
EX-257-B-5	1/4	3/8	Ball	5	127
EX-257-6•	1/4	3/8	Pin	6	152
EX-257-B-6	1/4	3/8	Ball	6	152
EX-503•	1/2	3/8	Pin	1 1/2	38
EX-503-B•	1/2	3/8	Ball	1 1/2	38
EX-507-2•	1/2	3/8	Pin	2	51
EX-507-3•	1/2	3/8	Pin	3	76
EX-507-B-3	1/2	3/8	Ball	3	76
EX-507-4	1/2	3/8	Pin	4	102
EX-507-B-4	1/2	3/8	Ball	4	102
EX-507-6	1/2	3/8	Pin	6	152
EX-507-B-6	1/2	3/8	Ball	6	152
EX-622	5/8	3/8	Pin	1 1/2	38
EX-750	3/4	3/8	7/32 Drill Hole	1 1/2	38
EX-750-B	3/4	3/8	Ball	1 1/2	38

## 3/8" Sq. Dr. Universal Adapters

Male Square to Female Square



Part Number	Male Sq. In.	Female Sq. In.	Type of Lock	Overall Length In.	Overall Length mm	Largest Diameter In.	Largest Diameter mm
MF-27	1/4	3/8	Pin	1 5/16	49	3/4	19
MF-27-B•	1/4	3/8	Ball	1 5/16	49	3/4	19
MF-37•	3/8	3/8	Pin	2 1/8	54	3/4	19
MF-37-B•	3/8	3/8	Ball	2 1/8	54	3/4	19
MF-38-B•	3/8	3/8	Ball	2 1/2	64	7/8	22

Universal wrenches must not be used with impact drivers.  
Maximum operating angle is 30°.

## 3/8" Sq. Dr. Universal Adapters - Extension



(Standard Type Shown)

Male Square to Female Square

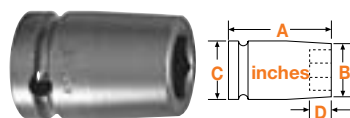
Part No. Standard	Part No. Tension	Male Square In.	Female Square In.	Type of Lock	Largest Diameter In.	Largest Diameter mm
KAM-37-3•	KDM-37-3•	3/8	3/8	Pin	3/4	19
-	KDM-37-6•	3/8	3/8	Pin	3/4	19
-	KDM-37-B-3	3/8	3/8	Ball	3/4	19
KAM-38-6•	KDM-38-6•	3/8	3/8	Pin	7/8	22

Standard lengths are 3", 6", 9" and 12" (76, 152, 229 and 305mm)



## 1/2" Square Drive Sockets, SAE

### 6 Point and Double Hex, Standard Length



Part Number 6 Point	Part Number Double Hex	Hex Opening In.	Overall Length (A)	Diameter Nose End (B)	Diameter Drive End (C)	Opening Depth (D)
5108	-	1/4	1 1/2	7/16	15/16	5/32
5110	5110-D	5/16	1 1/2	1/2	15/16	3/16
5112	5112-D	3/8	1 1/2	5/8	15/16	1/4
5114	5114-D	7/16	1 1/2	11/16	15/16	9/32
5116	5116-D	1/2	1 1/2	13/16	15/16	11/32
SH-335	-	1/2	1 1/2	45/64	15/16	11/32
5118	5118-D	9/16	1 1/2	7/8	15/16	7/16
SH-336	SH-336-D	9/16	1 1/2	27/32	15/16	7/16
5119	-	19/32	1 1/2	15/16	15/16	7/16
5120	5120-D	5/8	1 1/2	1	1	7/16
SH-338	SH-338-D	5/8	1 1/2	15/16	1	7/16
5122	5122-D	11/16	1 1/2	1 1/8	1 1/8	7/16
SH-339	-	11/16	1 1/2	1 1/64	1 1/16	7/16
SW-282	SW-282-D	3/4	1 1/2	1 1/4	1 1/4	15/32
5124	5124-D	3/4	1 1/2	1 1/8	1 1/8	15/32
5126	5126-D	13/16	1 1/2	1 1/4	1 1/4	17/32
5128	5128-D	7/8	1 1/2	1 5/16	1 5/16	9/16
5130	5130-D	15/16	1 1/2	1 3/8	1 3/8	5/8
5131	-	31/32	1 1/2	1 1/2	1 1/2	5/8
5132	5132-D	1	1 1/2	1 1/2	1 1/2	5/8
5134	5134-D	1 1/16	1 5/8	1 1/2	1 1/2	11/16
5136	5136-D	1 1/8	1 5/8	1 5/8	1 5/8	3/4
5138	5138-D	1 3/16	1 5/8	1 3/4	1 3/4	3/4
5140	5140-D	1 1/4	1 3/4	1 3/4	1 3/4	13/16
5142	-	1 5/16	1 3/4	1 7/8	1 7/8	13/16
5144	5144-D	1 3/8	1 7/8	2	2	13/16
5146	-	1 7/16	2	2	2	15/16
5148	5148-D	1 1/2	2	2 1/8	2 1/8	1
5152	5152-D	1 5/8	2	2 3/8	2 3/8	1 1/8
5154	-	1 11/16	2	2 3/8	2 3/8	1 1/8
5156	-	1 3/4	2	2 1/2	2 1/2	1 1/8

### 6 Point and Double Hex, Thin Wall, Standard Length



Part Number 6 Point	Part Number Double Hex	Hex Opening In.	Overall Length (A)	Diameter Nose End (B)	Diameter Drive End (C)	Opening Depth (D)
5412	5412-D	3/8	1 1/2	19/32	15/16	1/4
5414	5414-D	7/16	1 1/2	21/32	15/16	9/32
5416	5416-D	1/2	1 1/2	23/32	15/16	11/32
5418	5418-D	9/16	1 1/2	13/16	15/16	7/16
5420	5420-D	5/8	1 1/2	7/8	15/16	7/16
5421	5421-D	21/32	1 1/2	29/32	15/16	7/16
*5422	*5422-D	11/16	1 1/2	15/16	15/16	7/16
OS-5424**	-	3/4	1 1/2	1 1/32	1 1/32	15/32
5424	5424-D	3/4	1 1/2	1 1/32	1 1/8	15/32
5426	5426-D	13/16	1 1/2	1 1/8	1 1/8	17/32
HE-1028	HE-1028-D	7/8	1 1/2	1 1/4	1 1/4	9/16
*5428	-	7/8	1 1/2	1 3/16	1 1/4	9/16
HE-530	-	15/16	1 1/2	1 5/16	1 5/16	5/8

\* Extra thin wall  
\*\* No ring groove

Continued on next column.

### 6 Point and Double Hex, Thin Wall, Standard Length



Continued from previous column.

Part Number 6 Point	Part Number Double Hex	Hex Opening In.	Overall Length (A)	Diameter Nose End (B)	Diameter Drive End (C)	Opening Depth (D)
*5430	*5430-D	15/16	1 1/2	1 1/4	1 1/4	5/8
5432	5432-D	1	1 1/2	1 3/8	1 3/8	5/8
5434	5434-D	1 1/16	1 5/8	1 7/16	1 7/16	11/16
5436	5436-D	1 1/8	1 5/8	1 1/2	1 1/2	3/4
5438	-	1 3/16	1 5/8	1 5/8	1 5/8	3/4
5440	5440-D	1 1/4	1 3/4	1 11/16	1 3/4	13/16
5442	-	1 5/16	1 3/4	1 25/32	1 7/8	13/16

\* Extra thin wall  
\*\* No ring groove

### 6 Point and Double Hex, Long & Extra Long Length



Part Number 6 Point	Part Number Double Hex	Hex Opening In.	Overall Length (A)	Diameter Nose End (B)	Diameter Drive End (C)	Opening Depth (D)
5210	-	5/16	2 1/4	1/2	15/16	3/16
5310	-	5/16	3 1/4	1/2	15/16	3/16
5212	-	3/8	2 1/4	5/8	15/16	1/4
5312	-	3/8	3 1/4	5/8	15/16	1/4
5214	-	7/16	2 1/4	11/16	15/16	9/32
5314	-	7/16	3 1/4	11/16	15/16	9/32
5216	5216-D	1/2	2 1/4	13/16	15/16	11/32
5316	5316-D	1/2	3 1/4	13/16	15/16	11/32
5218	5218-D	9/16	2 1/4	7/8	15/16	7/16
5318	5318-D	9/16	3 1/4	7/8	15/16	7/16
5220	-	5/8	2 1/4	1	1	7/16
5320	-	5/8	3 1/4	1	1	7/16
5222	-	11/16	2 1/4	1 1/8	1 1/8	7/16
5322	5322-D	11/16	3 1/4	1 1/8	1 1/8	7/16
5224	5224-D	3/4	2 1/4	1 1/8	1 1/8	15/32
5324	5324-D	3/4	3 1/4	1 1/8	1 1/8	15/32
SW-493	-	3/4	2 1/4	1 1/4	1 1/4	15/32
5226	5226-D	13/16	2 1/4	1 1/4	1 1/4	17/32
5326	-	13/16	3 1/2	1 1/4	1 1/4	17/32
5228	5228-D	7/8	2 1/4	1 5/16	1 5/16	9/16
5328	-	7/8	3 1/2	1 5/16	1 5/16	9/16
5230	5230-D	15/16	2 1/4	1 3/8	1 3/8	5/8
5330	5330-D	15/16	3 1/2	1 3/8	1 3/8	5/8
5232	-	1	2 1/4	1 1/2	1 1/2	5/8
5332	-	1	3 1/2	1 1/2	1 1/2	5/8
5234	-	1 1/16	2 3/8	1 1/2	1 1/2	11/16
5334	-	1 1/16	3 1/2	1 1/2	1 1/2	11/16
5236	5236-D	1 1/8	2 3/8	1 5/8	1 5/8	3/4
5336	5336-D	1 1/8	3 1/2	1 5/8	1 5/8	3/4
5238	-	1 3/16	2 3/8	1 3/4	1 3/4	3/4
5338	-	1 3/16	3 1/2	1 3/4	1 3/4	3/4
5240	5240-D	1 1/4	2 1/2	1 3/4	1 3/4	13/16
5340	5340-D	1 1/4	3 1/2	1 3/4	1 3/4	13/16
5242	-	1 5/16	2 1/2	1 7/8	1 7/8	13/16
5342	-	1 5/16	3 1/2	1 7/8	1 7/8	13/16
5244	-	1 3/8	2 1/2	2	2	13/16
5344	-	1 3/8	3 5/8	2	2	13/16
5248	-	1 1/2	2 1/2	2 1/8	2 1/8	1
5348	-	1 1/2	3 3/4	2 1/8	2 1/8	1

# 1/2" Square Drive Sockets, SAE

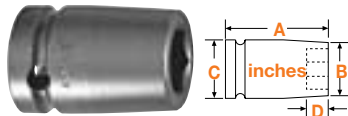
6 Point and Double Hex,  
Thin Wall, Extra  
Long Length



Part Number 6 Point	Part Number Double Hex	Hex Opening In.	Overall Length (A)	Diameter Nose End (B)	Diameter Drive End (C)	Opening Depth (D)
5510	-	5/16	3 1/4	1/2	15/16	3/16
5512	5512-D	3/8	3 1/4	19/32	15/16	1/4
5514	5514-D	7/16	3 1/4	21/32	15/16	9/32
5516	5516-D	1/2	3 1/4	23/32	15/16	11/32
OS-5516*	-	1/2	3 1/4	47/64	7/8	11/32
5518	5518-D	9/16	3 1/4	13/16	15/16	7/16
OS-5518*	-	9/16	3 1/4	13/16	27/32	7/16
5520	5520-D	5/8	3 1/4	7/8	15/16	7/16
5522	5522-D	11/16	3 1/4	15/16	15/16	7/16
5524	5524-D	3/4	3 1/4	1 1/32	1 1/8	15/32
5526	5526-D	13/16	3 1/2	1 1/8	1 1/8	17/32
5528	5528-D	7/8	3 1/2	1 3/16	1 1/4	9/16
5530	5530-D	15/16	3 1/2	1 1/4	1 1/4	5/8
5532	5532-D	1	3 1/2	1 3/8	1 3/8	5/8
5534	5534-D	1 1/16	3 1/2	1 7/16	1 7/16	11/16


\* No ring groove.

## Magnetic, Standard Length



Part Number Fixed Magnet	Hex Opening In.	Overall Length (A)	Diameter Nose End (B)	Diameter Drive End (C)	Opening Depth (D)
M-5110	5/16	1 1/2	1/2	15/16	3/16
M-5112	3/8	1 1/2	5/8	15/16	1/4
M-5114	7/16	1 1/2	11/16	15/16	9/32
M-5116	1/2	1 1/2	13/16	15/16	11/32
MSH-335	1/2	1 1/2	45/64	15/16	11/32
M-5118	9/16	1 1/2	7/8	15/16	7/16
MSH-336	9/16	1 1/2	27/32	15/16	7/16
M-5120	5/8	1 1/2	1	1	7/16
M-5122	11/16	1 1/2	1 1/8	1 1/8	7/16
M-5124	3/4	1 1/2	1 1/8	1 1/8	15/32

## Magnetic, Thin Wall, Standard Length



Part Number Fixed Magnet	Hex Opening In.	Overall Length (A)	Diameter Nose End (B)	Diameter Drive End (C)	Opening Depth (D)
M-5416	1/2	1 1/2	23/32	15/16	11/32
M-5418	9/16	1 1/2	13/16	15/16	7/16
M-5420	5/8	1 1/2	7/8	15/16	7/16

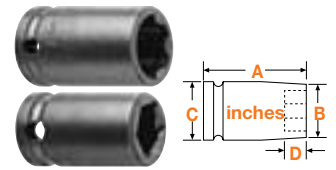
## Magnetic, Long Length & Extra Long Length



Part No. Fixed Magnet	Part No. Bolt Clearance	Hex Opening In.	Overall Length (A)	Diameter Nose End (B)	Diameter Drive End (C)	Opening Depth (D)
-	MB-5212	3/8	2 1/4	5/8	15/16	1/4
M-5512*	-	3/8	3 1/4	19/32	15/16	1/4
-	MB-5214	7/16	2 1/4	11/16	15/16	9/32
M-5216	MB-5216	1/2	2 1/4	13/16	15/16	11/32
M-5316	-	1/2	3 1/4	13/16	15/16	11/32
M-5218	-	9/16	2 1/4	7/8	15/16	7/16
-	MB-HE9518	9/16	2 1/4	7/8	15/16	7/16
M-5518*	-	9/16	3 1/4	13/16	15/16	7/16
-	MB-5220	5/8	2 1/4	1	1	7/16


\*Thin Wall

## Surface Drive & Fast Lead, Standard Length



Part No. Fixed Magnet	Part No. Fast Lead	Hex Opening In.	Overall Length (A)	Diameter Nose End (B)	Diameter Drive End (C)	Opening Depth (D)
SF-5112	-	3/8	1 1/2	5/8	15/16	1/4
-	FL-5114	7/16	1 1/2	11/16	15/16	9/32
SF-5116	FL-5116	1/2	1 1/2	13/16	15/16	11/32
SF-SH-335	FL-SH-335	1/2	1 1/2	45/64	15/16	11/32
SF-5118	FL-5118	9/16	1 1/2	7/8	15/16	7/16
SF-SH-336	-	9/16	1 1/2	27/32	15/16	7/16
SF-5120	FL-5120	5/8	1 1/2	1	1	7/16
SF-5122	FL-5122	11/16	1 1/2	1 1/8	1 1/8	7/16
SF-5124	FL-5124	3/4	1 1/2	1 1/8	1 1/8	15/32
SF-SW-282	-	3/4	1 1/2	1 1/4	1 1/4	15/32
SF-5126	FL-5126	13/16	1 1/2	1 1/4	1 1/4	17/32
SF-5128	FL-5128	7/8	1 1/2	1 5/16	1 5/16	9/16
SF-5130	FL-5130	15/16	1 1/2	1 3/8	1 3/8	5/8
SF-5132	FL-5132	1	1 1/2	1 1/2	1 1/2	5/8
SF-5134	FL-5134	1 1/16	1 5/8	1 1/2	1 1/2	11/16


## Surface Drive & Fast Lead, Thin Wall, Standard Length



Part No. Fixed Magnet	Part No. Fast Lead	Hex Opening In.	Overall Length (A)	Diameter Nose End (B)	Diameter Drive End (C)	Opening Depth (D)
SF-5412	-	3/8	1 1/2	19/32	15/16	1/4
SF-5414	-	7/16	1 1/2	21/32	15/16	9/32
SF-5416	FL-5416	1/2	1 1/2	23/32	15/16	11/32
SF-5418	FL-5418	9/16	1 1/2	13/16	15/16	7/16
SF-5420	-	5/8	1 1/2	7/8	15/16	7/16
SF-5422	-	11/16	1 1/2	15/16	15/16	7/16
SF-5424	-	3/4	1 1/2	1 1/32	1 1/8	15/32
SF-5426	-	13/16	1 1/2	1 1/8	1 1/8	17/32

## 1/2" Sq. Dr. Sockets, SAE

Surface Drive & Fast Lead, Long and Extra Long Length



Part No. Surface Drive	Part No. Fast Lead	Hex Opening In.	Overall Length (A)	Diameter Nose End (B)	Diameter Drive End (C)	Opening Depth (D)
SF-5212	-	3/8	2 1/4	9/16	15/16	9/32
SF-5216	FL-5216	1/2	2 1/4	13/16	15/16	11/32
-	FL-5316	1/2	3 1/4	13/16	15/16	11/32
SF-HE-9518	FL- HE-9518	9/16	2 1/4	7/8	7/8	7/16
SF-5218	FL-5218	9/16	2 1/4	7/8	15/16	7/16
SF-5318	FL-5318	9/16	3 1/4	7/8	15/16	7/16
SF-5320	FL-5320	5/8	3 1/4	1	1	7/16
SF-5222	FL-5222	11/16	2 1/4	1 1/8	1 1/8	7/16
SF-5224	FL-5224	3/4	2 1/4	1 1/8	1 1/8	15/32
-	FL-SW-493	3/4	2 1/4	1 1/4	1 1/4	15/32
SF-5324	FL-5324	3/4	3 1/4	1 1/8	1 1/8	15/32
SF-5226	FL-5226	13/16	2 1/4	1 1/4	1 1/4	17/32
-	FL-5326	13/16	3 1/2	1 1/4	1 1/4	17/32
SF-5228	FL-5228	7/8	2 1/4	1 5/16	1 5/16	9/16
SF-5328	-	7/8	3 1/2	1 5/16	1 5/16	9/16
SF-5230	-	15/16	2 1/4	1 3/8	1 3/8	5/8
SF-5330	-	15/16	3 1/2	1 3/8	1 3/8	5/8
SF-5232	-	1	2 1/4	1 1/2	1 1/2	5/8

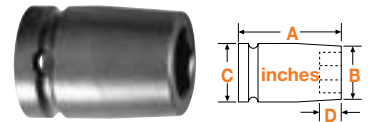
Surface Drive, Thin Wall, Extra Long Length



Part No. Surface Drive	Hex Opening In.	Overall Length (A)	Diameter Nose End (B)	Diameter Drive End (C)	Opening Depth (D)
SF-5514	7/16	3 1/4	21/32	15/16	9/32
SF-5516	1/2	3 1/4	23/32	15/16	11/32
SF-5518	9/16	3 1/4	13/16	15/16	7/16
SF-5520	5/8	3 1/4	7/8	15/16	7/16
SF-5524	3/4	3 1/4	1 1/32	1 1/8	15/32
SF-5526	13/16	3 1/4	1 1/8	1 1/8	17/32
SF-5528	7/8	3 1/2	1 3/16	1 1/4	9/16
SF-5532	1	3 1/2	1 3/8	1 3/8	5/8

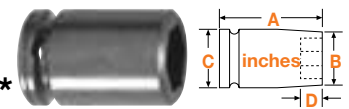
## 1/2" Sq. Dr. Sockets For SAE Sheet Metal Screws

6 Point & 6 Point Magnetic, for Predrilled Holes\*



Part Number 6 Point	Part Number Magnetic	Hex Opening In.	Overall Length (A)	Diameter Nose End (B)	Diameter Drive End (C)	Opening Depth (D)
5E10	M5E10	5/16	1 1/2	1/2	15/16	3/16
5E12	M5E12	3/8	1 1/2	5/8	15/16	1/4
-	M5E14	7/16	1 1/2	11/16	15/16	9/32
5E16	M5E16	1/2	1 1/2	13/16	15/16	11/32
-	M5E18	9/16	1 1/2	15/16	15/16	7/16

6 Point & 6 Point Magnetic, for Self-Tapping Screws\*




Part Number 6 Point	Part Number Magnetic	Hex Opening In.	Overall Length (A)	Diameter Nose End (B)	Diameter Drive End (C)	Opening Depth (D)
-	M5P10	5/16	1 1/2	1/2	15/16	3/16
5P12	M5P12	3/8	1 1/2	5/8	15/16	1/4
5P14	M5P14	7/16	1 1/2	11/16	15/16	9/32
-	M5P16	1/2	1 1/2	13/16	15/16	11/32
-	M5P18	9/16	1 1/2	15/16	15/16	7/16

\*Sockets for predrilled holes are intermediate hardness; sockets for self-tapping screws are maximum hardness.

If the tool you need does not appear in this catalog, give us a call. The odds are, we may have what you need as a non-catalog item. If not, our experienced staff of tooling experts can design and manufacture "specials" to meet the needs of your specific application. Give us a call at 1-800-845-5629 or visit our website [www.apex-tools.com](http://www.apex-tools.com).


## 1/2" Sq. Dr. Sockets For SAE Square Nuts

### Single Square & Double Square, Standard Length



Part No. Single Square	Part No. Double Square	Square Opening In.	Overall Length (A)	Diameter Nose End (B)	Diameter Drive End (C)	Opening Depth (D)
5609	-	9/32	1 1/2	1/2	15/16	3/16
5610	5610-D	5/16	1 1/2	5/8	15/16	1/4
5612	5612-D	3/8	1 1/2	3/4	15/16	1/4
5614	5614-D	7/16	1 1/2	7/8	15/16	9/32
5616	5616-D	1/2	1 1/2	1	1	11/32
5618	5618-D	9/16	1 1/2	1 1/8	1 1/8	7/16
5620	5620-D	5/8	1 1/2	1 1/4	1 1/4	7/16
5622	-	11/16	1 1/2	1 1/4	1 1/4	7/16
5624	5624-D	3/4	1 1/2	1 3/8	1 3/8	15/32
5626	-	13/16	1 1/2	1 1/2	1 1/2	17/32
5628	-	7/8	1 1/2	1 5/8	1 5/8	5/8
5632	-	1	1 5/8	1 3/4	1 3/4	5/8
5634	-	1 1/16	1 3/4	1 7/8	1 7/8	11/16
5636	5636-D	1 1/8	1 3/4	2	2	3/4

### Single Square & Double Square, Thin Wall, Standard Length



Part Number Square	Part Number Double Square	Square Opening In.	Overall Length (A)	Diameter Nose End (B)	Diameter Drive End (C)	Opening Depth (D)
5912	5912-D	3/8	1 1/2	11/16	15/16	1/4
5914	5914-D	7/16	1 1/2	25/32	15/16	9/32
5918	5918-D	9/16	1 1/2	1	1	7/16
5920	-	5/8	1 1/2	1 3/32	1 1/8	7/16

### Single Square & Double Square, Long & Extra Long Length



Part Number Square	Part Number Double Square	Square Opening In.	Overall Length (A)	Diameter Nose End (B)	Diameter Drive End (C)	Opening Depth (D)
5812	-	3/8	3 1/4	3/4	15/16	1/4
5716	-	1/2	2 1/4	1	1	11/32
-	5816-D	1/2	3 1/4	1	1	7/16
5720	-	5/8	2 1/4	1 1/4	1 1/4	7/16
5820	5820-D	5/8	3 1/2	1 1/4	1 1/4	7/16
5822	5822-D	11/16	3 1/2	1 1/4	1 1/4	7/16
5724	5724-D	3/4	2 1/4	1 3/8	1 3/8	15/32
-	5826-D	13/16	3 1/2	1 1/2	1 1/2	17/32
5728	-	7/8	2 1/4	1 5/8	1 5/8	5/8
-	5832-D	1	3 1/2	1 3/4	1 3/4	5/8
-	5834-D	1 1/16	3 1/2	1 7/8	1 7/8	11/16
-	5836-D	1 1/8	3 1/2	2	2	3/4

## 1/2" Sq. Dr. Socket Sets, SAE

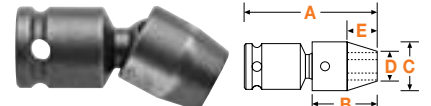


### 6 Point

APS58XL 8 piece, extra long length:  
1/2, 9/16, 5/8, 11/16, 3/4, 13/16, 7/8, 15/16

## 1/2" Sq. Dr. Universal Wrenches, SAE

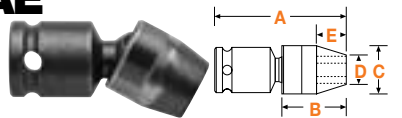
### 6 Point & Double Hex



Part Number 6 Point	Part Number 12 Point	Hex Opening In.	Overall Length (A) In.	Socket Length (B) In.	Socket Diameter (C) In.	Nose End Diameter (D) In.	Clearance Depth (E) In.
SA-120	SA-120-D	5/16	1 53/64	3/4	3/4	7/16	5/16
SA-216	SA-216-D	3/8	2 11/64	7/8	7/8	9/16	11/32
SA-217	SA-217-D	7/16	2 15/64	15/16	7/8	5/8	13/32
SA-316	-	7/16	2 17/64	15/16	1	5/8	3/8
SA-218	SA-218-D	1/2	2 19/64	1	7/8	11/16	15/32
SA-317	-	1/2	2 31/64	1	1	11/16	7/16
SA-219	SA-219-D	9/16	2 23/64	1 1/16	7/8	3/4	17/32
SA-318	SA-318-D	9/16	2 29/64	1 1/8	1	3/4	9/16
SA-221	SA-221-D	5/8	2 27/64	1 1/8	7/8	7/8	19/32
SA-320	-	5/8	2 33/64	1 3/16	1	27/32	5/8
SA-402	SA-402-D	5/8	2 49/64	1 1/4	1 1/4	7/8	33/64
SA-321	SA-321-D	11/16	2 37/64	1 1/4	1	1	11/16
SA-322	SA-322-D	3/4	2 37/64	1 1/4	1 1/8	1 1/8	11/16
SA-404	SA-404-D	3/4	2 57/64	1 3/8	1 1/4	1 1/32	5/8
SA-501	-	3/4	3 1/32	1 5/8	1 1/2	1 1/8	25/32
SA-406	-	13/16	2 57/64	1 3/8	1 1/4	1 1/8	41/64
SA-407	-	7/8	2 57/64	1 3/8	1 3/16	1 5/16	41/64
SA-409	SA-409-D	15/16	2 57/64	1 3/8	1 5/16	1 5/16	41/64
SA-505	-	15/16	3 5/32	1 3/4	1 1/2	1 3/8	29/32
SA-410	-	1	2 61/64	1 7/16	1 1/2	1 1/2	45/64
SA-411	-	1 1/16	3 1/64	1 1/2	1 1/2	1 1/2	49/64
SA-508	-	1 1/8	3 9/32	1 7/8	1 5/8	1 5/8	1 1/32
SA-510	-	1 1/4	3 13/32	2	1 3/4	1 3/4	1 5/32

Universal wrenches must not be used with impact drivers. Maximum operating angle is 30°.

## 1/2" Sq. Dr. IronBand™ Univ. Wrenches, SAE



### 6 Point

Part Number	Hex Opening In.	Overall Length (A) In.	Socket Length (B) In.	Socket Diameter (C) In.	Nose End Diameter (D) In.	Clearance Depth (E) In.
SA-C-216	3/8	2.17	.88	.88	.56	.34
SA-C-217	7/16	2.23	.94	.88	.63	.41
SA-C-218	1/2	2.30	1.00	.88	.69	.47
SA-C-219	9/16	2.36	1.06	.88	.75	.53
SA-C-221	5/8	2.42	1.13	.88	.88	.59
SA-C-321	11/16	2.58	1.25	1.00	1.00	.69
SA-C-322	3/4	2.58	1.25	1.13	1.13	.69
SA-C-407	7/8	2.89	1.38	1.19	1.31	.64
SA-C-409	15/16	2.89	1.38	1.31	1.31	.64
SA-C-410	1	2.95	1.44	1.50	1.50	.70
SA-C-411	1 1/16	3.02	1.50	1.50	1.50	.77
SA-C-508	1 1/8	3.28	1.88	1.63	1.63	1.03
SA-C-510	1 1/4	3.41	2.00	1.75	1.75	1.16

Universal wrenches must not be used with impact drivers. Maximum operating angle is 30°.

# 1/2" Sq. Dr. Universal Wrench Set, SAE



## 6 Point

APU56  
6 piece, standard length:  
7/16, 1/2, 9/16, 5/8, 11/16, 3/4

# Universal Wrenches 1/2" Sq. Dr., SAE - Extension

## 6 Point, Standard and Tension Type



Part Number Standard	Part Number Tension	Hex Opening In.	Shank Length (A) In.	Socket Length (B) In.	Socket Diameter (C) In.	Nose End Diameter (D) In.	Opening Depth (E) In.
KH-43-6	KN-43-6	3/8	6	13/16	5/8	17/32	7/16
-	KN-43-9	3/8	9	13/16	5/8	17/32	7/16
KH-44-6	KN-44-6	7/16	6	7/8	5/8	5/8	1/2
KH-45-3	-	1/2	3	7/8	11/16	11/16	1/2
KH-45-4	-	1/2	4	7/8	11/16	11/16	1/2
KH-45-6	KN-45-6	1/2	6	7/8	11/16	11/16	1/2
-	KN-45-9	1/2	9	7/8	11/16	11/16	1/2
KH-104-6	KN-104-6	1/2	6	1	3/4	3/4	9/16
-	KN-104-9	1/2	9	1	3/4	3/4	9/16
KH-202-6	KN-202-6	1/2	6	1	7/8	11/16	15/32
-	KN-202-8	1/2	9	1	7/8	11/16	15/32
KH-105-3	-	9/16	3	1	13/16	13/16	9/16
KH-105-6	KN-105-6	9/16	6	1	13/16	13/16	9/16
-	KN-105-9	9/16	9	1	13/16	13/16	9/16
KH-105-12	KN-105-12	9/16	12	1	13/16	13/16	9/16
KH-203-4	-	9/16	4	1 1/16	7/8	3/4	17/32
KH-203-6	KN-203-6	9/16	6	1 1/16	7/8	3/4	17/32
KH-203-9	KN-203-9	9/16	9	1 1/16	7/8	3/4	17/32
-	KN-203-12	9/16	12	1 1/16	7/8	3/4	17/32
-	KN-318-3	9/16	3	1 1/8	1	3/4	9/16
KH-318-4	KN-318-4	9/16	4	1 1/8	1	3/4	9/16
KH-205-3	-	5/8	3	1 1/8	7/8	7/8	19/32
KH-205-4	-	5/8	4	1 1/8	7/8	7/8	19/32
KH-205-6	KN-205-6	5/8	6	1 1/8	7/8	7/8	19/32
-	KN-205-9	5/8	9	1 1/8	7/8	7/8	19/32
KH-205-12	KN-205-12	5/8	12	1 1/8	7/8	7/8	19/32
KH-320-6	-	5/8	6	1 3/16	1	27/32	5/8
-	KN-320-12	5/8	12	1 3/16	1	27/32	5/8
KH-321-6	-	11/16	6	1 1/4	1	1	11/16
KH-322-6	KN-322-6	3/4	6	1 1/4	1 1/8	1 1/8	11/16
-	KN-322-9	3/4	9	1 1/4	1 1/8	1 1/8	11/16
-	KN-322-12	3/4	12	1 1/4	1 1/8	1 1/8	11/16
-	KN-404-6	3/4	6	1 3/8	1 1/4	1 1/32	41/64
KH-409-3	-	15/16	3	1 3/8	1 5/16	1 5/16	41/64
KH-409-4	-	15/16	4	1 3/8	1 5/16	1 5/16	41/64
KH-409-6	-	15/16	6	1 3/8	1 5/16	1 5/16	41/64
KH-409-12	-	15/16	12	1 3/8	1 5/16	1 5/16	41/64

Universal wrenches must not be used with impact drivers. Maximum operating angle is 30°. Actual design of universal wrenches may not be exactly like pictures above.

# 1/2" Sq. Dr. IronBand™ Univ. Wrenches, SAE - Extension

## 6 Point




Part Number Standard	Part Number Tension	Hex Open. In.	OA L. (A) In.	Soc. L. (B) In.	Soc. Dia. (C) In.	Nose Dia. (D) In.	Clear. Depth (E) In.
KHW-C-43-6	KNW-C-43-6	3/8	6	.81	.63	.53	.44
KHW-C-44-6	KNW-C-44-6	7/16	6	.88	.63	.63	.50
KHW-C-45-6	KNW-C-45-6	1/2	6	.88	.69	.69	.50
KHW-C-105-6	KNW-C-105-6	9/16	6	1.00	.81	.81	.56
KHW-C-105-12	KNW-C-105-12	9/16	12	1.00	.81	.81	.56
KHW-C-205-6	KNW-C-205-6	5/8	6	1.13	.88	.88	.59
KHW-C-205-12	KNW-C-205-12	5/8	12	1.13	.88	.88	.59
KHW-C-322-6	KNW-C-322-6	3/4	6	1.25	1.13	1.13	.69
-	KNW-C-322-12	3/4	12	1.25	1.13	1.13	.69
KHW-C-409-6	-	15/16	6	1.38	1.31	1.31	.64

Universal wrenches must not be used with impact drivers. Maximum operating angle is 30°.

# 1/2" Sq. Dr. Socket Head Bits, SAE

## Complete, Adapter Only, Insert Only




Complete	Part Number Adapter Only	Part Number Insert Only	Hex Size	Overall Length In.	Overall Length mm	Length of Insert (A) In.	Length of Insert (A) mm
SZ-22	SC-514	SZ-14-A	1/4	2 1/2	64	1 3/8	35
SZ-23	SC-514	SZ-15-A	5/16	2 1/2	64	1 3/8	35
SZ-24	SC-514	SZ-16-A	3/8	2 1/2	64	1 3/8	35
SZ-25	SC-514	SZ-17-A	1/2	2 1/2	64	1 3/8	35
SZ-42	SC-520	SZ-31-A	1/2	2 1/2	64	1 9/16	35
SZ-43	SC-514	SZ-18-A	9/16	2 1/2	64	1 3/8	35
SZ-44	SC-529	SZ-32-A	9/16	2 1/2	64	1 9/16	35
SZ-26	SC-514	SZ-19-A	5/8	2 1/2	64	1 3/8	35

For a complete listing, see page 19. Adapters with an "SC" prefix feature a set screw for locking in the bit. An "RP" prefix indicates adapters with a roll pin that is inserted through the bit.


# 1/2" Square Drive Sockets, Metric

## 6 Point & Double Hex, Standard Length



Part Number 6 Point	Part Number Double Hex	Hex Opening mm.	Overall Length (A)	Diameter Nose End (B)	Diameter Drive End (C)	Opening Depth (D)
10mm15	10mm15-D	10	38.1	16.7	23.8	6.4
11mm15	11mm15-D	11	38.1	17.5	23.8	7.2
12mm15	12mm15-D	12	38.1	19.1	23.8	7.2
13mm15	13mm15-D	13	38.1	22.2	23.8	8.7
14mm15	14mm15-D	14	38.1	22.2	23.8	11.1
15mm15	15mm15-D	15	38.1	23.8	23.8	11.1
16mm15	16mm15-D	16	38.1	25.4	25.4	11.1
17mm15	17mm15-D	17	38.1	28.6	28.6	11.1
18mm15	18mm15-D	18	38.1	28.6	28.6	11.1
19mm15	19mm15-D	19	38.1	28.6	28.6	11.9
20mm15	-	20	38.1	31.7	31.7	11.9
21mm15	21mm15-D	21	38.1	31.7	31.7	13.5
22mm15	22mm15-D	22	38.1	33.3	33.3	14.3
23mm15	23mm15-D	23	38.1	34.9	34.9	15.9
24mm15	24mm15-D	24	38.1	34.9	34.9	15.9
25mm15	-	25	38.1	38.1	38.1	15.9
26mm15	26mm15-D	26	38.1	38.1	38.1	15.9
27mm15	27mm15-D	27	41.3	41.3	41.3	17.5
28mm15	-	28	41.3	41.3	41.3	19.1
29mm15	29mm15-D	29	41.3	44.4	44.4	19.1
30mm15	30mm15-D	30	41.3	44.4	44.4	19.1
32mm15	32mm15-D	32	44.4	44.4	44.4	20.6
33mm15	-	33	44.4	47.6	47.6	20.6
34mm15	-	34	47.6	47.5	47.5	20.5
35mm15	-	35	47.6	50.8	50.8	20.6
36mm15	-	36	47.6	50.8	50.8	23.8

## 6 Point & Double Hex, Thin Wall, Standard Length



Part Number 6 Point	Part Number Double Hex	Hex Opening mm	Overall Length (A)	Diameter Nose End (B)	Diameter Drive End (C)	Opening Depth (D)
10mm45	10mm45-D	10	38.1	15.9	23.8	6.4
12mm45	12mm45-D	12	38.1	17.5	23.8	7.2
13mm45	13mm45-D	13	38.1	18.7	23.8	8.7
14mm45	14mm45-D	14	38.1	20.6	23.8	11.1
15mm45	15mm45-D	15	38.1	22.2	23.8	11.1
16mm45	16mm45-D	16	38.1	22.2	23.8	11.1
17mm45	17mm45-D	17	38.1	23.8	23.8	11.1
18mm45	18mm45-D	18	38.1	25.4	25.4	11.1
19mm45	-	19	38.1	26.3	26.3	11.9
21mm45	21mm45-D	21	38.1	28.6	28.6	13.5
22mm45	22mm45-D	22	38.1	30.2	31.7	14.3

## 6 Point & Double Hex, Long Length



Part Number 6 Point	Part Number Double Hex	Hex Opening mm	Overall Length (A)	Diameter Nose End (B)	Diameter Drive End (C)	Opening Depth (D)
10mm25	10mm25-D	10	57.1	16.7	23.8	6.4
11mm25	-	11	57.1	17.5	23.8	7.2
12mm25	12mm25-D	12	57.1	19.1	23.8	7.2
13mm25	13mm25-D	13	57.1	22.2	23.8	8.7
14mm25	-	14	57.1	22.2	23.8	11.1
15mm25	15mm25-D	15	57.1	23.8	23.8	11.1
16mm25	16mm25-D	16	57.1	25.4	25.4	11.1
17mm25	17mm25-D	17	57.1	28.6	28.6	11.1
18mm25	18mm25-D	18	57.1	28.6	28.6	11.1
19mm25	-	19	57.1	28.6	28.6	11.9
20mm25	20mm25-D	20	57.1	31.7	31.7	11.9
21mm25	21mm25-D	21	57.1	31.7	31.7	13.5
22mm25	22mm25-D	22	57.1	33.3	33.3	14.3
23mm25	23mm25-D	23	57.1	34.9	34.9	15.9
24mm25	24mm25-D	24	57.1	34.9	34.9	15.9
25mm25	-	25	57.1	38.1	38.1	15.9
26mm25	-	26	57.1	38.1	38.1	15.9
27mm25	-	27	60.3	41.3	41.3	17.5
28mm25	-	28	60.3	41.3	41.3	19.1
30mm25	30mm25-D	30	60.3	44.4	44.4	19.1
32mm25	-	32	63.5	44.4	44.4	20.6

## 6 Point & Double Hex, Extra Long Length



Part Number 6 Point	Part Number Double Hex	Hex Opening mm	Overall Length (A)	Diameter Nose End (B)	Diameter Drive End (C)	Opening Depth (D)
10mm35	10mm35-D	10	82.5	16.7	23.8	6.4
11mm35	-	11	82.5	17.5	23.8	7.2
12mm35	12mm35-D	12	82.5	19.1	23.8	7.2
13mm35	13mm35-D	13	82.5	22.2	23.8	8.7
14mm35	14mm35-D	14	82.5	22.2	23.8	11.1
15mm35	-	15	82.5	23.8	23.8	11.1
16mm35	16mm35-D	16	82.5	25.4	25.4	11.1
17mm35	17mm35-D	17	82.5	28.6	28.6	11.1
18mm35	18mm35-D	18	82.5	28.6	28.6	11.1
19mm35	19mm35-D	19	82.5	28.6	28.6	11.9
20mm35	20mm35-D	20	88.9	31.7	31.7	11.9
21mm35	21mm35-D	21	88.9	31.7	31.7	13.5
22mm35	22mm35-D	22	88.9	33.3	33.3	14.3
24mm35	24mm35-D	24	88.9	34.9	34.9	15.9
25mm35	-	25	88.9	38.1	38.1	15.9


# 1/2" Square Drive Sockets, Metric

**6 Point & Double Hex, Thin Wall, Extra Long Length**



Part Number 6 Point	Part Number Double Hex	Hex Opening mm	Overall Length (A)	Diameter Nose End (B)	Diameter Drive End (C)	Opening Depth (D)
10mm55	10mm55-D	10	82.5	15.9	23.8	6.4
11mm55	-	11	82.5	16.7	23.8	7.2
12mm55	12mm55-D	12	82.5	17.5	23.8	7.2
13mm55	13mm55-D	13	82.5	18.7	23.8	8.7
14mm55	14mm55-D	14	82.5	20.6	23.8	11.1
15mm55	15mm55-D	15	82.5	22.2	23.8	11.1
16mm55	16mm55-D	16	82.5	22.2	23.8	11.1
17mm55	17mm55-D	17	82.5	23.8	23.8	11.1
18mm55	18mm55-D	18	82.5	25.4	25.4	11.1
19mm55	-	19	82.5	26.3	26.3	11.9
21mm55	21mm55-D	21	88.9	28.6	28.6	13.5
22mm55	22mm55-D	22	88.9	30.2	31.7	14.3
24mm55	24mm55-D	24	88.9	33.3	33.3	15.9
26mm55	-	26	88.9	34.9	34.9	15.9
27mm55	27mm55-D	27	88.9	36.5	38.1	17.5
29mm55	-	29	88.9	38.1	38.1	19.1
30mm55	-	30	88.9	39.7	41.1	19.1
32mm55	-	32	88.9	42.9	42.9	20.6

**Magnetic, Thin Wall, Standard Length**



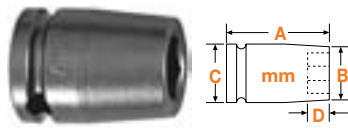
Part Number Fixed Magnet	Hex Opening mm	Overall Length (A)	Diameter Nose End (B)	Diameter Drive End (C)	Opening Depth (D)
M-13mm45	13	38.1	18.7	23.8	8.7
M-14mm45	14	38.1	20.6	23.8	11.1
M-15mm45	15	38.1	22.2	23.8	11.1

**Magnetic, Long Length**



Part No. Fixed Magnet	Part No. Magnetic Bolt Clearance	Hex Opening mm	Overall Length (A)	Diameter Nose End (B)	Diameter Drive End (C)	Opening Depth (D)
-	MB-10mm25	10	57.1	16.7	23.8	6.4
-	MB-12mm25	12	57.1	19.1	23.8	7.2
M-13mm25	MB-13mm25	13	57.1	22.2	23.8	8.7
-	MB-14mm25	14	57.1	22.2	23.8	11.1
M-15mm25	MB-15mm25	15	57.1	23.8	23.8	11.1
-	MB-16mm25	16	57.1	25.4	25.4	11.1
M-18mm25	MB-18mm25	18	57.1	28.6	28.5	11.1

**Magnetic, Standard Length**



Part Number Fixed Magnet	Hex Opening mm	Overall Length (A)	Diameter Nose End (B)	Diameter Drive End (C)	Opening Depth (D)
M-10mm15	10	38.1	16.7	23.8	6.4
M-11mm15	11	38.1	17.5	23.8	7.2
M-12mm15	12	38.1	19.1	23.8	7.2
M-13mm15	13	38.1	22.2	23.8	8.7
M-14mm15	14	38.1	22.2	23.8	11.1
M-15mm15	15	38.1	23.8	23.8	11.1
M-16mm15	16	38.1	25.4	25.4	11.1
M-17mm15	17	38.1	28.6	28.6	11.1
M-18mm15	18	38.1	28.5	28.5	11.1
M-19mm15	19	38.1	28.6	28.6	11.9
M-21mm15	21	38.1	31.7	31.7	13.5

**Magnetic, Extra Long Length**



Part No. Fixed Magnet	Part No. Magnetic Bolt Clearance	Hex Opening mm	Overall Length (A)	Diameter Nose End (B)	Diameter Drive End (C)	Opening Depth (D)
M-13mm35	-	13	82.5	22.2	23.8	8.7
M-13mm55*	-	13	82.5	18.7	23.8	8.7
M-15mm35	MB-15mm35	15	82.5	23.8	23.8	11.1
M-18mm35	MB-18mm35	18	82.5	28.6	28.6	11.1
M-18mm55*	-	18	82.5	25.4	25.4	11.1

\*Thin Wall

# 1/2" Square Drive Sockets, Metric

## Surface Drive, Standard Length



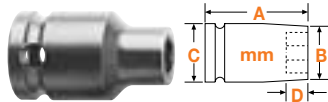
Part Number Surface Drive	Hex Opening mm	Overall Length (A)	Diameter Nose End (B)	Diameter Drive End (C)	Opening Depth (D)
SF-10mm15	10	38.1	16.7	23.8	6.4
SF-11mm15	11	38.1	17.5	23.8	7.2
SF-12mm15	12	38.1	19.1	23.8	7.2
SF-13mm15	13	38.1	22.2	23.8	8.7
SF-14mm15	14	38.1	22.2	23.8	11.1
SF-15mm15	15	38.1	23.8	23.8	11.1
SF-16mm15	16	38.1	25.4	25.4	11.1
SF-17mm15	17	38.1	28.6	28.6	11.1
SF-18mm15	18	38.1	28.6	28.6	11.1
SF-19mm15	19	38.1	28.6	28.6	11.9
SF-20mm15	20	38.1	31.7	31.7	11.9
SF-21mm15	21	38.1	31.7	31.7	13.5
SF-22mm15	22	38.1	33.3	33.3	14.3
SF-23mm15	23	38.1	34.9	34.9	15.9
SF-24mm15	24	38.1	34.9	34.9	15.9

## Surface Drive, Extra Long Length



Part Number Surface Drive	Hex Opening mm	Overall Length (A)	Diameter Nose End (B)	Diameter Drive End (C)	Opening Depth (D)
SF-10mm35	10	82.5	16.7	23.8	6.4
SF-12mm35	12	82.5	17.5	23.8	7.2
SF-13mm35	13	82.5	19.1	23.8	7.2
SF-14mm35	14	82.5	22.2	23.8	11.1
SF-15mm35	15	82.5	23.8	23.8	11.1
SF-16mm35	16	82.5	25.4	25.4	11.1
SF-17mm35	17	82.5	28.6	28.6	11.1
SF-18mm35	18	82.5	28.6	28.6	11.1
SF-19mm35	19	82.5	28.6	28.6	11.9
SF-21mm35	21	88.9	31.7	31.7	13.5
SF-22mm35	22	88.9	33.3	33.3	14.3
SF-24mm35	24	88.9	34.9	34.9	15.9

## Surface Drive, Thin Wall, Standard Length



Part Number Surface Drive	Hex Opening mm	Overall Length (A)	Diameter Nose End (B)	Diameter Drive End (C)	Opening Depth (D)
SF-10mm45	10	38.1	15.9	23.8	6.4
SF-11mm45	11	38.1	16.7	23.8	7.2
SF-12mm45	12	38.1	17.5	23.8	7.2
SF-13mm45	13	38.1	18.7	23.8	8.7
SF-14mm45	14	38.1	20.6	23.8	11.1
SF-15mm45	15	38.1	22.2	23.8	11.1
SF-16mm45	16	38.1	22.2	23.8	11.1
SF-17mm45	17	38.1	23.8	23.8	11.1
SF-18mm45	18	38.1	25.4	25.4	11.1
SF-19mm45	19	38.1	26.3	26.3	11.9
SF-21mm45	21	38.1	28.6	28.6	11.9

## Surface Drive, Thin Wall, Extra Long Length



Part Number Surface Drive	Hex Opening mm	Overall Length (A)	Diameter Nose End (B)	Diameter Drive End (C)	Opening Depth (D)
SF-10mm55	10	82.5	15.9	23.8	6.4
SF-11mm55	11	82.5	16.7	23.8	7.2
SF-13mm55	13	82.5	18.7	23.8	8.7
SF-14mm55	14	82.5	20.6	23.8	11.1
SF-15mm55	15	82.5	22.2	23.8	11.1
SF-16mm55	16	82.5	22.2	23.8	11.1
SF-17mm55	17	82.5	23.8	23.8	11.1
SF-18mm55	18	82.5	25.4	25.4	11.1
SF-19mm55	19	82.5	26.3	26.3	11.9
SF-21mm55	21	88.9	28.6	28.6	13.5
SF-22mm55	22	88.9	30.2	31.7	15.9


## Surface Drive, Long Length



Part Number Surface Drive	Hex Opening mm	Overall Length (A)	Diameter Nose End (B)	Diameter Drive End (C)	Opening Depth (D)
SF-10mm25	10	57.1	16.7	23.8	6.4
SF-11mm25	11	57.1	17.5	23.8	7.2
SF-12mm25	12	57.1	19.1	23.8	7.2
SF-13mm25	13	57.1	22.2	23.8	7.2
SF-14mm25	14	57.1	22.2	23.8	11.1
SF-15mm25	15	57.1	23.8	23.8	11.1
SF-16mm25	16	57.1	25.4	25.4	11.1
SF-17mm25	17	57.1	28.6	28.6	11.1
SF-18mm25	18	57.1	28.6	28.6	11.1
SF-19mm25	19	57.1	28.6	28.6	11.9
SF-21mm25	21	57.1	31.7	31.7	13.5
SF-22mm25	22	57.1	33.3	33.3	14.3
SF-24mm25	24	57.1	34.9	34.9	15.9

# 1/2" Sq. Dr. Sockets For Metric Sheet Metal Screws

## 6 Point & 6 Point Magnetic, For Regular Screws



Part Number 6 Point	Part Number Magnetic	Hex Opening mm.	Overall Length (A)	Diameter Nose End (B)	Diameter Drive End (C)	Opening Depth (D)
-	M-13mmE5	13	38.1	22.2	23.8	8.7
15mmE5	M-15mmE5	15	38.1	23.8	23.8	11.1



## 1/2" Sq. Dr. Socket Sets, Metric

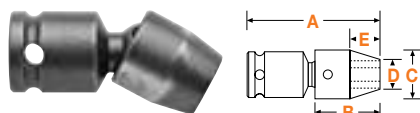
### 6 Point



APS511M • 11 piece, standard length:  
10mm, 11mm, 12mm, 13mm, 14mm, 15mm, 16mm, 17mm,  
18mm, 19mm, 21mm

## 1/2" Sq. Dr. Universal Wrenches, Metric

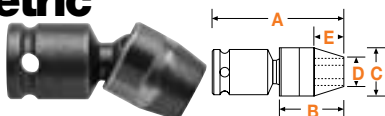
### 6 Point



Part Number 6 Point	Hex Opening mm	Overall Length (A) mm	Socket Length (B) mm	Socket Diameter (C) mm	Nose End Diameter (D) mm	Clearance Depth (E) mm
SA-57-13m	13	58	25.4	22.2	17.5	11.9
SA-57-14m	14	60	27.0	22.2	19.1	13.5
SA-58-15m	15	62	28.6	25.4	19.8	14.3
SA-58-16m	16	64	30.2	25.4	21.4	15.9
SA-58-17m	17	66	31.8	25.4	25.4	17.5
SA-58-18m	18	66	31.8	25.4	25.4	17.5
SA-510-19m	19	73	34.9	31.8	26.2	16.3
SA-510-20m	20	73	34.9	31.8	27.0	16.3
SA-510-21m	21	73	34.9	31.8	28.6	16.3
SA-510-22m	22	73	34.9	31.8	31.8	16.3
SA-510-24m	24	73	34.9	31.8	34.9	16.3

## 1/2" Sq. Dr. IronBand™ Univ. Wrenches, Metric

### 6 Point



Part Number	Hex Opening mm	Overall Length (A) mm	Socket Length (B) mm	Socket Diameter (C) mm	Nose End Diameter (D) mm	Clearance Depth (E) mm
SA-C-57-13M	13	58	25.4	22.2	17.5	11.9
SA-C-57-14M	14	60	27.0	22.2	19.1	13.5
SA-C-58-15M	15	62	28.6	25.4	19.8	14.3
SA-C-58-16M	16	64	30.2	25.4	21.4	15.9
SA-C-58-17M	17	66	31.8	25.4	25.4	17.5
SA-C-58-18M	18	66	31.8	25.4	25.4	17.5
SA-C-510-21M	21	73	34.9	31.8	28.6	16.3
SA-C-510-22M	22	73	34.9	31.8	31.8	16.3

Universal wrenches must not be used with impact drivers. Maximum operating angle is 30°.

## 1/2" Sq. Dr. Universal Wrench Set, Metric

### 6 Point



APU56M • 6 piece, standard length:  
13mm, 14mm, 15mm,  
16mm, 17mm, 18mm

## 1/2" Sq. Dr. Universal Wrenches, Metric - Extension

### 6 Point, Standard and Tension Type



Part Number Standard	Part Number Tension	Hex Opening mm	Shank Length (A) mm	Socket Length (B) mm	Socket Diameter (C) mm	Nose End Diameter (D) mm	Clearance Depth (E) mm
-	KN-7-12m-6	12	152	23.8	22.2	17.5	10.3
-	KN-7-12m-9	12	229	23.8	22.2	17.5	10.3
KH-7-13m-3	-	13	76	25.4	22.2	17.5	11.9
KH-7-13m-4	-	13	102	25.4	22.2	17.5	11.9
KH-7-13m-6	KN-7-13m-6	13	152	25.4	22.2	17.5	11.9
KH-7-13m-9	KN-7-13m-9	13	229	25.4	22.2	17.5	11.9
-	KN-7-13m-12	13	305	25.4	22.2	17.5	11.9
KH-7-14m-6	KN-7-14m-6	14	152	27.0	22.2	19.1	13.5
-	KN-7-14m-9	14	229	27.0	22.2	19.1	13.5
KH-8-15m-3	-	15	76	28.6	25.4	19.8	14.3
KH-8-15m-6	KN-8-15m-6	15	152	28.6	25.4	19.8	14.3
KH-8-15m-9	KN-8-15m-9	15	229	28.6	25.4	19.8	14.3
-	KN-8-15m-12	15	305	28.6	25.4	19.8	14.3
KH-8-16m-3	-	16	76	30.2	25.4	21.4	15.9
KH-8-16m-4	-	16	102	30.2	25.4	21.4	15.9
KH-8-16m-9	KN-8-16m-9	16	229	30.2	25.4	21.4	15.9
KH-8-16m-12	KN-8-16m-12	16	305	30.2	25.4	21.4	15.9
KH-8-17m-3	-	17	76	31.8	25.4	25.4	17.5
KH-8-17m-4	-	17	102	31.8	25.4	25.4	17.5
KH-8-17m-6	KN-8-17m-6	17	152	31.8	25.4	25.4	17.5
KH-8-17m-9	KN-8-17m-9	17	229	31.8	25.4	25.4	17.5
KH-8-18m-3	-	18	76	31.8	25.4	25.4	17.5
KH-8-18m-4	-	18	102	31.8	25.4	25.4	17.5
KH-8-18m-6	KN-8-18m-6	18	152	31.8	25.4	25.4	17.5
KH-8-18m-9	KN-8-18m-9	18	229	31.8	25.4	25.4	17.5
-	KN-8-18m-12	18	305	31.8	25.4	25.4	17.5
KH-10-19m-3	-	19	76	34.9	31.8	26.2	16.3
KH-10-19m-6	-	19	152	34.9	31.8	26.2	16.3
KH-10-19m-9	-	19	229	34.9	31.8	26.2	16.3
KH-10-19m-12	-	19	305	34.9	31.8	26.2	16.3

Universal wrenches must not be used with impact drivers. Maximum operating angle is 30°.

## 1/2" Sq. Dr. IronBand™ Univ. Wrenches, Metric - Extension

### 6 Point




Part Number Standard	Part Number Tension	Hex Open. mm	OA L. (A) mm	Soc. L. (B) mm	Soc. Dia. (C) mm	Nose Dia. (D) mm	Clear. Depth (E) mm
KHW-C-7-13m-6	KNW-C-7-13m-6	13	152	25.4	22.2	17.5	11.9
KHW-C-7-13m-9	KNW-C-7-13m-9	13	229	25.4	22.2	17.5	11.9
KHW-C-7-14m-6	KNW-C-7-14m-6	14	152	27.0	22.2	19.1	13.5
KHW-C-8-15m-6	KNW-C-8-15m-6	15	152	28.6	25.4	19.8	14.3
KHW-C-8-15m-9	-	15	229	28.6	25.4	19.8	14.3
-	KNW-C-8-15m-12	15	305	28.6	25.4	19.8	14.3
KHW-C-8-16m-9	KNW-C-8-16m-9	16	229	30.2	25.4	21.4	15.9
KHW-C-8-17m-6	KNW-C-8-17m-6	17	152	31.8	25.4	25.4	17.5
KHW-C-8-17m-9	KNW-C-8-17m-9	17	229	31.8	25.4	25.4	17.5
KHW-C-8-18m-6	KNW-C-8-18m-6	18	152	31.8	25.4	25.4	17.5
KHW-C-8-18m-9	KNW-C-8-18m-9	18	229	31.8	25.4	25.4	17.5

Universal wrenches must not be used with impact drivers. Maximum operating angle is 30°.

## 1/2" Sq. Dr. Socket Head Bits, Metric

Complete, Adapter Only, Insert Only



Complete	Part Number		Hex Size	Overall Length		Length of Insert (A)	
	Adapter Only	Insert Only		In.	mm	In.	mm
SZ-5-7-8mm	SC-514	SZ-7-8mm	8mm	2 1/2	64	1 3/8	35
SZ-5-7-10mm	SC-514	SZ-7-10mm	10mm	2 1/2	64	1 3/8	35
SZ-5-7-12mm	SC-514	SZ-7-12mm	12mm	2 1/2	64	1 3/8	35
SZ-5-7-14mm	SC-514	SZ-7-14mm	14mm	2 1/2	64	1 3/8	35
SZ-5-10-14mm	RP-520	SZ-10-14mm	14mm	2 1/2	64	1 9/16	40
SZ-5-10-17mm	RP-520	SZ-10-17mm	17mm	2 1/2	64	1 9/16	40

For a complete listing, see page 20.

## 1/2" Sq. Dr. Sockets For Spline Fasteners

Standard & Long Length



Part Number	Spline Size	Nominal Size	Overall Length (A)	Diameter Nose End (B)	Diameter Drive End (C)			
			In.	mm	In.	mm		
CMS-5416	16	1/2	1 1/4	32	23/32	18	7/8	22
CMS-5422	22	11/16	1 1/2	38	31/32	25	31/32	25
CMS-5426	26	13/16	1 1/2	38	1 1/8	29	1 1/8	29
CMS-5430	30	15/16	1 1/2	38	1 1/4	32	1 1/4	32

Apex spline sockets conform to military specifications MS-37787 and MIL-W-8982C.

## 1/2" Sq. Dr. Torx® Sockets

For External Torx Screws



Part Number	Driver Size	Overall Length (A)	Diameter Nose End (B)	Diameter Drive End (C)			
		In.	mm	In.	mm		
TX-5110	E-10	1 1/2	38	9/16	13	1	25
TX-5112	E-12	1 1/2	38	5/8	16	1	25
TX-5114	E-14	1 1/2	38	11/16	18	1	25
TX-5116	E-16	1 1/2	38	13/16	21	1	25
TX-5118	E-18	1 1/2	38	7/8	22	1	25
TX-5120	E-20	1 1/2	38	1	25	1 3/16	30
TX-5124	E-24	1 1/2	38	1 5/16	33	1 5/16	33

For External Torx Screws, Thin Wall



Part Number	Driver Size	Overall Length (A)	Diameter Nose End (B)	Diameter Drive End (C)			
		In.	mm	In.	mm		
TX-5408	E-8	1 1/2	38	3/8	10	7/8	22
TX-5410	E-10	1 1/2	38	1/2	13	7/8	22
TX-5412	E-12	1 1/2	38	9/16	14	7/8	22
TX-5414	E-14	1 1/2	38	5/8	16	7/8	22
TX-5416	E-16	1 1/2	38	7/8	22	7/8	22
TX-5418	E-18	1 1/2	38	15/16	24	15/16	24
TX-5420	E-20	1 1/2	38	1 1/16	27	1 1/16	27

## 1/2" Sq. Dr. Extensions

1 23/32" to 18" (44mm to 457mm) Length



Part Number	Male Square In.	Type of Lock	Overall Length In.	mm
EX-504	1/2	Pin	1 23/32	44
EX-504-B	1/2	Ball	1 23/32	44
EX-508-2	1/2	Pin	2	51
EX-508-B-2	1/2	Ball	2	51
EX-508-3	1/2	Pin	3	76
EX-508-B-3	1/2	Ball	3	76
EX-508-4	1/2	Pin	4	102
EX-508-B-4	1/2	Ball	4	102
EX-508-5	1/2	Pin	5	127
EX-508-B-5	1/2	Ball	5	127
EX-508-6	1/2	Pin	6	152
EX-508-B-6	1/2	Ball	6	152
EX-508-8	1/2	Pin	8	203
EX-508-B-8	1/2	Ball	8	203
EX-508-9	1/2	Pin	9	229
EX-508-B-9	1/2	Ball	9	229
EX-508-10	1/2	Pin	10	254
EX-508-B-10	1/2	Ball	10	254
EX-508-12	1/2	Pin	12	305
EX-508-B-12	1/2	Ball	12	305
EX-508-15	1/2	Pin	15	381
EX-508-B-15	1/2	Ball	15	381
EX-508-16	1/2	Pin	16	406
EX-508-18	1/2	Pin	18	457

## 1/2" Sq. Dr. Adapters

1/4" to 5/8" Male Square



Part Number	Male Square In.	Female Square In.	Type of Lock	Overall Length In.	mm
EX-260	1/4	1/2	Pin	1 1/2	38
EX-260-B	1/4	1/2	Ball	1 1/2	38
EX-258-B-2	1/4	1/2	Ball	2	51
EX-258-4	1/4	1/2	Pin	4	102
EX-375	3/8	1/2	Pin	1 1/2	38
EX-375-B	3/8	1/2	Ball	1 1/2	38
EX-377-2	3/8	1/2	Pin	2	51
EX-377-B-2	3/8	1/2	Ball	2	51
EX-377-3	3/8	1/2	Pin	3	76
EX-377-B-3	3/8	1/2	Ball	3	76
EX-377-4	3/8	1/2	Pin	4	102
EX-377-B-4	3/8	1/2	Ball	4	102
EX-377-5	3/8	1/2	Pin	5	127
EX-377-B-5	3/8	1/2	Ball	5	127
EX-377-6	3/8	1/2	Pin	6	152
EX-377-B-6	3/8	1/2	Ball	6	152
EX-377-8	3/8	1/2	Pin	8	203
EX-377-B-9	3/8	1/2	Ball	9	229
EX-377-10	3/8	1/2	Pin	10	254
EX-377-B-10	3/8	1/2	Ball	10	254
EX-377-12	3/8	1/2	Pin	12	305
EX-377-B-12	3/8	1/2	Ball	12	305
EX-377-15	3/8	1/2	Pin	15	381

## 1/2" Sq. Dr. Adapters

### 5/8" to 3/4" Male Square



Part Number	Male Square In.	Female Square In.	Type of Lock	Overall Length In.	Overall Length mm
EX-623•	5/8	1/2	Pin	1 1/2	38
EX-623-B	5/8	1/2	Ball	1 1/2	38
EX-626-3•	5/8	1/2	Pin	3	76
EX-751•	3/4	1/2	7/32 drill hole	1 13/16	46
EX-751-B•	3/4	1/2	Ball	1 13/16	46

## 1/2" Sq. Dr. Universal Adapters

### 3/8" to 3/4" Male Square



Part Number	Male Sq. In.	Female Sq. In.	Type of Lock	Overall Length In.	Overall Length mm	Largest Diameter in.	Largest Diameter mm
MF-39•	3/8	1/2	Pin	2 9/16	65	7/8	22
MF-39B•	3/8	1/2	Ball	2 9/16	65	7/8	22
MF-50•	1/2	1/2	Pin	2 11/16	68	1	25
MF-50B•	1/2	1/2	Ball	2 11/16	68	1	25
MF-55•	1/2	1/2	Pin	3 1/16	78	1 1/4	32
MF-55B	1/2	1/2	Ball	3 1/16	78	1 1/4	32
MF-70	3/4	1/2	7/32 drill hole	3 5/8	92	1 1/2	38
MF-70B	3/4	1/2	Ball	3 5/8	92	1 1/2	38

Universal wrenches must not be used with impact drivers.  
Maximum operating angle is 30°.-

## 1/2" Sq. Dr. Universal Adapters – Extension



(Standard Type Shown)

### 1/2" Male Square

Part Number	Male Sq. In.	Female Sq. In.	Type of Lock	Largest Dia. In.	Largest Dia. mm
KHM-37-6•	3/8	1/2	Pin	3/4	19
KHM-38-6	3/8	1/2	Pin	7/8	22
KHM-50-6•	1/2	1/2	Pin	1	25
KHM-50-B-6•	1/2	1/2	Ball	1	25


Universal wrenches must not be used with impact drivers.  
Maximum operating angle is 30°.

Standard lengths are 3", 6", 9" and 12" (76, 152, 229 and 305mm)

If the tool you need does not appear in this catalog, give us a call. The odds are, we may have what you need as a non-catalog item. If not, our experienced staff of tooling experts can design and manufacture "specials" to meet the needs of your specific application. Give us a call at 1-800-845-5629 or visit our website [www.apex-tools.com](http://www.apex-tools.com).

## 5/8" Square Drive Sockets, SAE

### 6 Point & Double Hex, Standard Length



Part Number 6 Point	Part Number Double Hex	Hex Opening In.	Overall Length (A)	Diameter Nose End (B)	Diameter Drive End (C)	Opening Depth (D)
6118	-	9/16	1 7/8	7/8	1 1/4	7/16
6120	6120-D	5/8	1 7/8	1	1 1/4	7/16
6122	-	11/16	1 7/8	1 1/8	1 1/4	7/16
6124	-	3/4	1 7/8	1 1/4	1 1/4	15/32
6128	-	7/8	1 7/8	1 3/8	1 3/8	9/16
6134	-	1 1/16	2	1 5/8	1 5/8	11/16
6136	-	1 1/8	2	1 5/8	1 5/8	3/4
6140	-	1 1/4	2	1 7/8	1 7/8	13/16
6142	-	1 5/16	2	2	2	13/16
6144	-	1 3/8	2 1/8	2	2	13/16
6146	-	1 7/16	2 1/8	2 1/8	2 1/8	15/16
6148	-	1 1/2	2 1/4	2 1/8	2 1/8	1

### 6 Point & Double Hex, Thin Wall, Standard Length



Part Number 6 Point	Hex Opening In.	Overall Length (A)	Diameter Nose End (B)	Diameter Drive End (C)	Opening Depth (D)
6426	13/16	1 7/8	1 1/8	1 1/4	17/32
6430	15/16	2	1 5/16	1 5/16	5/8

### 6 Point & Double Hex, Extra Long Length



Part Number 6 Point	Hex Opening In.	Overall Length (A)	Diameter Nose End (B)	Diameter Drive End (C)	Opening Depth (D)
6320	5/8	3 1/2	1	1 1/4	7/16
6322	11/16	3 1/2	1 1/8	1 1/4	7/16
6324	3/4	3 1/2	1 1/4	1 1/4	15/32
6326	13/16	3 1/2	1 1/4	1 1/4	17/32
6330	15/16	3 1/2	1 1/2	1 1/2	5/8
6336	1 1/8	3 1/2	1 5/8	1 5/8	3/4
6340	1 1/4	3 1/2	1 7/8	1 7/8	13/16
6342	1 5/16	3 1/2	2	2	13/16
6344	1 3/8	3 1/2	2	2	13/16
6348	1 1/2	3 1/2	2 1/8	2 1/8	1

### 6 Point & Double Hex, Thin Wall, Extra Long Length



Part Number 6 Point	Part Number Double Hex	Hex Opening In.	Overall Length (A)	Diameter Nose End (B)	Diameter Drive End (C)	Opening Depth (D)
-	6520-D	5/8	3 1/2	15/16	1 1/4	7/16
6524	6524-D	3/4	3 1/2	1 1/16	1 1/4	15/32
-	6528-D	7/8	3 1/2	1 3/16	1 1/4	9/16

### Surface Drive & Fast Lead, Standard Length



Part No. Surface Drive	Part No. Fast Lead	Hex Opening In.	Overall Length (A)	Diameter Nose End (B)	Diameter Drive End (C)	Opening Depth (D)
SF-6118	-	9/16	1 7/8	7/8	1 1/4	7/16
SF-6120	-	5/8	1 7/8	1	1 1/4	7/16
SF-6124	FL-6124	3/4	1 7/8	1 1/4	1 1/4	15/32
SF-6424*	-	3/4	1 7/8	1 1/16	1 1/4	15/32
SF-6128	FL-6128	7/8	1 7/8	1 3/8	1 3/8	9/16

\*Thin Wall

### Surface Drive & Fast Lead, Thin Wall, Extra Long Length



Part No. Surface Drive	Part No. Fast Lead	Hex Opening In.	Overall Length (A)	Diameter Nose End (B)	Diameter Drive End (C)	Opening Depth (D)
SF-6320	-	5/8	3 1/2	1	1 1/4	7/16
SF-6324	FL-6324	3/4	3 1/2	1 1/4	1 1/4	15/32
SF-6524*	-	3/4	3 1/2	1 1/16	1 1/4	15/32
SF-6326	-	13/16	3 1/2	1 1/4	1 1/4	17/32
SF-6328	-	7/8	3 1/2	1 3/8	1 3/8	9/16
SF-6330	-	15/16	3 1/2	1 1/2	1 1/2	5/8

\*Thin Wall

## 5/8" Sq. Dr. Sockets, Metric

6 Point & Surface Drive, Standard Length



Part Number 6 Point	Part No. Surface Drive	Hex Opening mm	Overall Length (A)	Diameter Nose End (B)	Diameter Drive End (C)	Opening Depth (D)
-	SF-15mm16	15	48	23.8	31.8	11.1
16mm16	SF-16mm16	16	48	25.4	31.8	11.1
17mm16	SF-17mm16	17	48	28.6	31.8	11.1
18mm16	SF-18mm16	18	48	28.5	31.8	11.1
-	SF-19mm16	19	48	31.8	31.8	11.9
21mm16	SF-21mm16	21	48	31.8	31.8	13.5
-	SF-22mm16	22	48	34.9	34.9	14.3
24mm16	SF-24mm16	24	51	38.1	38.1	15.9

6 Point & Surface Drive, Extra Long Length



Part Number 6 Point	Part No. Surface Drive	Hex Opening mm	Overall Length (A)	Diameter Nose End (B)	Diameter Drive End (C)	Opening Depth (D)
-	SF-15mm36	15	89	23.8	31.8	11.1
17mm36	-	17	89	25.4	31.8	11.1
-	SF-18mm36	18	89	28.6	31.8	11.1
19mm36	SF-19mm36	19	89	31.8	31.8	11.9
21mm36	SF-21mm36	21	89	31.8	31.8	13.5
-	SF-22mm36	22	89	34.9	34.9	14.3
24mm36	SF-24mm36	24	89	38.1	38.1	15.9

## 5/8" Sq. Dr. Extensions

1 7/8" to 15"  
(48mm to 381mm)  
Length



Part Number	Male Square In.	Type of Lock	Overall Length In.	Overall Length mm
EX-624	5/8	Pin	1 7/8	48
EX-624-B	5/8	Ball	1 7/8	48
EX-627-3	5/8	Pin	3	76
EX-627-4	5/8	Pin	4	102
EX-627-6	5/8	Pin	6	152
EX-627-8	5/8	Pin	8	203
EX-627-10	5/8	Pin	10	254
EX-627-12	5/8	Pin	12	305

## 5/8" Sq. Dr. Adapters

1/2" to 3/4"  
Male Square



Part Number	Male Square In.	Female Square In.	Type of Lock	Overall Length In.	Overall Length mm
EX-505	1/2	5/8	Pin	1 7/8	48
EX-505-B	1/2	5/8	Ball	1 7/8	48
EX-509-3	1/2	5/8	Pin	3	76
EX-509-4	1/2	5/8	Pin	4	102
EX-509-5	1/2	5/8	Pin	5	127
EX-509-6	1/2	5/8	Pin	6	152
EX-509-10	1/2	5/8	Pin	10	254
EX-509-12	1/2	5/8	Pin	12	305
EX-752	3/4	5/8	7/32 Drill Hole	1 7/8	48
EX-752-B	3/4	5/8	Ball	1 7/8	48

## 5/8" Sq. Dr. Universal Adapters

1/2" to 5/8"  
Male Square




Part Number	Male Square In.	Female Square In.	Type of Lock	Overall Length In.	Overall Length mm	Largest Diameter in.	Largest Diameter mm
MF-51	1/2	5/8	Pin	3 5/16	84	1 1/4	32
MF-62	5/8	5/8	Pin	3 1/4	83	1 1/4	32
MF-62B	5/8	5/8	Ball	3 1/4	83	1 1/4	32

Universal wrenches must not be used with impact drivers.  
Maximum operating angle is 30°.-

## 3/4" Square Drive Sockets, SAE

### 6 Point & Double Hex, Standard Length



Part Number 6 Point	Part Number Double Hex	Hex Opening In.	Overall Length (A)	Diameter Nose End (B)	Diameter Drive End (C)	Opening Depth (D)
7120	7120-D	5/8	2	1 1/16	1 1/2	7/16
7122	7122-D	11/16	2	1 1/8	1 1/2	7/16
7124	7124-D	3/4	2	1 1/4	1 1/2	15/32
7128	7128-D	7/8	2	1 1/2	1 1/2	9/16
7130	7130-D	15/16	2	1 1/2	1 1/2	5/8
7132	7132-D	1	2	1 5/8	1 5/8	5/8
7134	7134-D	1 1/16	2	1 3/4	1 3/4	11/16
7136	7136-D	1 1/8	2 1/8	1 3/4	1 3/4	3/4
7140	7140-D	1 1/4	2 1/8	2	1 3/4	13/16
7142	7142-D	1 5/16	2 1/8	2	1 3/4	13/16
7144	-	1 3/8	2 1/8	2 1/8	2 1/8	13/16
7146	-	1 7/16	2 1/4	2 1/4	2 1/8	15/16
7148	7148-D	1 1/2	2 1/4	2 1/4	2 1/8	1
7152	7152-D	1 5/8	2 1/4	2 1/2	2 1/8	1 1/8
7154	7154-D	1 11/16	2 1/4	2 1/2	2 1/8	1 1/8
7156	-	1 3/4	2 1/4	2 5/8	2 1/8	1 1/8
7158	-	1 13/16	2 1/4	2 3/4	2 1/8	1 1/4
7160	7160-D	1 7/8	2 1/4	2 3/4	2 1/8	1 1/4
7164	7164-D	2	2 3/8	2 7/8	2 1/8	1 3/8
7168	-	2 1/8	2 3/8	3 1/8	2 1/8	1 3/8
7170	7170-D	2 3/16	2 1/2	3 1/8	2 1/8	1 1/2
7172	7172-D	2 1/4	2 1/2	3 1/4	2 1/8	1 1/2
7176	-	2 3/8	2 5/8	3 1/2	2 1/8	1 5/8
7180	7180-D	2 1/2	2 5/8	3 1/2	2 1/8	1 5/8

### 6 Point & Double Hex, Thin Wall Standard Length



Part Number 6 Point	Part Number Double Hex	Hex Opening In.	Overall Length (A)	Diameter Nose End (B)	Diameter Drive End (C)	Opening Depth (D)
7424	7424-D	3/4	2	1 1/8	1 3/8	15/32
7426	-	13/16	2	1 1/4	1 3/8	17/32
7428	7428-D	7/8	2	1 5/16	1 3/8	9/16
7430	7430-D	15/16	2	1 3/8	1 3/8	5/8
7432	-	1	2	1 7/16	1 7/16	5/8
7434	-	1 1/16	2	1 1/2	1 1/2	11/16
7436	-	1 1/8	2 1/8	1 5/8	1 5/8	3/4
7438	-	1 3/16	2 1/8	1 5/8	1 5/8	3/4
7442	7442-D	1 5/16	2 1/8	1 7/8	1 3/4	13/16
7446	-	1 7/16	2 1/4	2	1 3/4	15/16
7448	-	1 1/2	2 1/4	2 1/8	2 1/8	1
7454	-	1 11/16	2 1/4	2 3/8	2 1/8	1 1/8
7456	-	1 3/4	2 1/4	2 7/16	2 1/8	1 1/8

### 6 Point & Double Hex, Extra Long Length



Part Number 6 Point	Part Number Double Hex	Hex Opening In.	Overall Length (A)	Diameter Nose End (B)	Diameter Drive End (C)	Opening Depth (D)
7324SKT	7324-D	3/4	4	1 1/4	1 1/2	15/32
7328	-	7/8	4	1 7/16	1 1/2	9/16
7330	7330-D	15/16	4	1 1/2	1 1/2	5/8
7332	7332-D	1	4	1 1/2	1 1/2	5/8
7334	-	1 1/16	4	1 5/8	1 5/8	11/16
7336	7336-D	1 1/8	4	1 3/4	1 3/4	3/4
7340	-	1 1/4	4	1 7/8	1 3/4	13/16
7342	-	1 5/16	4	2	1 3/4	13/16
7346	-	1 7/16	4	2 1/8	2 1/8	15/16
7348	-	1 1/2	4	2 1/4	2 1/8	1
7352	-	1 5/8	4	2 1/2	2 1/8	1 1/8
7356	-	1 3/4	4	2 5/8	2 1/8	1 1/8
7358	-	1 13/16	4	2 3/4	2 1/8	1 1/4
7360	-	1 7/8	4	2 3/4	2 1/8	1 1/4
7362	-	1 15/16	4	2 3/4	2 1/8	1 1/4
7364	-	2	4 1/8	2 7/8	2 1/8	1 3/8
7372	-	2 1/4	4 1/4	3 1/4	2 1/8	1 1/2


### 6 Point & Double Hex, Thin Wall, Extra Long Length



Part Number 6 Point	Part Number Double Hex	Hex Opening In.	Overall Length (A)	Diameter Nose End (B)	Diameter Drive End (C)	Opening Depth (D)
7524	-	3/4	4	1 1/8	1 3/8	15/32
7528	-	7/8	4	1 3/8	1 3/8	9/16
7530	7530-D	15/16	4	1 3/8	1 3/8	5/8
7536	7536-D	1 1/8	4	1 5/8	1 5/8	3/4
7540	-	1 1/4	4	1 3/4	1 3/4	13/16
7542	-	1 5/16	4	1 7/8	1 3/4	13/16
7548	-	1 1/2	4	2 1/8	2 1/8	1
7552	-	1 5/8	4	2 1/4	2 1/8	1 1/8
7556	-	1 3/4	4	2 1/2	2 1/8	1 1/8

## 3/4" Square Drive Sockets For SAE Square Nuts

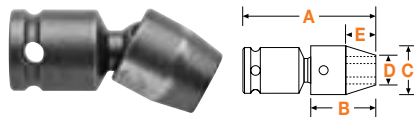
Single Square &  
Double Square,  
Standard Length



Part No. Single Square	Square Opening In.	Overall Length (A)	Diameter Nose End (B)	Diameter Drive End (C)	Opening Depth (D)
7624•	3/4	2	1 1/2	1 1/2	15/32
7628	7/8	2	1 3/4	1 3/4	5/8
7630	15/16	2 1/8	1 7/8	1 3/4	5/8
7632	1	2 1/8	2	1 3/4	5/8
7636•	1 1/8	2 1/8	2 1/8	2 1/8	3/4

## 3/4" Square Drive Universal Wrenches, SAE

6 Point




Part Number 6 Point	Hex Opening In.	Overall Length (A) In.	Socket Length (B) In.	Socket Diameter (C) In.	Nose End Diameter (D) In.	Clearance Depth (E) In.
SA-535	15/16	3 25/32	1 3/4	1 1/2	1 3/8	29/32
SA-601	15/16	4 1/32	1 15/16	1 3/4	1 1/2	29/32
SA-537	1 1/16	3 29/32	1 7/8	1 5/8	1 5/8	1 1/32
SA-603•	1 1/16	4 3/32	2	1 3/4	1 5/8	31/32
SA-538	1 1/8	3 29/32	1 7/8	1 5/8	1 5/8	1 1/32
SA-604•	1 1/8	4 5/32	2 1/16	1 3/4	1 3/4	1 1/32
SA-606	1 1/4	4 7/32	2 1/8	1 7/8	1 7/8	1 3/32
SA-607•	1 5/16	4 7/32	2 1/8	1 7/8	1 7/8	1 3/32
SA-609•	1 7/16	4 11/32	2 1/4	2 1/8	2 1/8	1 5/32
SA-610•	1 1/2	4 11/32	2 1/4	2 1/4	2 1/4	1 5/32
SA-712	1 5/8	4 11/32	2 3/8	2 3/8	2 3/8	1 3/16
SA-716•	1 7/8	4 11/32	2 3/8	2 5/8	2 5/8	1 3/16

Universal wrenches must not be used with impact drivers.  
Maximum operating angle is 30°.

## 3/4" Sq. Dr. Sockets, Metric

### 6 Point, Standard Length



Part Number 6 Point	Hex Opening mm	Overall Length (A)	Diameter Nose End (B)	Diameter Drive End (C)	Opening Depth (D)
17mm17	17	51	31.8	38.1	11.2
18mm17	18	51	31.8	38.1	11.2
19mm17	19	51	31.8	38.1	11.9
20mm17	20	51	33.3	38.1	11.9
21mm17	21	51	34.9	38.1	13.5
22mm17	22	51	38.1	38.1	14.3
22mm47*	22	51	33.3	34.9	14.3
24mm17	24	51	38.1	38.1	15.9
24mm47*	24	51	34.9	34.9	15.9
26mm17	26	51	41.3	41.3	15.9
27mm17	27	51	44.4	44.4	17.5
27mm47*	27	51	38.1	38.1	17.5
29mm17	29	54	47.6	44.4	19.1
30mm17	30	54	47.6	44.4	19.1
30mm47*	30	54	41.3	41.3	19.1
32mm17	32	54	50.8	44.4	20.6
32mm47*	32	54	44.4	44.4	20.6
33mm17	33	54	50.8	44.4	20.6
36mm17	36	57	57.1	54.0	23.8
37mm17	37	57	57.1	54.0	23.8
41mm17	41	57	63.5	54.0	31.8
46mm17	46	57	69.9	54.0	31.8

\*Thin Wall

### 6 Point, Extra Long Length



Part Number 6 Point	Hex Opening mm	Overall Length (A)	Diameter Nose End (B)	Diameter Drive End (C)	Opening Depth (D)
21mm37	21	102	34.9	38.1	13.5
21mm57*	21	102	34.9	34.9	13.5
22mm57*	22	102	34.9	34.9	14.3
24mm37	24	102	38.1	38.1	15.9
24mm57*	24	102	34.9	34.9	15.9
25mm37	25	102	38.1	38.1	15.9
27mm37	27	102	41.3	41.3	17.5
27mm57*	27	101.6	38.1	38.1	17.5
28mm37	28	101.6	44.4	44.4	19.1
29mm37	29	101.6	44.4	44.4	19.1
30mm37	30	101.6	44.4	44.4	19.1
30mm57*	30	101.6	42.9	42.9	19.1
32mm37	32	101.6	47.6	44.4	20.6
33mm37	33	101.6	50.8	44.4	20.6
34mm37	34	101.6	54.0	54.0	20.6
36mm37	36	101.6	54.0	54.0	23.8
41mm37	41	101.6	63.5	54.0	28.6

\*Thin Wall

## 3/4" Sq. Dr. Extensions

### 2 1/4" to 15" (57mm to 381mm) Length



Part Number	Male Square In.	Type of Lock	Overall Length In.	Overall Length mm
EX-753	3/4	7/32 Drill Hole	2 1/4	57
EX-753-B	3/4	Ball	2 1/4	57
EX-755-4	3/4	7/32 Drill Hole	4	102
EX-755-B-4	3/4	Ball	4	102
EX-755-6	3/4	7/32 Drill Hole	6	152
EX-755-B-6	3/4	Ball	6	152
EX-755-8	3/4	7/32 Drill Hole	8	203
EX-755-B-8	3/4	Ball	8	203
EX-755-10	3/4	7/32 Drill Hole	10	254
EX-755-12	3/4	7/32 Drill Hole	12	305
EX-755-B-12	3/4	Ball	12	305
EX-755-15	3/4	7/32 Drill Hole	15	381
EX-755-B-15	3/4	Ball	15	381

## 3/4" Sq. Dr. Adapters

### 1/2" to 1" Male Square



Part Number	Male Square In.	Female Square In.	Type of Lock	Overall Length In.	Overall Length mm
EX-506	1/2	3/4	Pin	2	51
EX-506-B	1/2	3/4	Ball	2	51
EX-510-3	1/2	3/4	Pin	3	76
EX-510-B-3	1/2	3/4	Ball	3	76
EX-510-4	1/2	3/4	Pin	4	102
EX-510-B-4	1/2	3/4	Ball	4	102
EX-510-B-5	1/2	3/4	Ball	5	127
EX-510-6	1/2	3/4	Pin	6	152
EX-510-B-6	1/2	3/4	Ball	6	152
EX-510-8	1/2	3/4	Pin	8	203
EX-510-B-8	1/2	3/4	Ball	8	203
EX-625	5/8	3/4	Pin	2	51
EX-625-B	5/8	3/4	Ball	2	51
EX-628-3	5/8	3/4	Pin	3	76
EX-1000	1	3/4	9/32 Drill Hole	2 9/16	65
EX-1000-B	1	3/4	Ball	2 9/16	65

## 3/4" Sq. Dr. Universal Adapters

### 3/4" Male Square




Part Number	Male Sq. In.	Female Sq. In.	Type of Lock	Overall Length In.	Overall Length mm	Largest Diameter In.	Largest Diameter mm
MF-75	3/4	3/4	7/32 Drill Hole	4	102	1 1/2	38
MF-75B	3/4	3/4	Ball	4	102	1 1/2	38
MF-76	3/4	3/4	7/32 Drill Hole	4 3/8	111	1 3/4	45
MF-76B	3/4	3/4	Ball	4 3/8	111	1 3/4	45

Universal wrenches must not be used with impact drivers.  
Maximum operating angle is 30°.



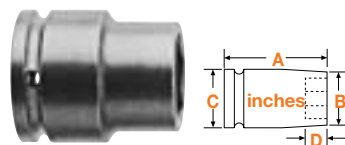
# 1" Square Drive Sockets, SAE

## 6 Point & Double Hex, Standard Length



Part Number 6 Point	Part Number Double Hex	Hex Opening In.	Overall Length (A)	Diameter Nose End (B)	Diameter Drive End (C)	Opening Depth (D)
-	8124-D	3/4	2 1/8	1 5/16	2	13/16
8126	-	13/16	2 1/8	1 3/8	2	13/16
-	8128-D	7/8	2 1/8	1 1/2	2	13/16
-	8130-D	15/16	2 1/8	1 1/2	2	13/16
-	8132-D	1	2 1/8	1 5/8	2	13/16
-	8134-D	1 1/16	2 1/8	1 11/16	2	13/16
-	8136-D	1 1/8	2 1/8	1 3/4	2	13/16
8138	8138-D	1 3/16	2 1/8	2 1/8	2	13/16
-	8140-D	1 1/4	2 1/8	2 1/8	2 1/8	13/16
8142	8142-D	1 5/16	2 1/8	2 1/8	2 1/8	13/16
-	8144-D	1 3/8	2 1/8	2 1/8	2 1/8	13/16
-	8146-D	1 7/16	2 1/4	2 1/4	2 1/8	15/16
8148	8148-D	1 1/2	2 1/4	2 1/4	2 1/8	15/16
-	8150-D	1 9/16	2 1/4	2 3/8	2 1/8	15/16
8152	-	1 5/8	2 3/8	2 1/2	2 1/8	15/16
8160	-	1 7/8	2 1/2	2 3/4	2 5/8	1 1/16
8162	8162-D	1 15/16	2 1/2	2 7/8	2 5/8	1 1/16
8170	-	2 3/16	2 3/4	3 1/4	3 1/4	1 5/16
8172	-	2 1/4	2 3/4	3 1/4	3 1/4	1 5/16
8174	-	2 5/16	2 3/4	3 3/8	3 1/4	1 3/8
8176	-	2 3/8	2 7/8	3 1/2	3 1/4	1 3/8
8180	-	2 1/2	2 7/8	3 3/4	3 1/4	1 3/8
8186	-	2 11/16	3	4	3 1/4	1 1/2
8188	-	2 3/4	3 1/8	4	3 1/4	1 5/8
8190	-	2 13/16	3 1/8	4	3 1/4	1 5/8

## 6 Point & Double Hex, Thin Wall Standard Length



Part Number 6 Point	Part Number Double Hex	Hex Opening In.	Overall Length (A)	Diameter Nose End (B)	Diameter Drive End (C)	Opening Depth (D)
-	8430-D	15/16	2 1/8	1 7/16	1 7/8	13/16
8432	8432-D	1	2 1/8	1 1/2	1 7/8	13/16
8434	-	1 1/16	2 1/8	1 9/16	1 7/8	13/16
8436	-	1 1/8	2 1/8	1 5/8	1 7/8	13/16
8440	8440-D	1 1/4	2 1/8	1 13/16	2	13/16
8442	8442-D	1 5/16	2 1/8	1 7/8	2	13/16
-	8444-D	1 3/8	2 1/8	1 15/16	2	13/16
8448	8448-D	1 1/2	2 1/4	2 1/8	2 1/8	15/16
8454	-	1 11/16	2 3/8	2 3/8	2 1/8	15/16
8456	-	1 3/4	2 3/8	2 7/16	2 1/8	1 1/16
8458	-	1 13/16	2 1/2	2 9/16	2 1/8	1 1/16
8460	-	1 7/8	2 1/2	2 5/8	2 5/8	1 1/16
8464	-	2	2 5/8	2 3/4	2 5/8	1 3/16
-	-	2 1/8	2 5/8	2 15/16	2 5/8	1 3/16
8472	-	2 1/4	2 3/4	3 1/8	2 5/8	1 5/16
8480	-	2 1/2	2 7/8	3 3/8	3 1/4	1 7/16

## 6 Point, Long Length




Part Number 6 Point	Hex Opening In.	Overall Length (A)	Diameter Nose End (B)	Diameter Drive End (C)	Opening Depth (D)
8228	7/8	3	1 7/16	2 1/8	9/16
8236	1 1/8	3	1 3/4	2 1/8	3/4
8240	1 1/4	3	2 1/8	2 1/8	13/16

## 6 Point, Extra Long Length



Part Number 6 Point	Hex Opening In.	Overall Length (A)	Diameter Nose End (B)	Diameter Drive End (C)	Opening Depth (D)
8324	3/4	4 1/4	1 1/4	2 1/8	15/32
8326	13/16	4 1/4	1 3/8	2 1/8	17/32
8332	1	4 1/4	1 9/16	2 1/8	5/8
8336	1 1/8	4 1/4	1 3/4	2 1/8	3/4
8338	1 3/16	4 1/4	1 7/8	2 1/8	3/4
8340	1 1/4	4 1/4	2 1/8	2 1/8	13/16
8342	1 5/16	4 1/4	2 1/8	2 1/8	13/16
8346	1 7/16	4 1/4	2 1/4	2 1/8	15/16
8356	1 3/4	4 1/4	2 5/8	2 5/8	1 1/8
8360	1 7/8	4 1/4	2 3/4	2 5/8	1 1/4
8364	2	4 3/8	2 7/8	2 5/8	1 3/8
8370	2 3/16	4 1/2	3 1/8	2 5/8	1 1/2
8378	2 7/16	4 1/2	3 1/2	3 1/4	1 5/8
8380	2 1/2	4 1/2	3 1/2	3 1/4	1 5/8
8382	2 9/16	4 1/2	3 3/4	3 1/4	1 3/4
8384	2 5/8	4 1/2	3 3/4	3 1/4	1 3/4

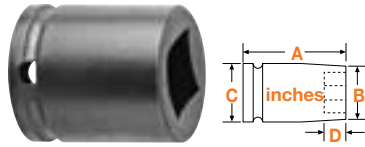
## 6 Point, Thin Wall, Extra Long Length



Part Number 6 Point	Hex Opening In.	Overall Length (A)	Diameter Nose End (B)	Diameter Drive End (C)	Opening Depth (D)
8530	15/16	4 1/4	1 1/2	2 1/8	5/8
8536	1 1/8	4 1/4	1 5/8	2 1/8	3/4
8540	1 1/4	4 1/4	1 13/16	2 1/8	13/16
8542	1 5/16	4 1/4	1 7/8	2 1/8	13/16

## 1" Sq. Dr. Sockets, SAE

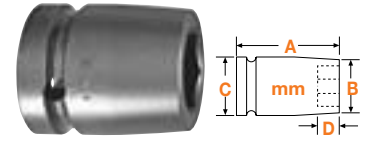
### Single Square & Double Square, Standard Length



Part No. Single Square	Part No. Double Square	Square Opening In.	Overall Length (A)	Diameter Nose End (B)	Diameter Drive End (C)	Opening Depth (D)
8624	-	3/4	2 1/8	1 5/8	2	13/16
8632	-	1	2 1/8	2 1/8	2 1/8	13/16
8634	-	1 1/16	2 1/8	2 1/8	2 1/8	13/16
8636	-	1 1/8	2 1/4	2 1/4	2 1/8	15/16
8638	8638-D	1 3/16	2 1/4	2 1/4	2 1/8	15/16
8640	8640-D	1 1/4	2 1/4	2 3/8	2 1/8	15/16
8644	-	1 3/8	2 5/16	2 5/8	2 5/8	1
-	8646-D	1 7/16	2 3/8	2 5/8	2 5/8	1
8648	-	1 1/2	2 3/8	2 3/4	2 5/8	1 1/16
-	8652-D	1 5/8	2 1/2	2 7/8	2 5/8	1 1/16

## 1" Sq. Dr. Sockets, Metric

### 6 Point, Standard Length



Part Number 6 Point	Hex Opening mm	Overall Length (A)	Diameter Nose End (B)	Diameter Drive End (C)	Opening Depth (D)
21mm18	21	54	34.9	50.8	13.5
24mm18	24	54	38.1	50.8	20.6
27mm18	27	54	42.9	50.8	20.6
29mm18	29	54	47.6	50.8	20.6
30mm18	30	54	50.8	50.8	20.6
30mm48*	30	54	44.4	54.0	20.6
32mm18	32	54	54.0	54.0	20.6
34mm18	34	54	54.0	54.0	20.6
36mm18	36	57	57.1	54.0	23.9
41mm18	41	60	63.5	54.0	23.9
42mm18	42	60	63.5	54.0	23.9
46mm18	46	64	69.8	66.7	26.9
50mm18	50	66	76.2	66.7	30.2

\*Thin Wall

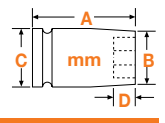
## Budd Wheel Sockets

### 13/16" Square & Combo 13/16" Square 1 1/2" Hex



Part Number	Drive	Overall Length In.	Overall Length mm	Notes
BW-8626	1" Square	2 1/8	54	13/16" Square
BW-848	1" Square	3 3/4	95	Combo. 13/16 Square—1 1/2" Hex
BW-848-F	1" Square	3 3/4	95	Combo. 13/16 Square—1 1/2" Hex for mag. wheels

### 6 Point, Long Length



Part Number 6 Point	Hex Opening mm	Overall Length (A)	Diameter Nose End (B)	Diameter Drive End (C)	Opening Depth (D)
24mm38	24	108	38.1	54.0	15.9
27mm38	27	108	41.3	54.0	17.5
28mm38	28	108	44.4	54.0	19.1
33mm38	33	108	54.0	54.0	20.6
36mm38	36	108	54.0	54.0	23.8
37mm38	37	108	57.1	54.0	23.8
46mm38	46	108	69.8	66.7	31.8
50mm38	50	111	73.0	66.7	34.9

## 1" Sq. Dr. Extensions

### 2 13/16" to 15" (71mm to 381mm) Length



Part Number	Male Square In.	Type of Lock	Overall Length In.	Overall Length mm
EX-1001	1	9/32 Drill Hole	2 13/16	71
EX-1001-B	1	Ball	2 13/16	71
EX-1003-4	1	9/32 Drill Hole	4	102
EX-1003-B-4	1	Ball	4	102
EX-1003-6	1	9/32 Drill Hole	6	152
EX-1003-B-6	1	Ball	6	152
EX-1003-8	1	9/32 Drill Hole	8	203
EX-1003-B-8	1	Ball	8	203
EX-1003-10	1	9/32 Drill Hole	10	254
EX-1003-B-10	1	Ball	10	254
EX-1003-12	1	9/32 Drill Hole	12	305
EX-1003-B-12	1	Ball	12	305
EX-1003-15	1	9/32 Drill Hole	15	381
EX-1003-B-15	1	Ball	15	381

## 1" Sq. Dr. Adapters

### 3/4" to 1 1/2" Male Square



Part Number	Male Square In.	Female Square In.	Type of Lock	Overall Length	
				In.	mm
EX-754•	3/4	1	7/32 Drill Hole	2 13/16	71
EX-754-B	3/4	1	Ball	2 13/16	71
EX-756-4	3/4	1	7/32 Drill Hole	4	102
EX-756-6	3/4	1	7/32 Drill Hole	6	152
EX-756-8	3/4	1	7/32 Drill Hole	8	203
EX-1101	1 1/2	1	3/8 Drill Hole	3 9/16	91

## 1" Sq. Dr. Universal Adapters

### 3/4" to 1" Male Square

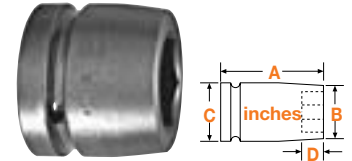


Part Number	Male Sq. In.	Female Sq. In.	Type of Lock	Overall Length		Largest Diameter	
				In.	mm	In.	mm
MF-77B	3/4	1	Ball	4 3/4	121	2	51
MF-82	1	1	9/32 Drill Hole	5	127	2	51
MF-82B	1	1	Ball	5	127	2	51

Universal wrenches must not be used with impact drivers. Maximum operating angle is 30°.

## 1 1/2" Sq. Dr. Sockets, SAE

### 6 Point, Standard Length



Part Number 6 Point	Hex Opening In.	Overall Length (A)	Diameter Nose End (B)	Diameter Drive End (C)	Opening Depth (D)
9172	2 1/4	3 1/4	3 3/8	3 1/4	1 1/2

Additional sizes available upon request.

## 1 1/2" Sq. Dr. Adapters


### 1" Male Square



Part Number	Male Square In.	Female Square In.	Type of Lock	Overall Length	
				In.	mm
EX-1005	1	1 1/2	9/32 Drill Hole	3 15/16	100
EX-1005-B	1	1 1/2	Ball	3 15/16	100

## 2 1/2" Sq. Dr. Sockets, SAE

### 6 Point, Standard Length



Part Number 6 Point	Hex Opening In.	Overall Length (A)	Diameter Nose End (B)	Diameter Drive End (C)	Opening Depth (D)
01112	3 1/2	4 3/4	5 1/2	5 1/2	2 1/2

Additional sizes available upon request.

If the tool you need does not appear in this catalog, give us a call. The odds are, we may have what you need as a non-catalog item. If not, our experienced staff of tooling experts can design and manufacture "specials" to meet the needs of your specific application. Give us a call at 1-800-845-5629 or visit our website [www.apex-tools.com](http://www.apex-tools.com).

# APEX® **Guard™**

## **Quality Anti-Mar Fastener Tools Begin With Quality Fastener Tools.**

Apex **μ-Guard** provides a protective barrier between genuine Apex fastener tools and your finely finished workpiece. The free-spinning patent-pending design provides maximum protection for polished and highly sensitive surfaces.

Apex **μ-Guard** covering is made of a thermo plastic urethane (TPU elastomer) which cushions against costly incidental side impacts. It offers the lowest sustained coefficient of friction for maximum tool efficiency. It is also non-removable for tamper resistance.

With Apex **μ-Guard** you get the proven Apex fastener tool fit and performance plus the best protection available against marring and in-system damage.

**μ-Guard** is your guard against the potential hazards caused by rotational friction.



*If it doesn't say Apex on the outside, how can you be sure of what's on the inside?*

*"Cushioning" Effect Minimizes Side Impact Damage*



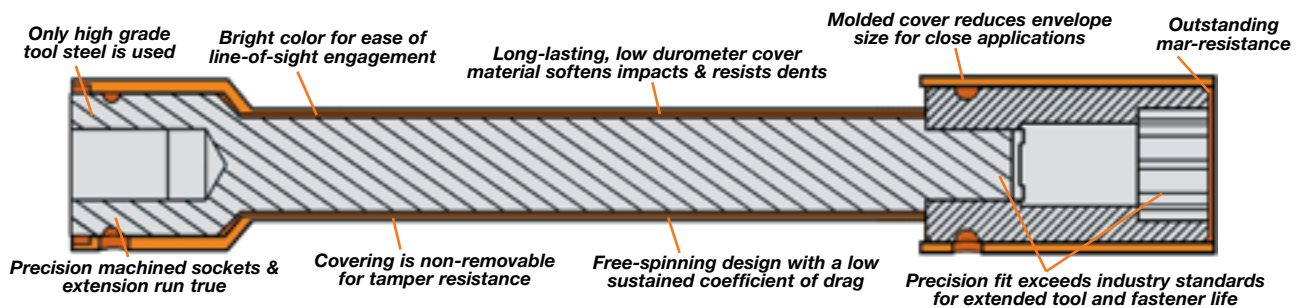
*Free-Spinning Design*



*Virtually Damage Free*



## Why Apex $\mu$ -Guard Anti-Mar Fastener Tools Are The Best Choice



### Quality Apex Tools Under The Cover

- Apex fastener tools are made from only tool grade steel then heat treated using our proprietary process for the proper hardness based on the application. Not too brittle to break nor too soft to wear out after one shift.
- Each core tool is then machined for a precision fit that exceeds industry standards. Improper fit can lead to premature fastener and fastener tool failure.
- Apex fastener tools run true with minimal wobble for more efficient fastening cycles.

### The Cover Story

- A low durometer cover material that resists dents during incidental side impacts. Only Apex  $\mu$ -Guard absorbs side impacts and does not produce raised burrs when impacted.
- Cover is molded to the tool for reduced envelope dimensions yet still is able to exhibit “free-spinning” capability for improved ergonomics and safety. No other competitor has this capability. Some competitors even require their core tool be modified in order to assemble the cover resulting in weaker integrity and premature failure.
- Covering is non-removable to prevent unwanted tampering on the line.
- Low sustained coefficient of friction between the cover and the tool yields minimal loss of tool efficiency.
- Bright color of covering makes fastener contact visually easier shift after shift and station monitoring quick and easy.
- Part numbers are clearly marked for ease of identification.
- Only Apex has the manufacturing capability, inventory and global supply network to supply the global requirements of today’s marketplace.

## μ-Guard Sockets

(Includes socket and cover)



Part Number	Socket	Drive End			Socket Length	Fastener End			Assembly Features*
		Size	Type	Sex		Size	Type	Sex	
UG-10MM21 •	10MM21	1/4	Square	F	standard	10 mm	Hex	F	FS
UG-M-10MM21 •	M-10MM21	1/4	Square	F	standard	10 mm	Hex	F	FS, M
UG-MB-10MM21 •	MB-10MM21	1/4	Square	F	standard	10 mm	Hex	F	FS, M, B
UG-10MM13 •	10MM13	3/8	Square	F	standard	10 mm	Hex	F	FS
UG-M-10MM13 •	M-10MM13	3/8	Square	F	standard	10 mm	Hex	F	FS, M
UG-10MM23 •	10MM23	3/8	Square	F	long	10 mm	Hex	F	FS
UG-M-10MM23 •	M-10MM23	3/8	Square	F	long	10 mm	Hex	F	FS, M
UG-MB-10MM23 •	MB-10MM23	3/8	Square	F	long	10 mm	Hex	F	FS, M, B
UG-13MM23 •	13MM23	3/8	Square	F	long	13 mm	Hex	F	FS
UG-M-13MM23 •	M-13MM23	3/8	Square	F	long	13 mm	Hex	F	FS, M
UG-MB-13MM23 •	MB-13MM23	3/8	Square	F	long	13 mm	Hex	F	FS, M, B
UG-13MM25 •	13MM25	1/2	Square	F	long	13 mm	Hex	F	FS
UG-SF-13MM25 •	SF-13MM25	1/2	Square	F	long	13 mm	Hex	F	FS, SF
UG-15MM25 •	15MM25	1/2	Square	F	long	15 mm	Hex	F	FS
UG-SF-15MM25 •	SF-15MM25	1/2	Square	F	long	15 mm	Hex	F	FS, SF
UG-18MM25 •	18MM25	1/2	Square	F	long	18 mm	Hex	F	FS
UG-SF-18MM25 •	SF-18MM25	1/2	Square	F	long	18 mm	Hex	F	FS, SF

If your tool is not shown in the table of representative products above, please contact your Apex representative.

## μ-Guard Extensions

(Includes extension and cover)



Part Number	Extension	Drive End			Extension Length	Socket End			Assembly Features*
		Size	Type	Sex		Size	Type	Sex	
UG-EX-250-2 •	EX-250-2	1/4	Hex	M	2	1/4	Square	M	FS
UG-EX-250-4 •	EX-250-4	1/4	Hex	M	4	1/4	Square	M	FS
UG-EX-250-6 •	EX-250-6	1/4	Hex	M	6	1/4	Square	M	FS
UG-EX-370-2 •	EX-370-2	1/4	Hex	M	2	3/8	Square	M	FS
UG-EX-370-4 •	EX-370-4	1/4	Hex	M	4	3/8	Square	M	FS
UG-EX-370-6 •	EX-370-6	1/4	Hex	M	6	3/8	Square	M	FS
UG-EX-376-3 •	EX-376-3	3/8	Square	F	3	3/8	Square	M	FS
UG-EX-376-6 •	EX-376-6	3/8	Square	F	6	3/8	Square	M	FS
UG-EX-376-12 •	EX-376-12	3/8	Square	F	12	3/8	Square	M	FS
UG-EX-508-4 •	EX-508-4	1/2	Square	F	4	1/2	Square	M	FS
UG-EX-508-8 •	EX-508-8	1/2	Square	F	8	1/2	Square	M	FS
UG-EX-508-12 •	EX-508-12	1/2	Square	F	12	1/2	Square	M	FS

If your tool is not shown in the table of representative products above, please contact your Apex representative.

## μ-Guard Bit Holders

(Includes bit holder and cover)



Part Number	Bit Holder	Drive End			Holder Length	Fastener End			Assembly Features*
		Size	Type	Sex		Size	Type	Sex	
UG-M-490 •	M-490	1/4	Hex	M	2 31/32	1/4	Hex	F	FS, M, ET
UG-M-490-4 •	M-490-4	1/4	Hex	M	4	1/4	Hex	F	FS, M, ET
UG-M-490-6 •	M-490-6	1/4	Hex	M	6	1/4	Hex	F	FS, M, ET
UG-825 •	825	1/4	Square	F	1	1/4	Hex	F	FS, ET
UG-M-825 •	M-825	1/4	Square	F	2 9/32	1/4	Hex	F	FS, M, ET
UG-838 •	838	3/8	Square	F	1 1/2	1/4	Hex	F	FS, ET
UG-M-838 •	M-838	3/8	Square	F	2 5/8	1/4	Hex	F	FS, M, ET
UG-835 •	835	3/8	Square	F	1 1/2	5/16	Hex	F	FS, ET
UG-M-835 •	M-835	3/8	Square	F	2 3/4	5/16	Hex	F	FS, M, ET
UG-855 •	855	1/2	Square	F	1 1/2	5/16	Hex	F	FS, ET
UG-M-855 •	M-855	1/2	Square	F	2 3/4	5/16	Hex	F	FS, M, ET
UG-M-858 •	M-858	1/2	Square	F	2 3/4	1/4	Hex	F	FS, M, ET

If your tool is not shown in the table of representative products above, please contact your Apex representative.

### \*Features Abbreviations

**FS** Free Spinning  
**M** Magnetic  
**ET** Extended Tip

Tool is able to rotate independently of Cover  
 Tool includes magnet to hold the position of the fastener during fastening operation  
 Cover extends beyond end of Bit Holder to shield the majority of a standard Insert Bit.\*

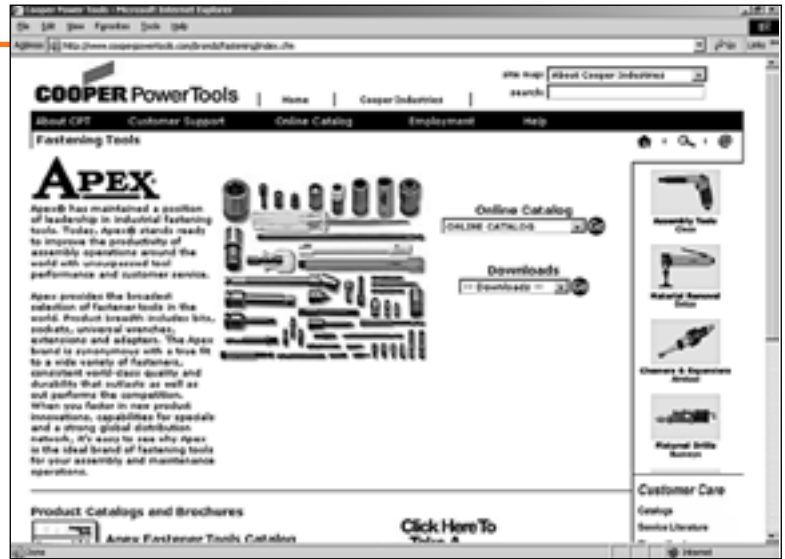
\*Bit holder covers can be used with 1" or 1 1/4" long insert bits. Tip of cover can be modified by end user to suit application requirements or preference. Suggested methods of modifying covers include cutting to preferred length or heating up cover material and conforming to fastener head configuration.

**Notes:** Reported lengths are based on uncovered tool length only for reference. Cover may extend beyond end of tool by 2 mm unless otherwise noted.

## ***Don't see what you need?***

This catalog contains 3,000+ of the most frequently requested bits, sockets and fastening accessories. Our entire active offering approaches 10,000 sellable part numbers. If the tool you need does not appear in this catalog, give us a call. The odds are, we may have what you need as a non-catalog item. If not, our experienced staff of tooling experts can design and manufacture "specials" to meet the needs of your specific applications.

This flexibility has helped make Apex the only manufacturer which is a market and technology leader in all of the following industrial product categories: Bits & Bit Holders, Impact Sockets, Extensions and Universal Wrenches.



## ***Get a quote on-line fast!***

You can even specify custom tooling on-line fast! Specification sheets for bits, sockets, extensions and

universal joints are available on-line. Just complete the appropriate easy to use form and submit your request. You'll receive a rapid response from one of our experienced staff of tooling experts.



Easy to complete forms are available on-line at our website [www.apex-tools.com](http://www.apex-tools.com).

***If the tool you need does not appear in this catalog, give us a call. The odds are, we may have what you need as a non-catalog item. If not, our experienced staff of tooling experts can design and manufacture "specials" to meet the needs of your specific applications.***



# Apex® FreeSpin™ Covers For Durable Anti-Mar Protection.

## Reduce Costly “Re-Works”

Apex **Free-Spin** anti-mar cover assemblies protect painted, plated, polished or critical surfaces from direct incidental contact with sockets and extensions. With Apex **Free-Spin** covers, damage caused by marring is greatly reduced.

## Low-Cost Durable Protection

Apex **Free-Spin** anti-mar covers are the most economical protection you can get. The durable nylon construction provides many cycles of protection, shift after shift.

## Popular Sizes Are Available Now!

All Apex **Free-Spin** anti-mar cover assemblies on the adjacent charts are available for quick delivery.

*Standard socket – Heavy Damage*



*Static covered socket – Light Damage*



*Apex Free-Spin socket cover – Virtually Damage Free*



## Simple Design Installs In Seconds!

Apex **Free-Spin** covers can be installed in seconds. No special trips to the tool crib are required.

*Male Drive End Assembly\**



*Female Drive End Assembly*



\*For best results, Apex recommends using our optional installation tool for installing the retaining ring. See page 70.



## How to use the Tables below:

### Socket Cover Example

You need a Cover that fits Socket Part # **M-10MM13**

- From your Apex catalog or by measuring part:  
 Drive End Diameter = 19.1 mm  
 Overall Length = 31.8 mm  
 Hex Opening = 10 mm
- Match your "Drive End Diameter" then "Socket Length" with those listed in the **Free-Spin Covers For Sockets** table below.
- Find "Cover Part #" where your "Hex Opening" fits within "Min & Max Hex Size" values.

Use Cover Part # **NCS0752B1252C** (shown in orange below).

### Socket with Extension Cover Example

You need a Cover that fits Socket part # **8MM11** and Extension part # **EX-255**

- From your Apex catalog or by measuring part:  
 Exten. L. = 8" Drive End Dia. = 12.7 mm Overall L. = 25.4 mm
- Find the group of "Cover Assy Part #s" that fit your "Extension Part #" from the **Covers For Sockets with Extensions** table below.
- Select the "Cover Assy Part #" that matches your "Drive End Diameter" and "Socket Length".
- Replace the **XX** in the "Cover Assy. Part #" with your 2-digit Extension Length (available lengths are listed under "Extension Length").

Use Cover Assy. Part # **NCEB08F-S0500-1000** (shown in orange below).

## Free-Spin Covers For Sockets



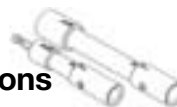
Cover Part Number	Fits Hex Socket with these Outer Dimensions**							
	Drive End Diameter		Socket Length		Min Hex Size*		Max Hex Size*	
	(inch)	(mm)	(inch)	(mm)	(inch)	(mm)	(inch)	(mm)
<b>1/4" Drive</b>								
NCS0500A0875A	0.500	12.7	0.875	22.2		3.5		4.0
NCS0500A0875B	0.500	12.7	0.875	22.2		4.5		5.0
NCS0500A0875C	0.500	12.7	0.875	22.2		5.5	1/4	
NCS0500A0875D	0.500	12.7	0.875	22.2	1/4		9/32	
NCS0500A0875E	0.500	12.7	0.875	22.2	5/16		5/16	
NCS0500A1000A	0.500	12.7	1.000	25.4	E-4		E-5	
NCS0500A1000B	0.500	12.7	1.000	25.4	E-6		E-6	
NCS0500A1000C	0.500	12.7	1.000	25.4	9/32		E-8	
NCS0500A1000D	0.500	12.7	1.000	25.4		8.0	11/32	
NCS0500A1750A	0.500	12.7	1.750	44.5	3/16		1/4	
NCS0500A1750B	0.500	12.7	1.750	44.5		7.0	9/32	
NCS0500A1750C	0.500	12.7	1.750	44.5	5/16		8.0	
NCS0563A1000A	0.563	14.3	1.000	25.4	11/32		10.0	
NCS0626A1000A	0.626	15.9	1.000	25.4	3/8		7/16	
NCS0626A1750A	0.626	15.9	1.750	44.5		10.0	7/16	
<b>3/8" Drive</b>								
NCS0752B0875A	0.752	19.1	0.875	22.2		7.0	5/16	
NCS0752B0875B	0.752	19.1	0.875	22.2		9.0	7/16	
NCS0752B0875C	0.752	19.1	0.875	22.2		12.0		12
NCS0752B1252A	0.752	19.1	1.252	31.8	3/16		6.0	
NCS0752B1252B	0.752	19.1	1.252	31.8		6.0	9.0	
<b>NCS0752B1252C</b>	0.752	19.1	1.252	31.8		<b>9.0</b>	<b>11.0</b>	
NCS0752B1252D	0.752	19.1	1.252	31.8	7/16		12.0	
NCS0752B1500A	0.752	19.1	1.500	38.1	7/32		9/32	
NCS0752B1500B	0.752	19.1	1.500	38.1	3/8		12.0	
NCS0752B1500C <sup>1</sup>	0.752	19.1	1.500	38.1	15/32		9/16	
NCS0752B2000A	0.752	19.1	2.000	50.8		6.0	11/32	

\* "E" designation (i.e. E-8) stands for the point size of a Torx socket  
<sup>1</sup> Straight socket (ie. Non-tapered).

\*\* Socket must have a ring groove. Sockets that do not have ring grooves are noted as such in the catalog.

Cover Part Number	Fits Hex Socket with these Outer Dimensions**							
	Drive End Diameter		Socket Length		Min Hex Size*		Max Hex Size*	
	(inch)	(mm)	(inch)	(mm)	(inch)	(mm)	(inch)	(mm)
NCS0752B2000B	0.752	19.1	2.000	50.8		9.0		3/8
NCS0752B2000C	0.752	19.1	2.000	50.8		12.0		1/2
NCS0813B0875A	0.813	20.7	0.875	22.2	1/2			13.0
NCS0813B1500A	0.813	20.7	1.500	38.1		14	9/16	
NCS0813B1500B <sup>1</sup>	0.813	20.7	1.500	38.1	1/2			15
NCS0813B2000A	0.813	20.7	2.000	50.8	1/2		9/16	
NCS0813B3500A	0.813	20.7	3.500	88.9	1/2			13.0
NCS0875B1500A	0.875	22.2	1.500	38.1		14.0		16.0
NCS0875B2000A	0.875	22.2	2.000	50.8		14.0		15.0
<b>1/2" Drive</b>								
NCS0938C1500A	0.938	23.8	1.500	38.1	1/4		11/32	
NCS0938C1500B	0.938	23.8	1.500	38.1	5/16			12.0
NCS0938C1500C	0.938	23.8	1.500	38.1		12.0	9/16	
NCS0938C1500D	0.938	23.8	1.500	38.1	1/2			17.0
NCS0938C2250A	0.938	23.8	2.250	57.2	5/16			10.0
NCS0938C2250B	0.938	23.8	2.250	57.2		11.0	9/16	
NCS0938C2250C	0.938	23.8	2.250	57.2		15.0		15.0
NCS0938C3250A	0.938	23.8	3.250	82.6	5/16			10.0
NCS0938C3250B	0.938	23.8	3.250	82.6		10.0		13.0
NCS0938C3250C	0.938	23.8	3.250	82.6		13.0		16.0
NCS0938C3250D	0.938	23.8	3.250	82.6		15.0	11/16	
NCS1000C1500A	1.000	25.4	1.500	38.1	E-10			E-12
NCS1000C1500B	1.000	25.4	1.500	38.1	E-14			E-16
NCS1000C1500C	1.000	25.4	1.500	38.1	5/8		5/8	
NCS1000C1500D <sup>1</sup>	1.000	25.4	1.500	38.1	1/2			18
NCS1126C1500A	1.126	28.6	1.500	38.1	3/4			20.0
NCS1126C1500B <sup>1</sup>	1.126	28.6	1.500	38.1	9/16			21.0
NCS1126C2250A	1.126	28.6	2.250	57.2		17.0	3/4	

## Free-Spin Cover Assemblies For Sockets with Extensions



Cover Assembly Part Number	Extension Part Number	Drive Size	Ext. Type	Extension Length (inches)*	Fits any socket with these 2 outer dimensions			
					Socket Drive End Diameter		Socket Overall Length	
					(inch)	(mm)	(inch)	(mm)
NCEAXXM-S0500-0875	EX-250-XX or EX-250-B-XX	1/4"	Male	XX = 3, 4, 6, 8 or 12	0.500	12.7	0.875	22.2
NCEAXXM-S0500-1000	EX-250-XX or EX-250-B-XX	1/4"	Male	XX = 3, 4, 6, 8 or 12	0.500	12.7	1.000	25.4
NCEAXXM-S0500-1750	EX-250-XX or EX-250-B-XX	1/4"	Male	XX = 3, 4, 6, 8 or 12	0.500	12.7	1.750	44.5
NCEAXXM-S0563-1000	EX-250-XX or EX-250-B-XX	1/4"	Male	XX = 3, 4, 6, 8 or 12	0.563	14.3	1.000	25.4
NCEAXXM-S0626-1000	EX-250-XX or EX-250-B-XX	1/4"	Male	XX = 3, 4, 6, 8 or 12	0.626	15.9	1.000	25.4
NCEAXXM-S0626-1750	EX-250-XX or EX-250-B-XX	1/4"	Male	XX = 3, 4, 6, 8 or 12	0.626	15.9	1.750	44.5
NCEBXXF-S0500-0875	EX-255-XX or EX-255-B-XX	1/4"	Female	XX = 2, 3, 4, 6, 8, 10 or 12	0.500	12.7	0.875	22.2
<b>NCEBXXF-S0500-1000</b>	<b>EX-255-XX or EX-255-B-XX</b>	1/4"	Female	<b>XX = 2, 3, 4, 6, 8, 10 or 12</b>	0.500	<b>12.7</b>	1.000	25.4
NCEBXXF-S0500-1750	EX-255-XX or EX-255-B-XX	1/4"	Female	XX = 2, 3, 4, 6, 8, 10 or 12	0.500	12.7	1.750	44.5

\* XX suffix on Extension P/N is a whole number indicating the length in inches of the extension.  
 In some cases this designation is left off of the end of the extension P/N indicating that it is the shortest length capable of being manufactured.  
 For Extension lengths shorter than those listed, a Socket Only cover would be used.

(Continued on next page)

• Indicates a commonly requested item that is either in stock or has a max typical leadtime of 2 weeks from the factory. No minimum on these items.73

## Covers For Sockets with Extensions (continued)

Cover Assembly Part Number	Extension Part Number	Drive Size	Ext. Type	Extension Length (inches)*	Fits any socket with these 2 outer dimensions			
					Socket Drive End Diameter		Socket Overall Length	
					(inch)	(mm)	(inch)	(mm)
NCEAXXM-S0500-0875	EX-250-XX or EX-250-B-XX	1/4"	Male	XX = 3, 4, 6, 8 or 12	0.500	12.7	0.875	22.2
NCEAXXM-S0500-1000	EX-250-XX or EX-250-B-XX	1/4"	Male	XX = 3, 4, 6, 8 or 12	0.500	12.7	1.000	25.4
NCEAXXM-S0500-1750	EX-250-XX or EX-250-B-XX	1/4"	Male	XX = 3, 4, 6, 8 or 12	0.500	12.7	1.750	44.5
NCEAXXM-S0563-1000	EX-250-XX or EX-250-B-XX	1/4"	Male	XX = 3, 4, 6, 8 or 12	0.563	14.3	1.000	25.4
NCEAXXM-S0626-1000	EX-250-XX or EX-250-B-XX	1/4"	Male	XX = 3, 4, 6, 8 or 12	0.626	15.9	1.000	25.4
NCEAXXM-S0626-1750	EX-250-XX or EX-250-B-XX	1/4"	Male	XX = 3, 4, 6, 8 or 12	0.626	15.9	1.750	44.5
NCEBXXF-S0500-0875	EX-255-XX or EX-255-B-XX	1/4"	Female	XX = 2, 3, 4, 6, 8, 10 or 12	0.500	12.7	0.875	22.2
NCEBXXF-S0500-1000	EX-255-XX or EX-255-B-XX	1/4"	Female	XX = 2, 3, 4, 6, 8, 10 or 12	0.500	12.7	1.000	25.4
NCEBXXF-S0500-1750	EX-255-XX or EX-255-B-XX	1/4"	Female	XX = 2, 3, 4, 6, 8, 10 or 12	0.500	12.7	1.750	44.5
NCEBXXF-S0563-1000	EX-255-XX or EX-255-B-XX	1/4"	Female	XX = 2, 3, 4, 6, 8, 10 or 12	0.563	14.3	1.000	25.4
NCEBXXF-S0626-1000	EX-255-XX or EX-255-B-XX	1/4"	Female	XX = 2, 3, 4, 6, 8, 10 or 12	0.626	15.9	1.000	25.4
NCEBXXF-S0626-1750	EX-255-XX or EX-255-B-XX	1/4"	Female	XX = 2, 3, 4, 6, 8, 10 or 12	0.626	15.9	1.750	44.5
NCEJXXM-S0625-1250	EX-370-XX or EX-370-B-XX	1/4"	Male	XX = 4, 6, 8 or 10	0.625	15.9	1.250	31.8
NCEJXXM-S0752-0875	EX-370-XX or EX-370-B-XX	1/4"	Male	XX = 4, 6, 8 or 10	0.752	19.1	0.875	22.2
NCEJXXM-S0752-1252	EX-370-XX or EX-370-B-XX	1/4"	Male	XX = 4, 6, 8 or 10	0.752	19.1	1.252	31.8
NCEJXXM-S0752-1500	EX-370-XX or EX-370-B-XX	1/4"	Male	XX = 4, 6, 8 or 10	0.752	19.1	1.500	38.1
NCEJXXM-S0752-2000	EX-370-XX or EX-370-B-XX	1/4"	Male	XX = 4, 6, 8 or 10	0.752	19.1	2.000	50.8
NCEJXXM-S0813-0875	EX-370-XX or EX-370-B-XX	1/4"	Male	XX = 4, 6, 8 or 10	0.813	20.7	0.875	22.2
NCEJXXM-S0813-1500	EX-370-XX or EX-370-B-XX	1/4"	Male	XX = 4, 6, 8 or 10	0.813	20.7	1.500	38.1
NCEJXXM-S0813-2000	EX-370-XX or EX-370-B-XX	1/4"	Male	XX = 4, 6, 8 or 10	0.813	20.7	2.000	50.8
NCEJXXM-S0813-3500	EX-370-XX or EX-370-B-XX	1/4"	Male	XX = 4, 6, 8 or 10	0.813	20.7	3.500	88.9
NCEJXXM-S0875-1500	EX-370-XX or EX-370-B-XX	1/4"	Male	XX = 4, 6, 8 or 10	0.875	22.2	1.500	38.1
NCEJXXM-S0875-2000	EX-370-XX or EX-370-B-XX	1/4"	Male	XX = 4, 6, 8 or 10	0.875	22.2	2.000	50.8
NCEKXXM-S0625-1250	EX-371-XX or EX-371-B-XX	7/16"	Male	XX = 6, 8 or 10	0.625	15.9	1.250	31.8
NCEKXXM-S0752-0875	EX-371-XX or EX-371-B-XX	7/16"	Male	XX = 6, 8 or 10	0.752	19.1	0.875	22.2
NCEKXXM-S0752-1252	EX-371-XX or EX-371-B-XX	7/16"	Male	XX = 6, 8 or 10	0.752	19.1	1.252	31.8
NCEKXXM-S0752-1500	EX-371-XX or EX-371-B-XX	7/16"	Male	XX = 6, 8 or 10	0.752	19.1	1.500	38.1
NCEKXXM-S0752-2000	EX-371-XX or EX-371-B-XX	7/16"	Male	XX = 6, 8 or 10	0.752	19.1	2.000	50.8
NCEKXXM-S0813-0875	EX-371-XX or EX-371-B-XX	7/16"	Male	XX = 6, 8 or 10	0.813	20.7	0.875	22.2
NCEKXXM-S0813-1500	EX-371-XX or EX-371-B-XX	7/16"	Male	XX = 6, 8 or 10	0.813	20.7	1.500	38.1
NCEKXXM-S0813-2000	EX-371-XX or EX-371-B-XX	7/16"	Male	XX = 6, 8 or 10	0.813	20.7	2.000	50.8
NCEKXXM-S0813-3500	EX-371-XX or EX-371-B-XX	7/16"	Male	XX = 6, 8 or 10	0.813	20.7	3.500	88.9
NCEKXXM-S0875-1500	EX-371-XX or EX-371-B-XX	7/16"	Male	XX = 6, 8 or 10	0.875	22.2	1.500	38.1
NCEKXXM-S0875-2000	EX-371-XX or EX-371-B-XX	7/16"	Male	XX = 6, 8 or 10	0.875	22.2	2.000	50.8
NCEMXXF-S0625-1250	EX-376-XX or EX-376-B-XX	3/8"	Female	XX = 3, 4, 5, 6, 8, 10, 12, 15 or 18	0.625	15.9	1.250	31.8
NCEMXXF-S0752-0875	EX-376-XX or EX-376-B-XX	3/8"	Female	XX = 3, 4, 5, 6, 8, 10, 12, 15 or 18	0.752	19.1	0.875	22.2
NCEMXXF-S0752-1252	EX-376-XX or EX-376-B-XX	3/8"	Female	XX = 3, 4, 5, 6, 8, 10, 12, 15 or 18	0.752	19.1	1.252	31.8
NCEMXXF-S0752-1500	EX-376-XX or EX-376-B-XX	3/8"	Female	XX = 3, 4, 5, 6, 8, 10, 12, 15 or 18	0.752	19.1	1.500	38.1
NCEMXXF-S0752-2000	EX-376-XX or EX-376-B-XX	3/8"	Female	XX = 3, 4, 5, 6, 8, 10, 12, 15 or 18	0.752	19.1	2.000	50.8
NCEMXXF-S0813-0875	EX-376-XX or EX-376-B-XX	3/8"	Female	XX = 3, 4, 5, 6, 8, 10, 12, 15 or 18	0.813	20.7	0.875	22.2
NCEMXXF-S0813-1500	EX-376-XX or EX-376-B-XX	3/8"	Female	XX = 3, 4, 5, 6, 8, 10, 12, 15 or 18	0.813	20.7	1.500	38.1
NCEMXXF-S0813-2000	EX-376-XX or EX-376-B-XX	3/8"	Female	XX = 3, 4, 5, 6, 8, 10, 12, 15 or 18	0.813	20.7	2.000	50.8
NCEMXXF-S0813-3500	EX-376-XX or EX-376-B-XX	3/8"	Female	XX = 3, 4, 5, 6, 8, 10, 12, 15 or 18	0.813	20.7	3.500	88.9
NCEMXXF-S0875-1500	EX-376-XX or EX-376-B-XX	3/8"	Female	XX = 3, 4, 5, 6, 8, 10, 12, 15 or 18	0.875	22.2	1.500	38.1
NCEMXXF-S0875-2000	EX-376-XX or EX-376-B-XX	3/8"	Female	XX = 3, 4, 5, 6, 8, 10, 12, 15 or 18	0.875	22.2	2.000	50.8
NCEUXXF-S0938-1500	EX-508-XX or EX-508-B-XX	1/2"	Female	XX = 3, 4, 5, 6, 8, 10, 12, 15 or 18	0.938	23.8	1.500	38.1
NCEUXXF-S0938-2250	EX-508-XX or EX-508-B-XX	1/2"	Female	XX = 3, 4, 5, 6, 8, 10, 12, 15 or 18	0.938	23.8	2.250	57.2
NCEUXXF-S0938-3250	EX-508-XX or EX-508-B-XX	1/2"	Female	XX = 3, 4, 5, 6, 8, 10, 12, 15 or 18	0.938	23.8	3.250	82.6
NCEUXXF-S1000-1500	EX-508-XX or EX-508-B-XX	1/2"	Female	XX = 3, 4, 5, 6, 8, 10, 12, 15 or 18	1.000	25.4	1.500	38.1
NCEUXXF-S1126-1500	EX-508-XX or EX-508-B-XX	1/2"	Female	XX = 3, 4, 5, 6, 8, 10, 12, 15 or 18	1.126	28.6	1.500	38.1
NCEUXXF-S1126-2250	EX-508-XX or EX-508-B-XX	1/2"	Female	XX = 3, 4, 5, 6, 8, 10, 12, 15 or 18	1.126	28.6	2.250	57.2

\* XX suffix on Extension P/N is a whole number indicating the length in inches of the extension.  
 In some cases this designation is left off of the end of the extension P/N indicating that it is the shortest length capable of being manufactured.  
 For Extension lengths shorter than those listed, a Socket Only cover would be used.

## Free-Spin Cover Installation Tool

Installation tool ensures proper positioning of the retaining ring on extensions with male drive end.

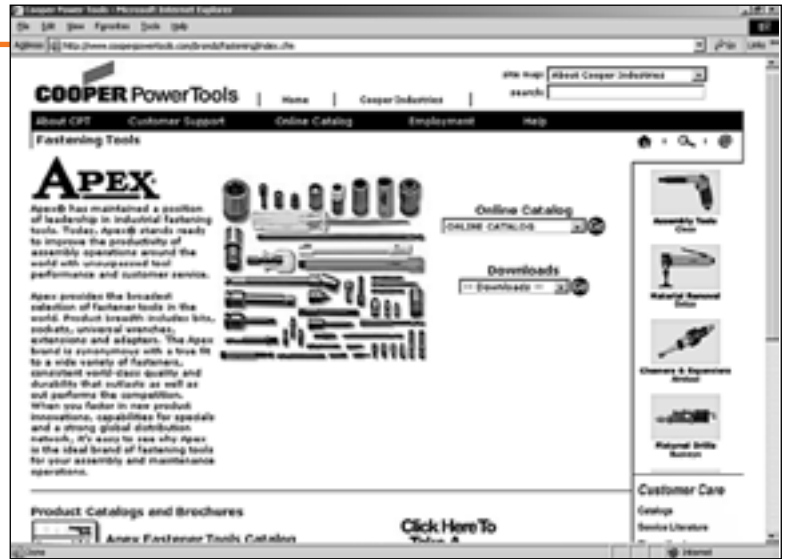
Part Number	Used on Covers with Part # Prefix
543805	NCEA, NCEJ, NCEK



## ***Don't see what you need?***

This catalog contains 3,000+ of the most frequently requested bits, sockets and fastening accessories. Our entire active offering approaches 10,000 sellable part numbers. If the tool you need does not appear in this catalog, give us a call. The odds are, we may have what you need as a non-catalog item. If not, our experienced staff of tooling experts can design and manufacture "specials" to meet the needs of your specific applications.

This flexibility has helped make Apex the only manufacturer which is a market and technology leader in all of the following industrial product categories: Bits & Bit Holders, Impact Sockets, Extensions and Universal Wrenches.



## ***Get a quote on-line fast!***

You can even specify custom tooling on-line fast! Specification sheets for bits, sockets, extensions and

universal joints are available on-line. Just complete the appropriate easy to use form and submit your request. You'll receive a rapid response from one of our experienced staff of tooling experts.



Easy to complete forms are available on-line at our website [www.apex-tools.com](http://www.apex-tools.com).

***If the tool you need does not appear in this catalog, give us a call. The odds are, we may have what you need as a non-catalog item. If not, our experienced staff of tooling experts can design and manufacture "specials" to meet the needs of your specific applications.***



# Apex® Has A Wide Selection Of Custom Designed Anti-Mar Covers.



## Over Half A Century Of Quality In Every Design

For many years Apex has been producing protective covers for our quality products. Each was custom designed by our staff of engineers to work in a specific application. Over time we have developed a vast library of designs that work not only for their original applications but may also be a solution for one of your applications.



Our covered product designs include sockets, sockets and extensions, bits and bit holders, nutsetters and many more.

Each design was developed with one or more of the following unique features and capabilities:

- Free-spinning covers which allow the tool to rotate independently of the cover for improved protection of sensitive surfaces.
- Spring-loaded covers which retract when engaging the fastener.
- Embedded magnets in covers increase holding force on fastener.
- Single-piece construction to reduce material interfaces.
- Press fit/non-free-spinning for reduced envelope size in tight clearance applications.

Apex recognizes the need in assembly operations for the protection of painted or finished surfaces. We can coat just about any Apex bit or socket with a protective nylon sleeve. Shown above are some recently manufactured solutions with a brief description of the application.

**1. Pick-up Truck Tailgate to Bed**  
Torx® T-50 Bit with magnets within the sleeve to secure fastener. **WJ-1506-T50**

**2. Sun Visor Installation**  
Phillips bit used with magnetic bit holder. Nylon sleeve reduces headliner and visor damage. **SD-5241-A**

**3. Lug Nut Assembly**  
Magnetic 19MM socket has nylon coating to protect chrome plated and polished aluminum wheels. **HGSFNC-3028**

**4. Antenna Driver**  
Four-prong antenna bezel nutdriver with nylon sleeve to reduce damage to painted surface. **BZCNC-30, -31**

**5. Spare Tire Wing Nut Assembly**  
All nylon socket to install low torque wing nut. **WJ-1405**

**6. Painted Door Assembly**  
Only the nutsetter spins within the nylon sleeve, eliminating any mark on surface around the fastener. Nylon sleeve also protects adjacent painted door surface. **MNC6N-08-10M-4**

## How to use this guide:

1. Scan the desired category of product for Assembly Part Numbers that meet your criteria using chart to explain abbreviations.
2. Contact your local Apex representative to confirm suitability and provide pricing.
3. Fill out either the Bit Worksheet or the Socket Quotation Worksheet located in the back of this brochure and fax to your local Apex representative, if your requirements dictate a product not found in the tables that follow.

<b>*Features</b>	<b>EM</b> Embedded Magnets	<b>FT</b> Flush to Tip	<b>R</b> Rare Earth Magnet	<b>SF</b> Surface Drive
<b>Abbreviations</b>	<b>ER</b> Embedded Rare Earth Magnets	<b>LC</b> Limited Clearance	<b>RE</b> Retractable / Finder Sleeve	<b>SM</b> Strip Magnet
<b>B</b> Bolt Clearance	<b>ET</b> Exposed Tip	<b>M</b> Magnetic	<b>RNT</b> Removable Nylon Tip	<b>TD</b> Turned OD
<b>DM</b> Donut Magnet	<b>FL</b> Fast Lead	<b>P</b> Pinned	<b>RT</b> Recessed Tip	<b>U</b> Universal (Swivel)
<b>EC</b> Extension Cover Only	<b>FS</b> Free Spinning	<b>PC</b> Partially Covered	<b>SB</b> Shallow Broach	
		<b>PF</b> Press Fit		

## Covered Power Bit Complete Assemblies *(Includes Tool and Anti-Mar Cover)*

Complete Assembly Ordering Number	Bit				Cover Features*
	Type	Drive Size	Pt. Size	Length (in.)	
SD-5211	Phillips	1/4	2	1 15/16	ET PF
SD-4462-3	Phillips	1/4	3	3.5	RE RT RNT
SD-5349	Phillips	1/4	3	3.5	RE RT (for 0.41" dia fastener head)
SD-5346-K	Torx	7/16	45	3.5	RE RT (for 0.56" dia fastener head)
SD-5346-N	Torx	7/16	45	3.5	RE RT (for 0.66" dia fastener head)
SD-5370	Torx	7/16	50	3.5	PF RT (for 1.12" dia fastener head)
SD-5362	Hex	1/4	5 mm	4	PF R
SD-5362-6	Hex	1/4	5 mm	6	PF RT

## Covered Insert Bit & Bit Holder Complete Assemblies *(Includes Tool and Anti-Mar Cover)*

Complete Assembly Ordering Number	Holder					Bit					Cover Features*
	Drive Size	Drive Type	Sex	Length (in.)	Features*	Type	Drive Size	Pt. Size	Length (in.)	Features*	
SD-5306	1/4	Hex	M	2 31/32	M	Phillips	1/4	1	1	LC	EM FS RT
SD-5323	1/4	Hex	M	6	M	Torx	1/4	30	1		EM FS RT
SD-5346-O	1/4	Hex	M	2 31/32	M	Torx	1/4	40	1		RE FS RT

## Covered Nutsetter Complete Assemblies *(Includes Tool and Anti-Mar Cover)*

Complete Assembly Ordering Number	Nutsetter						Cover Features*
	Drive Size	Drive Type	Opening Size	Opening Type	Length (in.)	Features*	
MNC6N-08-10M-4	1/4	Hex	8 mm	Hex	4	M	FS FT
MNC6N-08-10M-6	1/4	Hex	8 mm	Hex	6	M	FS FT
SMNC6B-08-10M-4	1/4	Hex	8 mm	Hex	4	SM	FS FT
SMNC6B-08-10M-6	1/4	Hex	8 mm	Hex	6	SM	FS FT
SMNC6B-08-10M-9	1/4	Hex	8 mm	Hex	9	SM	FS FT
VMNC-56-10MM	1/4	Hex	10 mm	Hex	2.54		RT PF

## Covered Socket Complete Assemblies *(Includes Tool and Anti-Mar Cover)*

Complete Assembly Ordering Number	Socket						Cover Features*
	Drive Size	Drive Type	Opening Size**	Opening Type	Length (in.)	Features*	
MRNC-5.5MME1	1/4	Square	5.5	Hex	0.938	M R	FT PF
MRNC-7MME1	1/4	Square	7	Hex	0.875	M R	FT PF
RMBNC-7MM21	1/4	Square	7	Hex	1.75	R B	FT PF
RMBNC-10MM21	1/4	Square	10	Hex	1.75	R B	FT PF
MNC-10MM11	1/4	Square	10	Hex	1	M	FT PF
VANC-229-10MM	1/4	Square	10	Hex	1.75	M B	FT PF
MRHCNC-22612	3/8	Square	3/8	Hex	1.25	M R TD	RT PF PC
HCNC-22512	3/8	Square	3/8	Hex	1.5	TD SB	FT PF PC
HCNC-13014	3/8	Square	7/16	Hex	1.5	TD SB	FT PF PC
HCNC-13414	3/8	Square	7/16	Hex	1.5	TD	FT PF PC
HCNC-20918	3/8	Square	9/16	Hex	3.5		FT PF PC
BZCNC-30	3/8	Square	3/4	Bezel	1.5	4 lugs	ET PF PC
HCNC-2424	3/8	Square	3/4	Dbl. Hex	0.89	stepped	FT PF PC
BZCNC-31	3/8	Square	69/94	Bezel	1.5	4 lugs	ET PF PC
HCNC-1130-D	3/8	Square	15/16	Dbl. Hex	1.25	stepped	FT PF PC
MVCNC-53-7MM	3/8	Square	7	Hex	2	M	FT PF

Continued on next page.

\*\*Fractions represent inches. Integers represent metric (mm).

**\*Features**

**Abbreviations**

**B** Bolt Clearance  
**DM** Donut Magnet

**EC** Extension Cover Only  
**EM** Embedded Magnets  
**ER** Embedded Rare Earth Magnets  
**ET** Exposed Tip

**FL** Fast Lead  
**FS** Free Spinning  
**FT** Flush to Tip  
**LC** Limited Clearance  
**M** Magnetic

**P** Pinned  
**PC** Partially Covered  
**PF** Press Fit  
**R** Rare Earth Magnet  
**RE** Retractable / Finder

Sleeve  
**RNT** Removable Nylon Tip  
**RT** Recessed Tip  
**SB** Shallow Broach  
**SF** Surface Drive

**SM** Strip Magnet  
**TD** Turned OD  
**U** Universal (Swivel)

**Covered Socket with Extension Complete Assemblies** *(Includes Tool and Anti-Mar Cover)*

Complete Assembly Ordering Number	Socket						Cover Features*
	Drive Size	Drive Type	Opening Size**	Opening Type	Length (in.)	Features*	
MNC-8MM23	3/8	Square	8	Hex	2	M	RT PF PC
MBVCNC-707-10MM	3/8	Square	10	Hex	2	M B	RT PF PC
MBVCNC-731-10MM	3/8	Square	10	Hex	2	M B TD	FT PF PC
MBVCNC-733-10MM	3/8	Square	10	Hex	2	M B TD	RT PF PC
MBVCNC-781-10MM	3/8	Square	10	Hex	2	M B TD	FT PF PC
MBVCNC-795-10MM	3/8	Square	10	Hex	2	M B	RT PF PC
MVCNC-734-10MM	3/8	Square	10	Hex	2	M	FT PF
RMBNC-10MM23	3/8	Square	10	Hex	2	R B	FT PF
VCNC-736-10MM	3/8	Square	10	Hex	1.25		RT PF
VCNC-790-10MM	3/8	Square	10	Hex	1.25	TD	RT PF PC
VCSFNC-789-10MM	3/8	Square	10	Hex	3.5	SF TD	FT PF
VCNC-791-10MM-D	3/8	Square	10	Dbl. Hex	1.25		RT PF PC
VCNC-792-10MM-D	3/8	Square	10	Dbl. Hex	2		RT PF PC
MVC-610-13MM	3/8	Square	13	Hex	1.5	M SF	RT PF PC
VCNC-631-13MM	3/8	Square	13	Hex	1.5		RT PF
MBVCNC-634-13MM	3/8	Square	13	Hex	2	M B	RT PF PC
VCNC-667-13MM	3/8	Square	13	Hex	3.5		RT PF PC
VCSFNC-633-13MM	3/8	Square	13	Hex	2.6	SF	RT PF PC
VCNC-69-24MM	3/8	Square	24	Hex	1.5		RT PF PC
MBVENC-104-13MM	1/2	Square	13	Hex	2.25	M B	FT PF
MNC-17MM55	1/2	Square	17	Hex	3.25	M	FT PF
SMVENC-105-18MM	1/2	Square	18	Hex	1.5	SM	FT PF
VESFNC-153-19MM	1/2	Square	19	Hex	3.25	SF	FT PF
VESFNC-105-21MM	1/2	Square	21	Hex	1.5	SF	FT PF
HFSF-14424	5/8	Square	3/4	Hex	1.914	SF	RT PF PC
VFSFNC-118-19MM	5/8	Square	19	Hex	1.875	SF TD	RT PF PC
MBVFNC-117-19MM	5/8	Square	19	Hex	3.5	M B SF TD	RT PF PC
VFSFNC-103-19MM	5/8	Square	19	Hex	3.5	SF TD	RT PF PC
VFSFNC-110-19MM	5/8	Square	19	Hex	3.5	SF TD	RT PF PC
VFSFNC-111-19MM	5/8	Square	19	Hex	3.5	SF TD	RT PF PC
VFSFNC-112-19MM	5/8	Square	19	Hex	3.5	SF TD	RT PF PC
MVFNC-99-19MM	5/8	Square	19	Hex	3.545		RT PF PC ER
MRVFSFNC-115-19MM	5/8	Square	19	Hex	3.75	M R SF TD	RT PF PC
MBRVFNC-116-19MM	5/8	Square	19	Hex	4.5	M B R	RT PF PC
MBRVFSFNC-119-19MM	5/8	Square	19	Hex	4.5	M B R SF	RT PF PC
RMBRVFNC-114-19MM	5/8	Square	19	Hex	4.5	M R	RT PF PC
MRMBVFSFNC-20-21MM	5/8	Square	21	Hex	3	M R SF	RT PF PC
MRVFSFNC-18-21MM	5/8	Square	21	Hex	3	M R SF	RT PF PC
RMBVFSFNC-18-21MM	5/8	Square	21	Hex	3	M B R SF	RT PF PC
HGSF-13824-A	3/4	Square	3/4	Hex	3.125	SF	RT PF PC
HGSFNC-14524	3/4	Square	3/4	Hex	4	SF	RT PF PC
MHGNC-14624	3/4	Square	3/4	Hex	4	M TD	RT PF PC
HGSFNC-3028	3/4	Square	7/8	Hex	4	SF	RT PF PC
VGNC-105-17MM	3/4	Square	17	Hex	2.375	TD	RT PF PC
VGNC-108-17MM	3/4	Square	17	Hex	3.25	TD	RT PF PC
VGSFNC-109-17MM	3/4	Square	17	Hex	4	SF TD	RT PF PC
VGNC-28-19MM	3/4	Square	19	Hex	2.375	TD	RT PF PC
VGSFNC-34-19MM	3/4	Square	19	Hex	3.25	SF TD	RT PF PC
VGSFNC-56-21MM	3/4	Square	21	Hex	4	SF TD	RT PF PC
RMBVGSFNC-53-21MM	3/4	Square	21	Hex	4.5	M B R SF	RT PF PC
VGSFNC-55-21MM	3/4	Square	21	Hex	6	SF	RT PF
VGFLNC-40-22MM	3/4	Square	22	Hex	2.5	FL	RT PF PC
VGSFNC-40-22MM	3/4	Square	22	Hex	2.5	SF	RT PF PC
MBRVGNC-34-22MM	3/4	Square	22	Hex	4	M B R	RT PF PC
RMBRVGSFNC-38-22MM	3/4	Square	22	Hex	4	M B R SF	RT PF PC
VGSFNC-39-22MM	3/4	Square	22	Hex	4	SF TD	RT PF PC

<b>*Features</b>	<b>EC</b> Extension Cover Only	<b>FL</b> Fast Lead	<b>P</b> Pinned	Sleeve	<b>SM</b> Strip Magnet
<b>Abbreviations</b>	<b>EM</b> Embedded Magnets	<b>FS</b> Free Spinning	<b>PC</b> Partially Covered	<b>RNT</b> Removable Nylon Tip	<b>TD</b> Turned OD
<b>B</b> Bolt Clearance	<b>ER</b> Embedded Rare Earth Magnets	<b>FT</b> Flush to Tip	<b>PF</b> Press Fit	<b>RT</b> Recessed Tip	<b>U</b> Universal (Swivel)
<b>DM</b> Donut Magnet	<b>ET</b> Exposed Tip	<b>LC</b> Limited Clearance	<b>R</b> Rare Earth Magnet	<b>SB</b> Shallow Broach	
		<b>M</b> Magnetic	<b>RE</b> Retractable / Finder	<b>SF</b> Surface Drive	

### Covered Socket Complete Assemblies – continued *(Includes Tool and Anti-Mar Cover)*

Complete Assembly Ordering Number	Extension				Socket				Cover Features*
	Drive Size	Drive Type	Sex	Length (in.)	Opening Size	Opening Type	Length (in.)	Features*	
MBVANC-85-8MM	1/4	Square	F	3	8	Hex	1.75	M B	FS
MVMNC-8-7MM	1/4	Hex	M	6	7	Hex	0.875	M	FS
MRVMNC-9-7MM	1/4	Hex	M	8	7	Hex	0.875	R	FS
MVMNC-9-7MM	1/4	Hex	M	8	7	Hex	0.875	M	FS
MVMNC-61-10MM	1/4	Hex	M	1.625	10	Hex	1.25	M	FS
MRSFVMNC-58-10MM	1/4	Hex	M	3	10	Hex	1.75	R SF	FS
MVMSFNC-62-10MM	1/4	Hex	M	4	10	Hex	1.75	M SF	FS
MBVMNC-63-10MM	1/4	Hex	M	6	10	Hex	1.75	M B	FS
MBVMNC-65-10MM	1/4	Hex	M	6	10	Hex	2	M B	FS
MVMNC-60-10MM	1/4	Hex	M	6	10	Hex	1	M	FS
MVMSFNC-60-10MM	1/4	Hex	M	6	10	Hex	1	M SF	FS
SMVMNC-65-10MM	1/4	Hex	M	6	10	Hex	2	SM	FS
VMNC-70-10MM	1/4	Hex	M	6	10	Hex	1.75		FS
MBVMNC-64-10MM	1/4	Hex	M	8	10	Hex	1.75	M B	FS
VMNC-6-13MM	1/4	Hex	M	1.625	13	Hex	2		FS
MBVMNC-5-13MM	1/4	Hex	M	2	13	Hex	3.5	M B	FS
MVMNC-1-15MM	1/4	Hex	M	1.625	15	Hex	2	M	FS
VMNC-2-15MM	1/4	Hex	M	1.625	15	Hex	2		FS
VMNC-1-16MM	1/4	Hex	M	1.625	16	Hex	2		FS
VMNC-2-19MM	1/4	Hex	M	1.625	19	Hex	2		FS
VMNC-1-21MM	1/4	Hex	M	2	21	Hex	1.5		FS
VCNC-248-8MM	3/8	Square	F	3	8	Hex	1.25	M	FS
MVCNC-752-10MM	3/8	Square	F	2	10	Hex	1.25	M	FS
MBVCNC-754-10MM	3/8	Square	F	3	10	Hex	2	M B	FS
MRSFVCNC741-10M-NU	3/8	Square	F	3	10	Hex	1.75	R SF	FS
MRVCSFNC-724-10MM	3/8	Square	F	3	10	Hex	2	R SF	FS
MVCNC-710-10MM	3/8	Square	F	3	10	Hex	1.25	M	FS
MVCNC-750-10MM	3/8	Square	F	3	10	Hex	1.25	M	FS
VCNC-751-10MM	3/8	Square	F	3	10	Hex	1.25		FS
MBVCNC-747-10MM	3/8	Square	F	4	10	Hex	3.5	M B	FS
MBVCNC-762-10MM	3/8	Square	F	4	10	Hex	2	M B	FS
MVCNC-748-10MM	3/8	Square	F	4	10	Hex	1.25	M	FS
MVCNC-755-10MM	3/8	Square	F	4	10	Hex	1.25	M	FS
VCNC-758-10MM	3/8	Square	F	4	10	Hex	0.875	M	FS
RMBVCNC-728-10MM	3/8	Square	F	5	10	Hex	2	R B	FS
MVCNC-702-10MM	3/8	Square	F	6	10	Hex	1.25	M	FS
MVCNC-702-10MM-NA	3/8	Square	F	6	10	Hex	1.25	M	FS
MVCNC-702-10MM-NU	3/8	Square	F	6	10	Hex	1.25	M	FS
MVCNC-746-10MM	3/8	Square	F	6	10	Hex	1.25	M	FS
SMVCNC-764-10MM	3/8	Square	F	6	10	Hex	2	SM	FS
MBVCNC-745-10MM	3/8	Square	F	8	10	Hex	3.5	M B	FS
MVCNC-756-10MM	3/8	Square	F	8	10	Hex	1.25	M	FS
MVCNC-759-10MM	3/8	Square	F	10	10	Hex	0.875	M	FS
RMBVCNC-727-10MM	3/8	Square	F	10	10	Hex	2	R B	FS
MBVCNC-749-10MM	3/8	Square	F	12	10	Hex	3.5	M B	FS
MVCNC-766-10MM	3/8	Square	F	12	10	Hex	2	M	FS
SMVCNC-765-10MM	3/8	Square	F	12	10	Hex	2	SM	FS
VCNC-757-10MM	3/8	Square	F	12	10	Hex	1.25		FS
MBSFVCNC-653-13MM	3/8	Square	F	12	13	Hex	2	M B SF	FS
MBVCNC-647-13MM	3/8	Square	F	2	13	Hex	3.5	M B	FS
MBVCNC-645-13MM	3/8	Square	F	3	13	Hex	3.5	M B	FS
MVCNC-648-13MM	3/8	Square	F	3	13	Hex	1.5	M	FS
SMVCSFNCNU-624-13M	3/8	Square	F	3	13	Hex	1.5	RE SM SF	FS
MBVCNC-651-13MM	3/8	Square	F	4	13	Hex	2	M B	FS
MBVCNC-644-13MM	3/8	Square	F	6	13	Hex	3.5	M B	FS
MRVCNC-628-13MM-NU	3/8	Square	F	6	13	Hex	1.5	R	FS
MRVCNC-662-13MM-NA	3/8	Square	F	6	13	Hex	1.5	R	FS
MSFVCNC-652-13MM	3/8	Square	F	6	13	Hex	2	M SF	FS

\*\*Fractions represent inches. Integers represent metric (mm).

**\*Features**

**Abbreviations**

**B** Bolt Clearance  
**DM** Donut Magnet

**EC** Extension Cover Only  
**EM** Embedded Magnets  
**ER** Embedded Rare Earth Magnets  
**ET** Exposed Tip

**FL** Fast Lead  
**FS** Free Spinning  
**FT** Flush to Tip  
**LC** Limited Clearance  
**M** Magnetic

**P** Pinned  
**PC** Partially Covered  
**PF** Press Fit  
**R** Rare Earth Magnet  
**RE** Retractable / Finder

Sleeve  
**RNT** Removable Nylon Tip  
**RT** Recessed Tip  
**SB** Shallow Broach  
**SF** Surface Drive

**SM** Strip Magnet  
**TD** Turned OD  
**U** Universal (Swivel)

**Covered Socket with Extension Complete Assemblies – continued** *(Includes Tool and Anti-Mar Cover)*

Complete Assembly Ordering Number	Extension				Socket				Cover Features*
	Drive Size	Drive Type	Sex	Length (in.)	Opening Size	Opening Type	Length (in.)	Features*	
MVCNC-649-13MM	3/8	Square	F	6	13	Hex	2	M	FS
MVCNCNU-625-13MM	3/8	Square	F	6	13	Hex	1.5	M	FS
MBVCNC-652-13MM	3/8	Square	F	8	13	Hex	2	M B	FS
SMSFVCNC637-13M-NU	3/8	Square	F	8	13	Hex	2	SM SF	FS
MBVCNC-654-13MM	3/8	Square	F	10	13	Hex	2	M B	FS
MVCNC-646-13MM	3/8	Square	F	10	13	Hex	1.5	M	FS
MBVCNC-653-13MM	3/8	Square	F	12	13	Hex	2	M B	FS
MVCNC-650-13MM	3/8	Square	F	12	13	Hex	1.5	M	FS
VCNC-653-13MM	3/8	Square	F	12	13	Hex	2		FS
VCNC-239-14MM	3/8	Square	F	10	14	Hex	2		FS
MBVCNC-135-15MM	3/8	Square	F	6	15	Hex	2	M B	FS
VCSFNC-132-15MM-NA	3/8	Square	F	12	15	Hex	1.5	SF	FS
DMVCSFNC-623-13MM	7/16	Square	F	3	13	Hex	1	DM SF	RE
MBVNNC-1-13MM	7/16	Hex	M	8	13	Hex	2	M B	FS
MRVNNC-1-15MM	7/16	Hex	M	6	15	Hex	3.25	R	FS
MVENC-1-7MM	1/2	Square	F	1.5	7	Hex	1.25	M	FS
MVENC-143-10MM	1/2	Square	F	1.5	10	Hex	1.25	M	FS
MBRVENC-108-18MM	1/2	Square	F	8	18	Hex	2.25	R B	FS
MRVENC-101-18MM	1/2	Square	F	20	18	Hex	1.5	R SF	FS

**Covered Socket with Extension & Adapter Complete Assemblies** *(Includes Tool and Anti-Mar Cover)*

Complete Assembly Ordering Number	Adapter				Extension				Socket			Adapter Features*	Socket Features*	Cover Features*
	Drive Size	Drive Type	Sex	Length (in.)	Drive Size	Drive Type	Sex	Length (in.)	Opening Size**	Opening Type	Length (in.)			
MRVANC-97-7MM	1/4	Square	F	1.5	1/4	Hex	M	6	7	Hex	0.875	QR	R	FS
MVCNC-760-10MM	3/8	Square	F	1.75	1/4	Hex	M	6	10	Hex	1	QR	M	FS
MBVCNC-763-10MM	3/8	Square	F	2	7/16	Hex	M	8	10	Hex	2	QR	B, M	FS
MVCNC-761-10MM	3/8	Square	F	2	7/16	Hex	M	8	10	Hex	1.25	QR	M	FS
VCNC-761-10MM	3/8	Square	F	2	7/16	Hex	M	8	10	Hex	1.25	QR		FS
RCSFNC-1314-9	3/8	Square	F	1.5	1/4	Hex	M	9	7/16	Hex	1.062	P	U, SF	EC, FS
RMSFNC-214-9	-	-	-	-	1/4	Hex	M	9	7/16	Hex	1.062	P	U, SF	EC, FS
RCNC-2616-9	3/8	Square	F	1.5	1/4	Hex	M	9	1/2	Hex	1	P	U	EC, FS
RCSFNC-2816-9	3/8	Square	F	1.5	1/4	Hex	M	9	1/2	Hex	1.062	P	U, SF	EC, FS

\*\*Fractions represent inches. Integers represent metric (mm).

If you have an assembly application that requires special protection, simply fill out the appropriate attached “Quotation Worksheet” and fax it to your Apex Representative. Indicate that a nylon coating is needed. Or, you can visit our website at [www.apex-tools.com](http://www.apex-tools.com) and submit a “Quotation Worksheet” electronically. Either way, a quote will be generated promptly.

If you need more information or would like to have an Apex Representative contact you, please call Customer Service toll free at 1-800-845-5629.



## **Does Apex offer sockets for the installation of grease fittings?**

Specially designed Apex sockets are the easy way to install or remove grease fittings.

(See page 83)



## **What's the real advantage of using socket adapters?**

Socket adapters are an easy and economical solution for applications that require several different nut sizes.


(See page 85)



## **Does Apex offer tap holding sockets?**

Apex offers a wide variety of tap holding adapters. These adapters allow you to easily convert your power tool into a tap drill.

(See page 83)



## **What's the advantage of a male hex drive socket?**

A male hex drive socket lets you quickly accommodate a different nut size without pulling the primary socket off the power tool.

(See page 85)



## Reversible Sockets for SAE Hex Head Sheet Metal Screws



### Standard

Part Number	Hex Size	Overall Length	Outside Diameter	Roll Pin Part Number
SW-350	1/4	9/16	3/8	21-S-078-0375
SH-402	13/16	3/4	13/16	21-S-078-0750

### Magnetic

Part Number	Hex Size	Overall Length	Outside Diameter	Spring Pin Part Number
MSW-350	1/4	31/32	3/8	21-S-078-0375
MSW-90	1/4	31/32	7/16	21-S-078-0437
MSW-90-B	1/4	31/32	7/16	21-S-078-0437
MSW-984	5/16	31/32	9/16	21-S-078-0562
MSW-984-B	5/16	31/32	9/16	21-S-078-0562
MSH-400	3/8	1 1/8	11/16	21-S-078-0687

\*Tapered Ends

## Shanks for Reversible Sockets



Part Number	Male Hex Power Drive	Male Hex Size	Overall Length	
SH-629	1/4	1/4	2	
SH-629-P	1/4	1/4	2	Pin Lock
SH-629-5	1/4	1/4	5	
SH-629-6	1/4	1/4	6	
SH-57	1/4	1/4	2	Full Length Hex
SH-57-3	1/4	1/4	3	Full Length Hex
SH-57-4	1/4	1/4	4	Full Length Hex
SH-57-6	1/4	1/4	6	Full Length Hex
SH-57-8	1/4	1/4	8	Full Length Hex
SH-59	1/4	5/16	2	
SH-59-3	1/4	5/16	3	
SH-59-4	1/4	5/16	4	
SH-59-6	1/4	5/16	6	
SH-412	1/4	3/8	2	
SH-414	1/4	1/2	2	
SH-404	7/16	3/8	2	

## Valve Stem Drivers

### 1/4" Male Hex Drive

Part Number	Slot Size	Overall Length In.	Overall Length mm	Body Diameter In.	Body Diameter mm
SD-5197	0.09"	1.68	42.67	0.181	4.6
SD-5187	0.109"	2.5	63.50	0.176	4.5

## Tap Holding Sockets

### Male Hex Drive, SAE



(Tap not included)

Part Number	Tap Size	Male Hex	Socket Length In.	Socket Length mm	Socket Diameter In.	Socket Diameter mm
SJ-935-1/4	1/4	7/16	15/16	24	5/8	16
SJ-935-5/16	5/16	1/2	15/16	24	5/8	16
SJ-935-3/8 FS	3/8	9/16	1	25	21/32	17
SJ-935-7/16	7/16	5/8	1	25	3/4	19
SJ-935-1/2	1/2	3/4	1 1/4	32	7/8	22

### Male Hex Drive, Metric



(Tap not included)

Part Number	Tap Size	Male Hex	Socket Length In.	Socket Length mm	Socket Diameter In.	Socket Diameter mm
SJ-935-10MMX6	M6	10	15/16	24	5/8	16
SJ-935-12MMX8	M8	12	15/16	24	5/8	16
SJ-935-14MMX10	M10	14	1	25	21/32	17
SJ-935-17MMX8	M8	17	1	25	13/16	21
SJ-935-17MMX12	M12	17	1	25	13/16	21

## Female Sq. Dr., SAE



Part Number	Tap Size	Female Square	Socket Length In.	Socket Length mm	Socket Diameter In.	Socket Diameter mm
HC-100-10	#10	3/8	1 1/2	38	3/4	19
HC-100-1/4	1/4	3/8	1 1/2	38	3/4	19
HC-100-5/16	5/16	3/8	1 1/2	38	3/4	19
HC-100-3/8 FS	3/8	3/8	1 1/2	38	3/4	19
HC-100-7/16	7/16	3/8	1 1/2	38	3/4	19
HC-100-1/2	1/2	3/8	1 1/2	38	3/4	19
HC-100-5/8	5/8	3/8	1 3/4	46	1	25
HC-100-3/4	3/4	3/8	2	51	1	25
HE-100-1/4	1/4	1/2	1 1/2	38	7/8	22
HE-100-5/16	5/16	1/2	1 1/2	38	7/8	22
HE-100-3/8 FS	3/8	1/2	1 1/2	38	7/8	22
HE-100-7/16	7/16	1/2	1 1/2	38	7/8	22
HE-100-1/2	1/2	1/2	1 5/8	41	7/8	22
HE-100-5/8	5/8	1/2	1 3/4	46	1	25
HE-100-3/4	3/4	1/2	2	51	1	25

## Ferry Cap® Sockets

### 3/8" Square Drive

Part Number	Head Size	Overall Length In.	Overall Length mm	Nose Diameter In.	Nose Diameter mm	Drive Diameter In.	Drive Diameter mm
FC-310	5/16"	1 1/4	31.75	15/32	11.9	5/8	15.9
FC-312	3/8"	1 1/4	31.75	9/16	4.3	3/4	19.0

## Grease Fitting Sockets

For Angled Grease Fittings,  
Deep and Shallow  
Broach Depth



Part Number	Hex Size	Square Drive	Overall Length		Broach Depth		Magnet Depth		
			In.	mm	In.	mm	In.	mm	
ZN-112	-	3/8	1/4	1 1/4	32	9/16	14	-	-
ZN-312	MZN-312	3/8	3/8	1 1/2	38	9/16	14	7/32	6
ZN-512	-	3/8	1/2	1 1/2	32	9/16	14	-	-
ZN-114	-	7/16	1/4	1 1/4	32	7/16	11	-	-
ZN-314	MZN-314	7/16	3/8	1 1/2	38	7/16	11	7/16	11
ZN-514	MZN-514	7/16	1/2	1 1/2	38	7/16	11	7/16	11
ZE-112	-	3/8	1/4	1 1/4	32	1/8	3	-	-
ZE-314	-	7/16	3/8	1 1/2	38	3/16	5	-	-
ZE-514	-	7/16	1/2	1 1/2	38	3/16	5	-	-

For Straight  
Grease Fittings



Part Number	Hex Size	Square Drive	Overall Length		Broach Depth		Magnet Depth		
			In.	mm	In.	mm	In.	mm	
ZA-110	MZA-110	5/16	1/4	1	25	1/8	3	21/64	8
ZA-310	MZA-310	5/16	3/8	1 1/4	32	1/8	3	21/64	8
ZA-510	MZA-510	5/16	1/2	1 1/2	38	1/8	3	19/64	7
ZA-512	-	3/8	1/2	1 1/2	38	1/8	3	-	-
ZA-314	MZA-314	7/16	3/8	1 1/4	32	3/16	5	23/64	9
ZA-514	MZA-514	7/16	1/2	1 1/2	38	3/16	5	3/8	10

## Drill Holders

1/4" Male Hex Drive



Part Number	Drill Size	Overall Length		Body Diameter	
		In.	mm	In.	mm
WJ-284-7/64	7/64	2 5/8	67	1/2	13
WJ-284-1/8	1/8	2 5/8	67	5/8	16
WJ-284-9/64	9/64	2 5/8	67	5/8	16
WJ-284-5/32	5/32	2 5/8	67	3/4	19
WJ-284-3/16	3/16	2 5/8	67	3/4	19
WJ-284-1/4	1/4	2 5/8	67	3/4	19
WJ-284-5/16	5/16	2 5/8	67	3/4	19
WJ-284-3/8	3/8	2 5/8	67	1	25

7/16" Male Hex Drive



Part Number	Drill Size	Overall Length		Body Diameter	
		In.	mm	In.	mm
WJ-265-13/64	13/64	2 3/8	60	3/4	19
WJ-265-3/16	3/16	2 3/8	60	3/4	19
WJ-265-1/4	1/4	2 3/8	60	3/4	19
WJ-265-7/16	7/16	2 3/8	60	1	25
WJ-265-3/8	3/8	2 3/8	60	1	25
WJ-265-17/32	17/32	2 3/8	60	1 1/8	29
WJ-265-1/2	1/2	2 3/8	60	1 1/8	29

## #5 (1 5/8") Spline Drive



Extensions

Part Number	Overall Length		Description
	In.	mm	
EXL-15	15	381	Female spline to male spline

Adapters



Part Number	Description
EXL-1000	Female spline to 1" male square
EXL-1100	Female spline to 1 1/2" male square

Universal Wrenches



Part Number	Description
MFL-250	Female spline to male spline (heavy duty)
MFL-1000	Female spline to 1" male square

*Universal wrenches must not be used with impact drivers.  
Maximum operating angle is 30°.-*

## #5 (1 5/8") Spline Drive Budd Wheel Sockets



Combo. 13/16" Square  
1 1/2" Hex

Part Number	Drive	Overall Length	
		In.	mm
HT-848	#5 Spline	4 1/4	108

## Socket Retaining Rings

### Plastic Ring With Steel Insert



Part Number	Drive	Inside Diameter	
		In.	mm
10005S	3/4" Square	1 1/4	31.8
10032S •	3/4" Square	1 7/16	36.5
10034S •	3/4" Square	1 5/8	41.3
10008S •	1" Square	1 3/4	44.5
10010S •	1" Square	2	50.8
10015S •	1" Square	2 1/8	54.0
10016S •	1" Square	2 1/4	57.2
10017S	1" Square	2 1/2	63.5
10019S	1" Square	2 5/8	66.7
10020S	1 1/2" Square	2 7/8	73.0
10025S	1 1/2" Square	3 3/8	85.7

### Metal Ring



Part Number	Drive	Inside Diameter	
		In.	mm
MET-1301C •	3/8" Square	.677	17.2
MET-1302C •	3/8" Square	.771	19.6
MET-1401C •	1/2" Square	.885	22.5
MET-1402C •	1/2" Square	1.086	27.6
MET-1600C •	3/4" Square	1.594	40.5
MET-1800C •	1" Square	1.948	49.5

## Adapters

### #130-A Yankee Drive for Spiral Type Driver



Part Number	Male Square In.	Overall Length		Shank Diameter	
		In.	mm	In.	mm
YK-250	1/4	1 15/16	49	.277	7.0
YK-370 •	3/8	2 3/16	56	.277	7.0
YK-500	1/2	2 5/16	59	.277	7.0

### #131-A Yankee Drive for Spiral Type Driver



Part Number	Male Square In.	Overall Length		Shank Diameter	
		In.	mm	In.	mm
YK-501	1/2	2 5/16	59	.310	8.0

### #135-A Yankee Drive for Spiral Type Driver



Part Number	Male Square In.	Overall Length		Shank Diameter	
		In.	mm	In.	mm
YK-252	1/4	1 15/16	49	.215	5.5
YK-372 •	3/8	2 3/16	56	.215	5.5
YK-502	1/2	2 5/16	59	.215	5.5

## Female Threaded Adapters



Part Number	Female Thread	Male Square In.	Type of Lock
			Pin
TH-257	3/8"-24	1/4	Pin
TH-377	3/8"-24	3/8	Pin
TH-501	3/8"-24	1/2	Pin
TH-378	1/2"-20	3/8	Pin
TH-502	1/2"-20	1/2	Pin

## Male Threaded Adapters



Part Number	Male Thread	Hex Drive
		Pin
TM-24 •	3/8"-24	1/4
TN-24	3/8"-24	7/16
TM-20 •	1/2"-20	1/4
TN-20 •	1/2"-20	7/16

# Adapters

## Socket & Ratchet Wrench Adapters, SAE



Part Number	Male Square In.	Male Hex In.	Overall Length In.
A-108•	1/4	1/4	25/32
A-110•	1/4	5/16	25/32
A-112•	1/4	3/8	25/32
A-114•	1/4	7/16	25/32
A-116	1/4	1/2	25/32
A-118	1/4	9/16	25/32
A-120	1/4	5/8	25/32
A-312•	3/8	3/8	1 1/64
A-314•	3/8	7/16	1 1/64
A-316•	3/8	1/2	1 5/64
A-318•	3/8	9/16	1 5/64
A-320	3/8	5/8	1 5/64
A-322	3/8	11/16	1 5/64
A-324	3/8	3/4	1 5/64
A-328	3/8	7/8	1 5/64
A-512	1/2	3/8	1 3/32
A-514•	1/2	7/16	1 3/32
A-516•	1/2	1/2	1 3/32
A-518•	1/2	9/16	1 3/32
A-520•	1/2	5/8	1 1/8
A-522•	1/2	11/16	1 1/8
A-524•	1/2	3/4	1 1/8
A-526	1/2	13/16	1 1/8
A-528	1/2	7/8	1 1/8
A-530•	1/2	15/16	1 1/8
A-534	1/2	1 1/16	1 1/8
A-536	1/2	1 1/8	1 1/8
A-538	1/2	1 3/16	1 1/8
A-540	1/2	1 1/4	1 1/8

## Socket & Ratchet Wrench Adapters, Metric



Part Number	Male Square In.	Male Hex mm	Overall Length In.	Overall Length mm
A-1-6mm	1/4	6	25/32	20
A-1-7mm	1/4	7	25/32	20
A-1-8mm•	1/4	8	25/32	20
A-1-9mm	1/4	9	25/32	20
A-1-10mm•	1/4	10	25/32	20
A-1-11mm	1/4	11	25/32	20
A-1-12mm	1/4	12	25/32	20
A-1-13mm	1/4	13	25/32	20
A-3-10mm•	3/8	10	15/16	24
A-3-11mm•	3/8	11	15/16	24
A-3-12mm•	3/8	12	15/16	24
A-3-13mm•	3/8	13	15/16	24
A-3-14mm•	3/8	14	15/16	24
A-3-15mm•	3/8	15	15/16	24
A-3-16mm•	3/8	16	15/16	24
A-3-17mm•	3/8	17	15/16	24
A-3-18mm•	3/8	18	15/16	24
A-3-19mm	3/8	19	15/16	24
A-5-10mm•	1/2	10	1 1/8	29
A-5-11mm	1/2	11	1 1/8	29
A-5-12mm	1/2	12	1 1/8	29
A-5-13mm•	1/2	13	1 1/8	29
A-5-14mm	1/2	14	1 1/8	29
A-5-15mm•	1/2	15	1 1/8	29
A-5-16mm•	1/2	16	1 1/8	29
A-5-17mm•	1/2	17	1 1/8	29
A-5-18mm•	1/2	18	1 1/8	29
A-5-19mm•	1/2	19	1 1/8	29
A-5-20mm	1/2	20	1 1/8	29
A-5-21mm•	1/2	21	1 1/8	29
A-5-22mm	1/2	22	1 1/8	29
A-5-23mm	1/2	23	1 1/8	29
A-5-24mm•	1/2	24	1 1/8	29
A-5-25mm	1/2	25	1 1/8	29



## Sockets with Male Hex

Part Number	Female Square In.	Male Hex In.	Overall Length In.	Overall Length mm
SJ-375	5/16	3/8	13/16	21
SJ-379	1/2	3/8	1	25
SJ-380	9/16	3/8	1	25
SJ-349	3/8	7/16	15/16	24
SJ-350	7/16	7/16	15/16	24
SJ-351	1/2	7/16	1	25
SJ-352	9/16	7/16	1	25
SJ-360	3/8	1/2	15/16	24
SJ-361	7/16	1/2	15/16	24
SJ-241	1/2	1/2	1	25
SJ-362	9/16	1/2	1	25
SJ-364	11/16	1/2	1 3/16	30
SJ-55	7/16	9/16	15/16	24
SJ-66	1/2	9/16	1	25
SJ-67	9/16	9/16	1	25
SJ-68	5/8	9/16	1 1/8	28

## Hex Drive Universal Adapters



### Male Hex to Male Square – Extension

Part Number	Male Sq. In.	Male Hex In.	Type of Lock	Overall Length In.	Overall Length mm	Largest Diameter In.	Largest Diameter mm
-	KSM-25-3•	1/4	1/4	Pin	3	76	5/8 15.9
KCM-25-B-6	KSM-25-B-6	1/4	1/4	Ball	6	152	5/8 15.9
KCM-37-6	KSM-37-6	3/8	1/4	Pin	6	152	3/4 19.1
-	KSM-37-B-6	3/8	1/4	Ball	6	152	3/4 19.1

Universal wrenches must not be used with impact drivers.  
 Maximum operating angle is 30°.-  
 Standard lengths are 3", 6", 9" and 12" (76, 152, 229 and 305mm).

# Screwdriver Bit Quotation Worksheet

For quotation only. Not an order.

NAME \_\_\_\_\_ TITLE \_\_\_\_\_

COMPANY \_\_\_\_\_

ADDRESS \_\_\_\_\_ CITY \_\_\_\_\_ STATE \_\_\_\_\_ ZIP \_\_\_\_\_

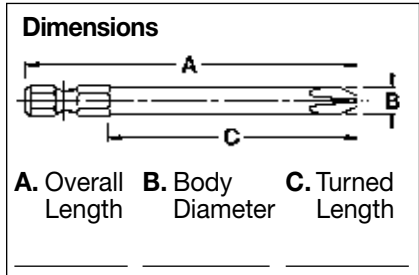
E-MAIL \_\_\_\_\_ PHONE \_\_\_\_\_ FAX \_\_\_\_\_

Style	Point Size	Style	Point Size	Style	Point Size	Style	Point Size
<input type="checkbox"/> Phillips		<input type="checkbox"/> Torx®		<input type="checkbox"/> Frearson/Reed Prince		<input type="checkbox"/> Torx-Set®	
<input type="checkbox"/> Phillips ACR®		<input type="checkbox"/> Torx Plus®		<input type="checkbox"/> Socket Head		<input type="checkbox"/> Triple Square	
<input type="checkbox"/> Slotted		<input type="checkbox"/> Pozidriv®		<input type="checkbox"/> Square Recess		<input type="checkbox"/> Tri-Wing	
						<input type="checkbox"/> Other _____	

Drive Type	Size
<input type="checkbox"/> Hex Insert	
<input type="checkbox"/> Hex Power	
<input type="checkbox"/> Threaded	
<input type="checkbox"/> Female Square	
<input type="checkbox"/> Other _____	

### Nylon Covers Requirements:

Components To Be Covered	Cover Features
<input type="checkbox"/> Bit only	<input type="checkbox"/> Flush with tip of bit
<input type="checkbox"/> Bit and Bit Holder	<input type="checkbox"/> Exposed tip of bit
	<input type="checkbox"/> Retractable
	<input type="checkbox"/> Embedded magnets
	<input type="checkbox"/> Press fit
	<input type="checkbox"/> Free-spinning (able to spin independently of part being covered)
	<input type="checkbox"/> O.D. limitations (must specify) _____
	<input type="checkbox"/> Other considerations (must specify) _____



**Bit Holder Styles For Hex Insert Bits**

Magnetic

O-Ring Retention

Standard (Retaining Groove)

Quick Release

Other \_\_\_\_\_

**Bit Holder Drive Types**      **Size**

Hex Drive      \_\_\_\_\_

Female Square      \_\_\_\_\_

Other \_\_\_\_\_

**Quantity** \_\_\_\_\_

**Applied or Driving Torque** \_\_\_\_\_

**Additional Specifications** \_\_\_\_\_

\_\_\_\_\_

\_\_\_\_\_

# Sockets Quotation Worksheet

For quotation only. Not an order.

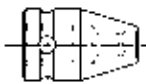
NAME \_\_\_\_\_ TITLE \_\_\_\_\_

COMPANY \_\_\_\_\_

ADDRESS \_\_\_\_\_ CITY \_\_\_\_\_ STATE \_\_\_\_\_ ZIP \_\_\_\_\_

E-MAIL \_\_\_\_\_ PHONE \_\_\_\_\_ FAX \_\_\_\_\_

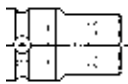
### Socket Type



Type A (tapered)

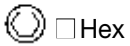


Type B (straight)

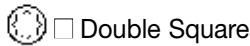


Type C (shouldered)

### Broach Opening



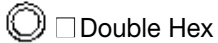
Hex



Double Square



Torx®



Double Hex



Fast Lead

Other



Square



Surface Drive

### Magnetic

Magnetic Bolt Clearance (MB)

Magnetic Bolt Clearance, with retaining ring (RMB)

Strip Magnet (SM)

Fixed Magnet (M)

Non-magnetic

### Drive Configuration

DIN Standard

No DIN groove

Cross Hole (one wall only)

### Extensions

Hex Drive \_\_\_\_\_

Female Square \_\_\_\_\_

Other \_\_\_\_\_

### Size

### Extension Length

No extension required

Quantity \_\_\_\_\_

Applied or Driving Torque \_\_\_\_\_

### Nylon Covers Requirements:

#### Components To Be Covered

- Socket only
- Socket and Extension

#### Cover Features

- Exposed tip of socket hex
- Recessed tip of socket hex
- Flush tip of socket hex
- Press fit
- Free-spinning (able to spin independently of part being covered)
- O.D. limitations (must specify) \_\_\_\_\_
- Other considerations (must specify) \_\_\_\_\_

#### Additional Specifications

\_\_\_\_\_  
 \_\_\_\_\_  
 \_\_\_\_\_  
 \_\_\_\_\_

**Dimensions**

A. Square drive \_\_\_\_\_

B. Drive end diameter \_\_\_\_\_

C. Overall length \_\_\_\_\_

D. Taper or shoulder length \_\_\_\_\_

E. Bolt clearance depth \_\_\_\_\_

F. Broach depth \_\_\_\_\_

G. Nose end diameter \_\_\_\_\_

H. Broach opening \_\_\_\_\_

I. Torx® size \_\_\_\_\_

# Universal Wrench Quotation Worksheet

For quotation only. Not an order.

NAME \_\_\_\_\_ TITLE \_\_\_\_\_

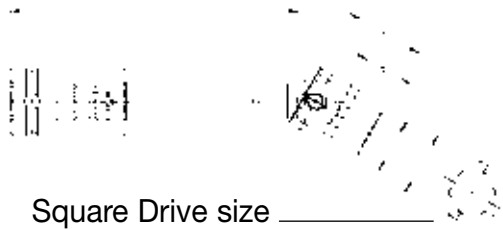
COMPANY \_\_\_\_\_

ADDRESS \_\_\_\_\_ CITY \_\_\_\_\_ STATE \_\_\_\_\_ ZIP \_\_\_\_\_

E-MAIL \_\_\_\_\_ PHONE \_\_\_\_\_ FAX \_\_\_\_\_

## Dimensions


Female square drive, standard type




Female square drive, tension type



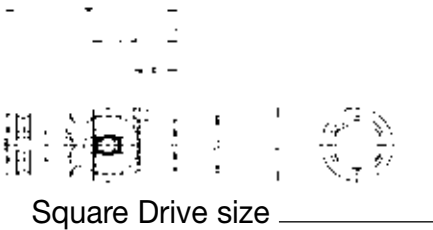
Male hex drive, standard type



Male hex drive, tension type



Female square drive, (short)



**B.** Socket length \_\_\_\_\_ **C.** Socket diameter\* \_\_\_\_\_

**D.** Socket nose dia. \_\_\_\_\_ **G.** Depth of Clearance \_\_\_\_\_

**L.** Shank length \_\_\_\_\_ **M.** Overall length \_\_\_\_\_

\*Standard diameters are 5/8", 3/4", 7/8", 1", 1 1/4", 1 1/2", 1 3/4", 2"

## Broach Opening Style & Size

Hex \_\_\_\_\_

Double Hex \_\_\_\_\_

Quantity \_\_\_\_\_

Male square

- Pin lock \_\_\_\_\_
- Ball lock \_\_\_\_\_
- Hole \_\_\_\_\_

Applied or Driving Torque \_\_\_\_\_

Additional Specifications \_\_\_\_\_



# Part Number Index

Part No.	Page	Part No.	Page	Part No.	Page	Part No.	Page	Part No.	Page	Part No.	Page	Part No.	Page		
821	3	5812	52	7356	62	8456	65	10MME1*	38	12MM15*	54	15MM21	37	170-8-ACR*	21
852	3	5820	52	7358	62	8458	65	10MME3*	45	12MM15-D*	54	15MM21-D	37	170-9/16	22
1105	35	5822	52	7360	62	8460	65	1106*	35	12MM21*	37	15MM23*	44	17MM03*	44
1112	67	5912	52	7362	62	8464	65	1106-D	35	12MM23*	44	15MM23-D*	44	17MM13*	44
1207	35	5914	52	7364	62	8472	65	1107*	35	12MM23-D*	44	15MM33*	44	17MM13-D*	44
1209	35	5918	52	7372	62	8480	65	1107-D*	35	12MM43*	44	15MM33-D	44	17MM15*	54
1213	35	5920	52	7428	62	8530	65	1108*	35	12MM43-D*	44	15MM43*	44	17MM15-D*	54
1311	35	6118	60	7430	62	8536	65	1108-D*	35	12MM55	55	15MM43-D	44	17MM16*	61
1313	35	6120	60	7432	62	8542	65	1109*	35	12MM55-D*	55	15MM55	55	17MM17*	64
1316	35	6122	60	7436	62	8624	66	1109-D	35	12MME1	38	15MM55-D*	55	17MM23*	44
1318	35	6124	60	7448	62	8632	66	1110*	35	1308*	35	15MME5	56	17MM23-D	44
1320	35	6128	60	7454	62	8634	66	1110-D*	35	1308-D	35	1608*	36	17MM36	61
1612	36	6134	60	7456	62	8636	66	1111*	35	1310*	35	1608-D	36	17MM43*	44
3109	40	6136	60	7536	62	8638	66	1111-D	35	1311-D	35	1612-D	36	17MM43-D	44
3113	40	6140	60	7548	62	8640	66	1112*	35	1312*	35	16MM03*	44	17MM55*	55
3117	40	6142	60	7552	62	8644	66	1112*	67	13MM03*	44	16MM03-D	44	17MM55-D*	55
3126	40	6144	60	7628	63	9172	67	1112-D*	35	13MM03-D*	44	16MM11*	37	185-00X*	17
3209	40	6146	60	7630	63	9172	67	1113*	35	13MM11*	37	16MM13*	44	185-00X*	17
3211	40	6148	60	7632	63	10000000000	36	1114*	35	13MM11-D	37	16MM13-D	44	185-0X*	17
3308	40	6320	60	8126	65	50000000000	51	1114-D*	35	13MM13*	44	16MM15*	54	185-1.5MM*	17
3311	40	6322	60	8138	65	3E+11	42	1116*	35	13MM13-D*	44	16MM15-D*	54	185-10MM*	17
3326	40	6324	60	8142	65	5E+12	51	1116-D	35	13MM15*	54	16MM16	61	185-10X*	17
3409	40	6326	60	8148	65	3E+14	42	1118*	35	13MM15-D*	54	16MM21	37	185-1XX	17
3426	40	6330	60	8152	65	5E+16	51	1120*	35	13MM21*	37	16MM23*	44	185-2.5MM*	17
3432	40	6336	60	8160	65	10008*	83	11MM03*	44	13MM21-D	37	16MM23-D	44	185-2MM*	17
3530	40	6340	60	8162	65	10010S*	83	11MM03-D	44	13MM23*	44	16MM43*	44	185-2X*	17
3534	40	6342	60	8170	65	10015S*	83	11MM11*	37	13MM23-D*	44	16MM43-D	44	185-3MM*	17
3607	42	6344	60	8172	65	10016S*	83	11MM11-D	37	13MM33*	44	16MM55	55	185-3X*	17
3616	42	6348	60	8174	65	10017S	84	11MM13*	44	13MM43*	44	16MM55-D*	55	185-4-4X*	17
3618	42	6426	60	8176	65	10019S	84	11MM13-D	44	13MM43-D*	44	170-0	21	185-4MM*	17
3620	42	6430	60	8180	65	10020S	84	11MM15*	54	13MM55*	55	170-1/2*	22	185-4X*	17
3624	42	6524	60	8186	65	10025S	84	11MM15-D	54	13MM55-D*	55	170-1/4*	22	185-5MM*	17
5119	49	7122	62	8188	65	10032S*	83	11MM21*	37	13MME1*	38	170-1/4A*	22	185-5X*	17
5131	49	7128	62	8190	65	10034S*	83	11MM23*	44	13MME3*	45	170-1/4-ACR*	22	185-6MM*	17
5154	49	7132	62	8228	65	103-00X	8	11MM23-D	44	14MM03*	44	170-1/4B*	21	185-6X*	17
5156	49	7134	62	8236	65	103-1X	8	11MM43*	44	14MM03-D	44	170-1*	21	185-7MM*	17
5210	49	7136	62	8240	65	103-2X	8	11MM55*	55	14MM11*	37	170-10*	21	185-7X*	17
5238	49	7142	62	8324	65	103-3X	8	11MME1*	38	14MM11-D	37	170-10A*	22	185-8MM*	17
5240	49	7144	62	8326	65	103-4X	8	1206*	35	14MM13*	44	170-10-ACR*	21	185-8X*	17
5242	49	7146	62	8332	65	103-5X	8	1206-D	35	14MM13-D*	44	170-2*	21	185-9MM*	17
5244	49	7152	62	8336	65	103-6X	8	1208*	35	14MM15*	54	170-3/8*	22	185-9X*	17
5310	49	7154	62	8338	65	10MM03*	44	1208-D*	35	14MM15-D*	54	170-3/8A	22	18MM03*	44
5344	49	7156	62	8342	65	10MM03-D*	44	1209-D	35	14MM21*	37	170-3/8B*	21	18MM13*	44
5348	49	7158	62	8346	65	10MM11*	37	1210*	35	14MM23*	44	170-3/8C	22	18MM13-D*	44
5421	49	7160	62	8356	65	10MM11-D*	37	1210-D*	35	14MM23-D*	44	170-3*	21	18MM15*	54
5438	49	7164	62	8360	65	10MM13*	44	1211*	35	14MM43*	44	170-4*	21	18MM15-D*	54
5442	49	7168	62	8364	65	10MM13-D*	44	1212*	35	14MM43-D*	44	170-5/16*	22	18MM16*	61
5610	52	7170	62	8370	65	10MM15*	54	1212-D	35	14MM55*	55	170-5/16A*	22	18MM17*	64
5622	52	7172	62	8378	65	10MM15-D*	54	1214*	35	14MM55-D*	55	170-5/16-ACR*	22	18MM23*	44
5624	52	7176	62	8380	65	10MM21*	37	1216*	35	1500-P*	28	170-5/16B*	21	18MM23-D*	44
5628	52	7180	62	8382	65	10MM21-D*	37	1216-D	35	1510-P*	28	170-5/8*	22	18MM43	44
5632	52	7330	62	8384	65	10MM23*	44	1218*	35	15MM03*	44	170-5*	21	18MM55	55
5634	52	7332	62	8432	65	10MM23-D*	44	12MM03*	44	15MM03-D*	44	170-6*	21	18MM55-D*	55
5636	52	7336	62	8434	65	10MM33*	44	12MM03-D*	44	15MM11*	37	170-6-ACR*	21	1950-0X	20
5716	52	7342	62	8436	65	10MM43*	44	12MM11*	37	15MM13*	44	170-7/16*	22	1950-1X*	20
5720	52	7346	62	8442	65	10MM43-D*	44	12MM11-D	37	15MM13-D*	44	170-7/16C	22	1950-2X*	20
5724	52	7348	62	8448	65	10MM55*	55	12MM13*	44	15MM15*	54	170-8*	21	1950-3X	20
5728	52	7352	62	8454	65	10MM55-D*	55	12MM13-D*	44	15MM15-D*	54	170-8A*	22	1951-0X	20

# Part Number Index

Part No.	Page	Part No.	Page	Part No.	Page	Part No.	Page	Part No.	Page	Part No.	Page	Part No.	Page	Part No.	Page
1951-1X	20	21MM37	64	26MM55	55	3020-D	40	320-00X	7	325-20X	7	3322-D	40	37MM17	64
1951-2X	20	21MM55	55	273-0	21	3022	40	320-0X	7	325-3X	7	3324	40	37MM38	66
1951-3X	20	21MM55-D	55	273-1	21	3022-D	40	320-1X	7	325-4X	7	3324-D	40	3E10	42
1953-1X	20	21MM57	64	273-10	21	3024	40	320-20X	7	325-5X	7	3326-D	40	3E12	42
1953-2-D	20	22MM03	44	273-2	21	3024-D	40	320-2X	7	325-6X	7	3328	40	3E16	42
1953-2X	20	22MM13	44	273-3	21	3028	40	320-3X	7	326-000X	7	33MM17	64	3P10	42
1953-3X	20	22MM15	54	273-4	21	3028-D	40	320-4X	7	326-00X	7	33MM37	64	3P12	42
1956-2X	20	22MM15-D	54	273-5	21	309-000X	8	320-5X	7	326-0X	7	33MM38	66	3P14	42
19MM03	44	22MM17	64	273-6	21	309-00X	8	320-6X	7	326-1X	7	3408	40	3P16	42
19MM03-D	44	22MM23	44	273-8	21	309-1X	8	3208	40	326-20X	7	3408-D	40	4.5MM11	37
19MM13	44	22MM47	64	273A-1	21	309-2X	8	3208-D	40	326-2X	7	3410	40	400-BH	25
19MM13-D	44	22MM55	55	273A-10	21	309-3X	8	3210	40	326-3X	7	3410-D	40	401-PZDX	13
19MM15	54	22MM55-D	55	273A-2	21	309-4X	8	3210-D	40	326-4X	7	3412	40	401X	3
19MM15-D	54	22MM57	64	273A-3	21	309-5X	8	3212	40	326-5X	7	3412-D	40	402-PZDX	13
19MM17	64	23MM15	54	273A-4	21	309-6X	8	3212-D	40	326-6X	7	3414	40	402X	3
19MM23	44	23MM15-D	54	273A-6	21	309-8X	8	3214	40	327-000X	7	3414-D	40	403-PZDX	13
19MM23-D	44	24 Bit Kit	53	273A-8	21	30MM17	64	3214-D	40	327-00X	7	3416	40	403X	3
19MM36	61	24MM15	54	273B-0	21	30MM18	66	3216	40	327-0X	7	3416-D	40	41MM17	64
19MM43	44	24MM15-D	54	273B-1	21	30MM37	64	3216-D	40	327-1X	7	3418	40	41MM18	66
19MM43-D	44	24MM16	61	273B-10	21	30MM47	64	3218	40	327-20X	7	3418-D	40	41MM37	64
19MM55	55	24MM17	64	273B-2	21	30MM48	66	3218-D	40	327-2X	7	3420	40	42MM18	66
1E08	36	24MM18	66	273B-3	21	30MM55	55	3220	40	327-3X	7	3420-D	40	440-10IPRX	12
1P06	36	24MM36	61	273B-4	21	30MM57	64	3220-D	40	327-4X	7	3424	40	440-10IPX	12
1P08	36	24MM37	64	273B-5	21	3108	40	3222	40	327-5X	7	3424-D	40	440-115X	1
1P10	36	24MM38	66	273B-6	21	3108-D	40	3222-D	40	327-6X	7	3428	40	440-125X	1
1P11	36	24MM47	64	273B-8	21	3110	40	3224	40	328-000X	7	3430	40	440-12X	1
1P12	36	24MM55	55	27MM15	54	3110-D	40	3224-D	40	328-00X	7	3430-D	40	440-13X	1
1P14	36	24MM55-D	55	27MM15-D	54	3111	40	3226	40	328-0X	7	3434	40	440-15IPRX	12
1P16	36	24MM57	64	27MM17	64	3112	40	3226-D	40	328-1X	7	34MM18	66	440-15IPX	12
20MM03	44	25MM15	54	27MM18	66	3112-D	40	3228	40	328-20X	7	34MM37	64	440-1-ACR1-DX	1
20MM15	54	25MM37	64	27MM37	64	3113-D	40	3228-D	40	328-2X	7	3510	41	440-1-ACR1-RX	1
20MM17	64	265-0	21	27MM38	66	3114	40	322-MX	9	328-3X	7	3511	40	440-1-ACR1X	1
212-0	21	265-1	21	27MM47	64	3114-D	40	322-OLX	9	328-4X	7	3512	41	440-1-PZDX	13
212-1/4	21	265-1/4	22	27MM55	55	3116	40	322-000X	9	328-5X	7	3512-D	40	440-1-SFX	14
212-1/4A	21	265-10	21	27MM55-D	55	3116-D	40	323-000X	7	328-6X	7	3514	41	440-1X	1
212-1/4A-ACR	21	265-2	21	27MM57	64	3118	40	323-00X	7	328-LX	9	3514-D	41	440-20IPRX	12
212-1	21	265-3	21	28MM15	54	3119	40	323-0X	7	328-MX	9	3516	41	440-20IPX	12
212-10	21	265-4	21	28MM25	54	3120	40	323-1X	7	328-PX	9	3516-D	40	440-215-PZDX	13
212-10A	21	265-5/16	22	28MM37	64	3120-D	40	323-20X	7	328-RX	9	3518	41	440-215-SFX	14
212-2	21	265-5	21	28MM37	64	3122	40	323-2X	7	328-SX	9	3518-D	40	440-215X	1
212-3/8A	21	265-6	21	28MM38	66	3124	40	323-3X	7	32MM17	64	3524	40	440-225-SFX	14
212-3	21	265-8	21	28MM38	66	3124-D	40	323-4X	7	32MM18	66	3524-D	40	440-225X	1
212-4	21	265A-0	21	29MM17	64	315-10MM	17	323-5X	7	32MM37	64	3532	40	440-22-ACR2-DX	1
212-5/16A	21	265A-1	21	29MM18	66	315-12MM	17	323-6X	7	32MM47	64	3608	42	440-22-ACR2-RX	1
212-5/16A-ACR	21	265A-1/4	22	29MM37	64	315-14MM	17	324-000X	7	32MM55	55	3609	42	440-22-ACR2X	1
212-5	21	265A-10	21	29MM55	55	315-2.5MM	17	324-00X	7	3310	40	3609-D	42	440-22-PZDX	13
212-6	21	265A-2	21	3.5MM11	37	315-3X	17	324-0X	7	3310-D	40	3610	42	440-22-SFX	14
212-8	21	265A-3	21	3.5MME1	38	315-4MM	17	324-1X	7	3312	40	3610-D	42	440-22X	1
212-8A	21	265A-3/8	22	3010	40	315-4X	17	324-20X	7	3312-D	40	3612	42	440-23X	1
21MM03	44	265A-4	21	3012	40	315-5MM	17	324-2X	7	3314	40	3612-D	42	440-24X	1
21MM13	44	265A-5	21	3012-D	40	315-5X	17	324-3X	7	3314-D	40	3614	42	440-255X	1
21MM15	54	265A-5/16	22	3014	40	315-6MM	17	324-4X	7	3316	40	3614-D	42	440-25IPRX	12
21MM15-D	54	265A-6	21	3014-D	40	315-6X	17	324-5X	7	3316-D	40	3616-D	42	440-25IPX	12
21MM16	61	265A-7/16	22	3016	40	315-7MM	17	324-6X	7	3318	40	3618-D	42	440-26X	1
21MM17	64	265A-8	21	3016-D	40	315-7X	17	325-000X	7	3318-D	40	36MM17	64	440-27IPRX	12
21MM18	66	26MM15	54	3018	40	315-8MM	17	325-00X	7	3320	40	36MM18	66	440-27IPX	12
21MM23	44	26MM15-D	54	3018-D	40	315-8X	17	325-0X	7	3320-D	40	36MM37	64	440-27X	1
21MM36	61	26MM17	64	3020	40	320-000X	7	325-1X	7	3322	40	36MM38	66	440-2-ACR2-DX	1

# Part Number Index

Part No.	Page	Part No.	Page	Part No.	Page	Part No.	Page	Part No.	Page	Part No.	Page	Part No.	Page	Part No.	Page
440-2-ACR2-RI	1	440-TX-25X	10	480-1-PZDX	13	48-TSQ-14M	23	492-A-SFX	14	49-A-TX-20-H	11	49-TX-20-W	11	5140-D	49
440-2-ACR2-RX	1	440-TX-27-H	10	480-1X	1	48-TSQ-5M	23	492-AX	2	49-A-TX-25	11	49-TX-25	11	5142	49
440-2-ACR2X	1	440-TX-27-W	10	480-225X	1	48-TSQ-6M	23	492-B-27X	2	49-A-TX-27	11	49-TX-25-W	11	5144	49
440-2	1	440-TX-27X	10	480-22X	1	48-TSQ-8M	23	492-B-ACR2-DX	2	49-A-TX-30	11	49-TX-27	11	5144-D	49
440-2-PZDX	13	440-TX-30-H	10	480-24X	1	48-TX-45	11	492-B-ACR2X	2	49-A-TX-40	11	49-TX-27-W	11	5146	49
440-2-SFX	14	440-TX-30-W	10	480-2-ACR2-RX	1	48-TX-50	11	492-B	15	49-B-10IPX	12	49-TX-30	11	5148	49
440-2X	1	440-TX-30X	10	480-2-ACR2X	1	48-TX-55	11	492-BI	2	49-B-15IPX	12	49-TX-30-W	11	5148-D	49
440-30IPRX	12	440-TX-40-H	10	480-2-PZDX	13	490	25	492-B-PZDX	13	49-B-20IPX	12	49-TX-40	11	5152	49
440-30IPX	12	440-TX-40	10	480-2-SFX	14	490-10	25	492-B-SFX	14	49-B-25IPX	12	4MM11	37	5152-D	49
440-3125X	1	440-TX-40-W	10	480-2X	1	490-3	25	492-BX	2	49-B-27IPX	12	4MME1	38	5212	49
440-325X	1	440-TX-40X	10	480-30IPX	12	490-4	25	492-C-27X	2	49-B-30IPX	12	5.5MM11	37	5214	49
440-32X	1	440-TX-45X	10	480-325X	1	490-5	25	492-C-ACR2-DX	2	49-B-TX-05	11	5.5MM21	37	5216	49
440-33X	1	440-TX-50X	10	480-34X	1	490-6	25	492-CC-27X	2	49-B-TX-07	11	5.5MME1	38	5216-D	49
440-34X	1	445-000X	7	480-3-ACR3X	1	490-8	25	492-CCX	2	49-B-TX-08	11	501-AX	3	5218	49
440-3-ACR3-DX	1	445-00-15X	7	480-3-PZDX	13	4910-AX	2	492-CFX	15	49-B-TX-09	11	501X	3	5218-D	49
440-3-ACR3-RX	1	445-00X	7	480-3X	1	4910-BX	2	492-CI	2	49-B-TX-10	11	502-ACR2X	3	5220	49
440-3-ACR3X	1	445-0-15X	7	480-40IPX	12	4910-CX	2	492-C-PZDX	13	49-B-TX-15	11	502-AX	3	5222	49
440-3BNX	1	445-0X	7	480-425X	1	49-10IPRX	13	492-C-SFX	14	49-B-TX-15-H	11	502-PZDX	13	5224	49
440-3	1	445-10-15X	7	480-45IPX	12	49-10IPX	12	492-CX	2	49-B-TX-15-W	11	502X	3	5224-D	49
440-3-PZDX	13	445-10X	7	480-4-ACR4X	1	4910X	2	492-FX	15	49-B-TX-20	11	503X	3	5226	49
440-3-SFX	14	445-1-15X	7	480-4BNX	1	49-15IPRX	13	492I	2	49-B-TX-20-H	11	50MM18	66	5226-D	49
440-3X	1	445-20-15X	7	480-4X	1	49-15IPX	12	492-PZDX	13	49-B-TX-20-W	11	50MM38	66	5228	49
440-40IPRX	12	445-20X	7	480-50IPX	12	491-ACR1-DX	5	492-SFX	14	49-B-TX-25	11	50-TX-08	12	5228-D	49
440-40IPX	12	445-2-15X	7	480-55IPX	12	491-ACR1-RX	5	492X	2	49-B-TX-27	11	50-TX-10	12	5230	49
440-4-PZDX	13	445-2X	7	480-FX	15	491-ACR1X	2	4930-AX	2	49-B-TX-30	11	50-TX-15	12	5230-D	49
440-4X	1	445-30-15X	7	480-MT-3	22	491-AFX	15	4930-BX	2	49-B-TX-30-W	11	50-TX-20	12	5232	49
440-FX	15	445-30X	7	480-TSQ-10M	23	491-A-PZDX	13	4930-CCX	2	49-B-TX-40	11	5108	49	5234	49
440-MT-0	22	445-3-15X	7	480-TSQ-12M	23	491-A-SFX	14	4930-CX	2	49-C-TX-07	11	5110	49	5236	49
440-MT-00	22	445-3X	7	480-TSQ-14M	23	491-AX	2	49-30IPRX	13	49-C-TX-08	11	5110-D	49	5236-D	49
440-MT-1	22	445-4-15X	7	480-TSQ-6M	23	491-BFX	15	49-30IPX	12	49-C-TX-09	11	5112	49	5240-D	49
440-MT-2	22	445-4X	7	480-TSQ-8M	23	491-B-PZDX	13	4930X	2	49-C-TX-10	11	5112-D	49	5248	49
440-TSQ-10M	23	445-5X	7	480-TX-20X	10	491-B-SFX	14	493-ACR3X	2	49-C-TX-15	11	5114	49	5312	49
440-TSQ-4M	23	445-6X	7	480-TX-25X	10	491-BX	2	493-A-PZDX	13	49-C-TX-20	11	5114-D	49	5314	49
440-TSQ-5M	23	446-0X	1	480-TX-27X	10	491-CCX	2	493-BFX	15	49-C-TX-20-H	11	5116	49	5316	49
440-TSQ-6M	23	446-12X	1	480-TX-30X	10	491-CFX	15	493-B-PZDX	13	49-C-TX-25	11	5116-D	49	5316-D	49
440-TSQ-8M	23	446-1-PZDX	13	480-TX-40-4X	10	491-C-PZDX	13	493-C-PZDX	13	49-C-TX-27	11	5118	49	5318	49
440-TX-05X	10	446-1X	1	480-TX-40-H	10	491-C-SFX	14	493-FX	15	49-C-TX-30	11	5118-D	49	5318-D	49
440-TX-06X	10	446-215T	1	480-TX-40X	10	491-CX	2	493-PZDX	13	49-C-TX-40	11	5120	49	5320	49
440-TX-07-H	10	446-215X	1	480-TX-45-6	10	491-FX	15	49-40IPRX	13	49-TSQ-10M	23	5120-D	49	5322	49
440-TX-07X	10	446-225T	1	480-TX-45-H	10	491-PZDX	13	49-40IPX	12	49-TSQ-12M	23	5122	49	5322-D	49
440-TX-08-H	10	446-22TX	1	480-TX-45X	10	491-SFX	14	494X	2	49-TSQ-4M	23	5122-D	49	5324	49
440-TX-08X	10	446-22X	1	480-TX-50-H	10	491X	2	49-A-10IPX	12	49-TSQ-5M	23	5124	49	5324-D	49
440-TX-09-H	10	446-23T	1	480-TX-50X	10	49-20IPRX	13	49-A-15IPX	12	49-TSQ-6M	23	5124-D	49	5326	49
440-TX-09X	10	446-27X	1	480-TX-55-H	10	49-20IPX	12	49-A-20IPX	12	49-TSQ-8M	23	5126	49	5328	49
440-TX-10-H	10	446-2-ACR2-DX	1	480-TX-55X	10	492-27X	2	49-A-25IPX	12	49-TX-05	11	5126-D	49	5330	49
440-TX-10-W	10	446-2	1	482X	2	49-25IPRX	13	49-A-27IPX	12	49-TX-06	11	5128	49	5330-D	49
440-TX-10X	10	446-2-PZDX	13	483X	2	49-25IPX	12	49-A-30IPX	12	49-TX-07	11	5128-D	49	5332	49
440-TX-15-125	10	446-2-SFX	14	484X	2	49-27IPRX	13	49-A-TX-05	11	49-TX-08	11	5130	49	5334	49
440-TX-15-H	10	446-2X	1	485-1X	7	49-27IPX	12	49-A-TX-06	11	49-TX-08-W	11	5130-D	49	5336	49
440-TX-15-W	10	446-FX	15	485-2X	7	492-A-27X	2	49-A-TX-08	11	49-TX-09	11	5132	49	5336-D	49
440-TX-15X	10	451X	2	485-3X	7	492-A-ACR2-DX	2	49-A-TX-09	11	49-TX-10	11	5132-D	49	5338	49
440-TX-20-125	10	452X	2	485-4X	7	492-A-ACR2X	2	49-A-TX-09	11	49-TX-10-H	11	5134	49	5340	49
440-TX-20-2	10	453X	2	485-5X	7	492-ACR2-DX	2	49-A-TX-10	11	49-TX-10-W	11	5134-D	49	5340-D	49
440-TX-20-H	10	460	25	485-6X	7	492-ACR2-RX	2	49-A-TX-10-H	11	49-TX-15	11	5136	49	5342	49
440-TX-20-W	10	46MM17	64	485-7X	7	492-ACR2X	2	49-A-TX-15	11	49-TX-15-H	11	5136-D	49	5412	49
440-TX-20X	10	46MM18	66	488	25	492-AFX	15	49-A-TX-15-H	11	49-TX-15-W	11	5138	49	5412-D	49
440-TX-25-H	10	46MM38	66	48-TSQ-10M	23	492-AI	2	49-A-TX-15-W	11	49-TX-20	11	5138-D	49	5414	49
440-TX-25-W	10	480	25	48-TSQ-12M	23	492-A-PZDX	13	49-A-TX-20	11	49-TX-20-5	11	5140	49	5414-D	49

# Part Number Index

Part No.	Page	Part No.	Page	Part No.	Page	Part No.	Page	Part No.	Page	Part No.	Page	Part No.	Page		
5416*	49	55-TX-30	12	6MM43*	44	7136-D	62	8142-D	65	8MM23-D*	44	A-312*	85	AM-04-6*	17
5416-D*	49	5609*	52	6MME1	79	7140*	62	8144-D	65	8MM43*	44	A-3-12MM*	85	AM-04-A*	17
5418*	49	5610-D	52	6N-0806-2*	27	7140-D	62	8146-D	65	8MM43-D*	44	A-3-13MM*	85	AM-04-A-4*	17
5418-D*	49	5612*	52	6N-0806-3*	27	7142-D	62	8148-D	65	8MME1*	38	A-314*	85	AM-05*	17
5420*	49	5612-D	52	6N-0808-2*	27	7148*	62	8150-D	65	8MME3*	45	A-3-14MM*	85	AM-05-3*	17
5420-D*	49	5614*	52	6N-0808-3*	27	7148-D	62	8162-D	65	950-0X*	20	A-3-15MM*	85	AM-05-35	17
5421-D	49	5614-D*	52	6N-0808-4*	27	7152-D	62	820*	26	950-1X*	20	A-316*	85	AM-05-4*	17
5422*	49	5616*	52	6N-0808-5	27	7154-D	62	822*	3	950-2X*	20	A-3-16MM*	85	AM-05-5	17
5422-D*	49	5616-D*	52	6N-0808-6*	27	7160-D	62	822-F	15	950-3X*	20	A-3-17MM*	85	AM-05-6*	17
5424*	49	5618*	52	6N-0810-2*	27	7164-D	62	825*	26	950-QD-2	14	A-318*	85	AM-05-8	17
5424-D*	49	5618-D*	52	6N-0810-3*	27	7170-D	62	830*	26	954-0X*	20	A-3-18MM*	85	AM-06*	17
5426*	49	5620*	52	6N-0810-4*	27	7172-D	62	830-1X*	2	954-1X*	20	A-3-19MM	85	AM-06-3*	17
5426-D*	49	5620-D*	52	6N-0810-5	27	7180-D*	62	830-2X*	2	954-2-DX	20	A-320	85	AM-06-4*	17
5428*	49	5624-D	52	6N-0810-6*	27	7324-D	62	830-3X*	2	954-2X*	20	A-322	85	AM-06-6*	17
5430*	49	5626*	52	6N-08-10M-3*	27	7324SKT	62	830-4X	2	954-3X*	20	A-324	85	AM-07*	17
5430-D*	49	5636-D	52	6N-08-10M-4*	27	7328*	62	832*	3	954-A-0X	20	A-328	85	AM-08*	17
5432*	49	5724-D	52	6N-08-10M-6	27	7330-D	62	832-F	15	954-A-1X*	20	A-5-10MM*	85	AM-1.5MM*	17
5432-D*	49	5816-D	52	6N-0811-2*	27	7332-D	62	833*	3	954-A-2X*	20	A-5-11MM	85	AM-10*	17
5434*	49	5820-D	52	6N-0811-3	27	7334*	62	833-F	15	954-A-3X*	20	A-512	85	AM-10MM*	17
5434-D*	49	5822-D	52	6N-0812-2*	27	7336-D*	62	834*	3	954-B-1X*	20	A-5-12MM	85	AM-2.5MM*	17
5436*	49	5826-D*	52	6N-0812-3*	27	7340*	62	8340*	65	954-B-2X*	20	A-5-13MM*	85	AM-2MM*	17
5436-D*	49	5832-D*	52	6N-0812-4*	27	7424*	62	834-F	15	954-B-3X*	20	A-514*	85	AM-3MM*	17
5440*	49	5834-D	52	6N-0812-6*	27	7424-D*	62	834-TX-25	12	954-C-0X	20	A-5-14MM	85	AM-3MM-3*	17
5440-D*	49	5836-D*	52	6N-08-12M-3*	27	7426*	62	834-TX30-1.62*	12	954-C-1X*	20	A-5-15MM*	85	AM-3MM-4*	17
5510*	50	5912-D	52	6N-08-12M-4	27	7428-D	62	834-TX40-2.95*	12	954-C-2X*	20	A-516*	85	AM-4MM*	17
5512*	50	5914-D	52	6N-08-12M-6	27	7430-D	62	834-TX-45-5*	12	954-C-3X*	20	A-5-16MM*	85	AM-5MM*	17
5512-D*	50	5918-D	52	6N-0814-2*	27	7434*	62	834-TX-50*	12	95-A-QD-2	14	A-5-17MM*	85	AM-5MM-4*	17
5514*	50	591-PZDX*	13	6N-0814-3*	27	7438*	62	834-TX50-1.62*	12	95-B-QD-2	14	A-518*	85	AM-6MM*	17
5514-D*	50	591X*	3	6N-0814-4	27	7442*	62	835*	26	95-QD-2	14	A-5-18MM*	85	AM-6MM-4*	17
5516*	50	592-PZDX*	13	6N-0814-6*	27	7442-D	62	838*	26	95-QD-3	14	A-5-19MM*	85	AM-7MM*	17
5516-D*	50	592X*	3	6N-0816-2*	27	7446*	62	8430-D	65	9MM11*	37	A-520*	85	AM-8MM*	17
5518*	50	5MM11*	37	6N-0816-3*	27	7524*	62	8432-D	65	9MM11-D	37	A-5-20MM	85	AM-MT-0	22
5518-D*	50	5MM21*	37	6N-0818-2*	27	7528*	62	8440*	65	9MM13*	44	A-5-21MM*	85	AM-MT-1	22
551X	3	5P12	51	6N-08-8M-3	27	7530*	62	8440-D	65	9MM13-D	44	A-522*	85	AM-MT-2	22
5520*	50	5P14	51	6N-08-8M-4	27	7530-D	62	8442-D	65	9MM21*	37	A-5-22MM	85	AN-04*	18
5520-D*	50	6120-D	60	6N-08-8M-6	27	7536-D	62	8444-D	65	9MM21-D	37	A-5-23MM	85	AN-04-A	18
5522*	50	635-10X	8	6N-1410-3	28	7540*	62	8448-D	65	9MM23*	44	A-524*	85	AN-05*	18
5522-D*	50	635-6X	8	6N-1412-3	28	7542*	62	850*	26	9MM23-D	44	A-5-24MM*	85	AN-05-6	18
5524*	50	635-7X	8	6N-1414-3	28	7556*	62	853*	3	9MM43*	44	A-5-25MM	85	AN-06*	18
5524-D*	50	635-8X	8	6N-1416-3	28	7624*	63	854*	3	9MM43-D	44	A-526	85	AN-06-6	18
5526*	50	635-9X	8	6N-1416-4	28	7636*	63	8540*	65	9MME1	38	A-528	85	AN-07*	18
5526-D*	50	638*	25	6N-1418-3*	28	7MM03*	44	854-TX-50*	12	A-108*	85	A-530*	85	AN-07-8	18
5528*	50	6520-D	60	6N-1418-6	28	7MM11*	37	854-TX55-150M*	12	A-110*	85	A-534	85	AN-08*	18
5528-D*	50	6524-D	60	6N-1420-3	28	7MM11-D*	37	855*	26	A-1-10MM*	85	A-536	85	AN-08-8*	18
552-FX	15	6528-D	60	6N-1424-3	28	7MM13*	44	858*	26	A-1-11MM	85	A-538	85	AN-09	18
552*	3	6B-0808*	28	6N-1424-6	28	7MM21*	37	8638-D	66	A-112*	85	A-540	85	AN-10*	18
552X*	3	6B-0809*	28	6N-2028-4	28	7MM23*	44	8640-D	66	A-1-12MM	85	AM-01-A*	17	AN-10-6*	18
5530*	50	6B-0810*	28	6N-2036-4	28	7MM43*	44	8646-D*	66	A-1-13MM	85	AM-02*	17	AN-10MM*	18
5530-D	50	6B-0811*	28	7120*	62	7MM43-D	44	8648*	66	A-114*	85	AM-02-A*	17	AN-12*	18
5532*	50	6B-0812*	28	7120-D	62	7MME1*	38	8652-D	66	A-116	85	AM-03*	17	AN-12-6*	18
5532-D	50	6B-0814*	28	7122-D*	62	8124-D	65	8MM03*	44	A-118	85	AM-03-3*	17	AN-12MM*	18
5534*	50	6B-0816*	28	7124*	62	8128-D	65	8MM11*	37	A-120	85	AM-03-6*	17	AN-14MM*	18
5534-D	50	6B-0818*	28	7124-D*	62	8130-D*	65	8MM11-D*	37	A-1-6MM	85	AM-03-A*	17	AN-14MM-6	18
553X	3	6B-0820*	28	7128-D*	62	8132-D	65	8MM13*	44	A-1-7MM	85	AM-04*	17	AN-16*	18
55-TX-10	12	6MM11*	37	7130*	62	8134-D*	65	8MM13-D*	44	A-1-8MM*	85	AM-04-3*	17	AN-16-6	18
55-TX-15*	12	6MM11-D	37	7130-D	62	8136-D*	65	8MM21*	37	A-1-9MM	85	AM-04-35	17	AN-3MM	18
55-TX-20*	12	6MM13*	44	7132-D	62	8138-D*	65	8MM21-D*	37	A-3-10MM*	85	AM-04-4*	17	AN-4MM*	18
55-TX-25*	12	6MM21*	37	7134-D*	62	8140-D*	65	8MM23*	44	A-3-11MM*	85	AM-04-5	17	AN-5MM*	18

# Part Number Index

Part No.	Page	Part No.	Page	Part No.	Page	Part No.	Page	Part No.	Page	Part No.	Page	Part No.	Page	Part No.	Page
AN-6MM	18	CMS-5416	58	EX-255-12	39	EX-374-B	48	EX-501-15	30	EX-508-B-9	58	EX-755-B-15	64	FL-5116	50
AN-8MM	18	CMS-5422	58	EX-255-14	39	EX-375	58	EX-501-2	30	EX-509-10	61	EX-755-B-4	64	FL-5118	50
AN-MT-3	22	CMS-5426	58	EX-255-2	39	EX-375-B	58	EX-501-3	30	EX-509-12	61	EX-755-B-6	64	FL-5120	50
AN-MT-4	22	CMS-5430	58	EX-255-3	39	EX-376-10	48	EX-501-4	30	EX-509-3	61	EX-755-B-8	64	FL-5122	50
AP-08	18	DB-08	27	EX-255-4	39	EX-376-12	48	EX-501-5	30	EX-509-4	61	EX-756-4	67	FL-5124	50
AP-10	18	DB-10	27	EX-255-6	39	EX-376-15	48	EX-501-6	30	EX-509-5	61	EX-756-6	67	FL-5126	50
AP-12	18	DB-12	27	EX-255-8	39	EX-376-18	48	EX-501-8	30	EX-509-6	61	EX-756-8	67	FL-5128	50
AP-16	18	DMVCSFNC-623-13MM	80	EX-255-B-2	39	EX-376-2	48	EX-501-B-10	30	EX-510-3	64	EX-757-3	30	FL-5130	50
AP-18	18	EX-1000	64	EX-255-B-4	39	EX-376-3	48	EX-501-B-12	30	EX-510-4	64	EX-757-B-3	30	FL-5132	50
AP-20	18	EX-1000-B	64	EX-255-B-6	39	EX-376-4	48	EX-501-B-2	30	EX-510-6	64	EX-758-4	30	FL-5134	50
AP-24	18	EX-1001	66	EX-257-2	48	EX-376-5	48	EX-501-B-3	30	EX-510-8	64	EX-758-6	30	FL-5216	51
APH35M	19	EX-1001-B	66	EX-257-3	48	EX-376-6	48	EX-501-B-4	30	EX-510-B-3	64	EX-758-9	30	FL-5218	51
APH38	19	EX-1003-10	66	EX-257-4	48	EX-376-8	48	EX-501-B-5	30	EX-510-B-4	64	EX-758-B-4	30	FL-5222	51
APH56	19	EX-1003-12	66	EX-257-5	48	EX-376-9	48	EX-501-B-6	30	EX-510-B-5	64	EXL-1000	83	FL-5224	51
APH56M	19	EX-1003-15	66	EX-257-6	48	EX-376-B-10	48	EX-501-B-8	30	EX-510-B-6	64	EXL-1100	83	FL-5226	51
APS312LM	46	EX-1003-4	66	EX-257-B-2	48	EX-376-B-12	48	EX-502	30	EX-510-B-8	64	EXL-15	79	FL-5228	51
APS312M	46	EX-1003-6	66	EX-257-B-3	48	EX-376-B-15	48	EX-502-3	30	EX-512-2	30	FC-310	82	FL-5316	51
APS38	43	EX-1003-8	66	EX-257-B-4	48	EX-376-B-2	48	EX-502-5	30	EX-512-3	30	FC-312	82	FL-5318	51
APS38L	43	EX-1003-B-10	66	EX-257-B-5	48	EX-376-B-3	48	EX-502-6	30	EX-512-B-2	30	FL-1108	35	FL-5320	51
APS511M	57	EX-1003-B-12	66	EX-257-B-6	48	EX-376-B-4	48	EX-502-8	30	EX-512-B-4	30	FL-1109	35	FL-5324	51
APS58XL	52	EX-1003-B-15	66	EX-258-4	58	EX-376-B-5	48	EX-620-B	30	EX-620-3	30	FL-1110	35	FL-5326	51
APU37	43	EX-1003-B-4	66	EX-258-B-2	58	EX-376-B-6	48	EX-502-B-3	30	EX-620-6	30	FL-1112	35	FL-5416	50
APU37M	46	EX-1003-B-6	66	EX-260	58	EX-376-B-8	48	EX-502-B-4	30	EX-621-3	30	FL-1114	35	FL-5418	50
APU56	52	EX-1003-B-8	66	EX-260-B	58	EX-376-B-9	48	EX-503	48	EX-621-6	30	FL-1116	35	FL-6124	60
APU56M	57	EX-1005	67	EX-262	29	EX-377-10	58	EX-503-B	48	EX-621-8	30	FL-1212	35	FL-6128	60
AS-12	17	EX-1005	67	EX-262-4	29	EX-377-12	58	EX-504	58	EX-621-B-3	30	FL-1214	35	FL-6324	60
AW-95	28	EX-1005-B	67	EX-262-6	29	EX-377-15	58	EX-504-B	58	EX-622	48	FL-1216	35	FL-SH-335	50
AW-95-L	28	EX-1005-B	67	EX-262-B-4	29	EX-377-2	58	EX-505	61	EX-623	59	FL-3012	41	FL-SW-493	51
AW-95-LL	28	EX-1101	67	EX-370	29	EX-377-3	58	EX-505-B	61	EX-623-B	59	FL-3014	41	HA-510	35
BNAE-3MM	15	EX-250	29	EX-370-10	29	EX-377-4	58	EX-506-B	64	EX-624	61	FL-3016	41	HC-100-1/2	82
BNAE-4MM	15	EX-250-12	29	EX-370-2	29	EX-377-5	58	EX-507-2	48	EX-624-B	61	FL-3018	41	HC-100-1/4	82
BNAE-4MM-ACR	15	EX-250-2	29	EX-370-3	29	EX-377-6	58	EX-507-3	48	EX-625	64	FL-3022	41	HC-100-10	82
BNAE-5MM	15	EX-250-3	29	EX-370-4	29	EX-377-8	58	EX-507-4	48	EX-625-B	64	FL-3024	41	HC-100-3/4	82
BNAE-5MM-ACR	15	EX-250-4	29	EX-370-5	29	EX-377-B-10	58	EX-507-6	48	EX-626-3	59	FL-3110	41	HC-100-3/8 FS	82
BNAE-6MM	15	EX-250-5	29	EX-370-6	29	EX-377-B-12	58	EX-507-B-3	48	EX-627-10	61	FL-3112	41	HC-100-5/16	82
BNAE-6MM-ACR	15	EX-250-6	29	EX-370-8	29	EX-377-B-2	58	EX-507-B-4	48	EX-627-12	61	FL-3114	41	HC-100-5/8	82
BNAE-8MM	15	EX-250-8	29	EX-370-B	29	EX-377-B-3	58	EX-507-B-6	48	EX-627-3	61	FL-3116	41	HC-100-7/16	82
BW-848	66	EX-250-B	29	EX-370-B-10	29	EX-377-B-4	58	EX-508-10	58	EX-627-4	61	FL-3118	41	HC-3520	40
BW-848-F	66	EX-250-B-12	29	EX-370-B-2	29	EX-377-B-5	58	EX-508-12	58	EX-627-6	61	FL-3120	41	HC-3816	40
BW-8626	66	EX-250-B-2	29	EX-370-B-3	29	EX-377-B-6	58	EX-508-15	58	EX-627-8	61	FL-3122	41	HCNC-1130-D	77
BZCNC-30	77	EX-250-B-3	29	EX-370-B-4	29	EX-377-B-9	58	EX-508-16	58	EX-628-3	64	FL-3124	41	HCNC-13014	77
BZCNC-31	77	EX-250-B-4	29	EX-370-B-6	29	EX-380	29	EX-508-18	58	EX-750	48	FL-3210	42	HCNC-13414	77
CMS-1408	38	EX-250-B-5	29	EX-370-B-8	29	EX-380-2	29	EX-508-2	58	EX-750-B	48	FL-3212	42	HCNC-20918	77
CMS-1409	38	EX-250-B-6	29	EX-371	29	EX-380-3	29	EX-508-3	58	EX-751	59	FL-3214	42	HCNC-22512	77
CMS-1410	38	EX-250-B-8	29	EX-371-10	29	EX-380-4	29	EX-508-4	58	EX-751-B	59	FL-3216	42	HCNC-2424	77
CMS-1412	38	EX-251	29	EX-371-12	29	EX-380-6	29	EX-508-5	58	EX-752	61	FL-3218	42	HE-100-1/2	82
CMS-1414	38	EX-251-10	29	EX-371-15	29	EX-380-B	29	EX-508-6	58	EX-752-B	61	FL-3220	42	HE-100-1/4	82
CMS-1507	38	EX-251-2	29	EX-371-2 3/4	29	EX-380-B-2	29	EX-508-8	58	EX-753	64	FL-3312	42	HE-100-3/4	82
CMS-1508	38	EX-251-3	29	EX-371-2	29	EX-500-2	30	EX-508-9	58	EX-753-B	64	FL-3314	42	HE-100-3/8 FS	82
CMS-1509	38	EX-251-6	29	EX-371-3	29	EX-500-3	30	EX-508-B-10	58	EX-754	67	FL-3316	42	HE-100-5/16	82
CMS-1510	38	EX-251-8	29	EX-371-4	29	EX-500-4	30	EX-508-B-12	58	EX-754-B	67	FL-3318	42	HE-100-5/8	82
CMS-3412	47	EX-251-B	29	EX-371-5	29	EX-500-6	30	EX-508-B-15	58	EX-755-10	64	FL-3320	42	HE-100-7/16	82
CMS-3414	47	EX-251-B-2	29	EX-371-6	29	EX-500-B-2	30	EX-508-B-2	58	EX-755-12	64	FL-3324	42	HE-1028	49
CMS-3416	47	EX-252	39	EX-371-8	29	EX-500-B-3	30	EX-508-B-3	58	EX-755-15	64	FL-3326	42	HE-1028-D	49
CMS-3418	47	EX-252-B	39	EX-371-B-3	29	EX-500-B-4	30	EX-508-B-4	58	EX-755-4	64	FL-3410	41	HE-530	49
CMS-3420	47	EX-254	48	EX-372	39	EX-500-B-6	30	EX-508-B-5	58	EX-755-6	64	FL-3412	41	HFSF-14424	78
CMS-3512	47	EX-254-B	48	EX-372-B	39	EX-501-10	30	EX-508-B-6	58	EX-755-8	64	FL-3414	41	HGSF-13824-A	78
CMS-3518	47	EX-255-10	39	EX-374	48	EX-501-12	30	EX-508-B-8	58	EX-755-B-12	64	FL-5114	50	HGSFNC-14524	78

## Part Number Index

Part No.	Page	Part No.	Page	Part No.	Page	Part No.	Page	Part No.	Page	Part No.	Page	Part No.	Page	Part No.	Page
HGSFNC-3028	78	KB-202-6	31	KC-6-8M-6	31	KH-322-6	53	KN-202-6	53	KNW-C-8-18m-6	57	KT-8-15M-6	31	M-13MM55	55
HT-848	83	KB-203-12	31	KC-6-9M-6	31	KH-409-12	53	KN-202-8	53	KNW-C-8-18m-9	57	KT-8-15M-9	31	M-13MM1E	38
HTN-B-1	23	KB-203-9	31	KC-7-11M-6	31	KH-409-3	53	KN-203-12	53	KS-100-6	31	KT-8-16M-12	31	M-13MME3	45
HTN-B-2	23	KB-205-12	31	KC-7-12M-3	31	KH-409-4	53	KN-203-6	53	KS-102-6	31	KT-8-16M-6	31	M-13MM5	56
HTN-B-3	23	KB-205-6	31	KC-7-12M-6	31	KH-409-6	53	KN-203-9	53	KS-104-6	31	KT-8-16M-9	31	M-14MM11	37
HTN-B-4	23	KB-317-9	31	KC-7-12M-9	31	KH-43-6	53	KN-205-12	53	KS-105-6	31	KT-8-17M-6	31	M-14MM13	44
HTS-0	23	KB-318-12	31	KC-7-13M-3	31	KH-44-6	53	KN-205-6	53	KS-105-9	31	KT-8-18M-12	31	M-14MM15	55
HTS-1	23	KB-320-6	31	KC-7-13M-6	31	KH-45-3	53	KN-205-9	53	KS-25-6	31	KT-8-18M-6	31	M-14MM43	45
HTS-10	23	KB-321-6	31	KC-7-13M-9	31	KH-45-4	53	KN-318-3	53	KS-26-12	31	KT-8-18M-9	31	M-14MM45	55
HTS-12	23	KB-322-3	31	KCM-25-B-6	85	KH-45-6	53	KN-318-4	53	KS-26-6	31	L-320X	9	M-1500-P	28
HTS-2	23	KB-322-6	31	KCM-37-6	85	KH-7-13M-3	57	KN-320-12	53	KS-28-12	31	L-322X	9	M-1505-P	28
HTS-3	23	KB-43-6	31	KD-103-6	43	KH-7-13M-4	57	KN-322-12	53	KS-28-6	31	L-328X	9	M-15MM03	44
HTS-3A	23	KB-45-3	31	KD-104-12	43	KH-7-13M-6	57	KN-322-6	53	KS-29-6	31	M-10MM03	44	M-15MM11	37
HTS-4	23	KB-45-4	31	KD-105-3	43	KH-7-13M-9	57	KN-322-9	53	KS-30-6	31	M-10MM11	37	M-15MM13	44
HTS-4A	23	KB-6-10M-6	31	KD-105-6	43	KH-7-14M-6	57	KN-404-6	53	KS-5-7M-6	31	M-10MM13	44	M-15MM15	55
HTS-5	23	KB-7-11M-6	31	KD-205-6	43	KH-8-15M-3	57	KN-43-6	53	KS-5-7M-9	31	M-10MM15	55	M-15MM25	55
HTS-6	23	KB-7-13M-12	31	KD-43-6	43	KH-8-15M-6	57	KN-43-9	53	KS-6-10M-6	31	M-10MM21	37	M-15MM35	55
HTS-7	23	KB-7-13M-3	31	KD-44-6	43	KH-8-15M-9	57	KN-44-6	53	KS-6-10M-9	31	M-10MM43	45	M-15MM43	45
HTS-8	23	KB-7-13M-6	31	KD-45-6	43	KH-8-16M-12	57	KN-45-6	53	KS-6-8M-6	31	M-10MME1	38	M-15MM45	55
HTS-9	23	KB-7-13M-9	31	KD-6-10M-12	46	KH-8-16M-3	57	KN-45-9	53	KS-6-8M-9	31	M-10MME3	35	M-15MME5	56
KA-103-6	43	KB-7-14M-6	31	KD-6-10M-6	46	KH-8-16M-4	57	KN-7-12M-6	57	KS-7-11M-6	31	M-1105	35	M-15-SC	28
KA-104-9	43	KB-8-15M-12	31	KD-6-10M-9	46	KH-8-16M-9	57	KN-7-12M-9	57	KS-7-13M-6	31	M-1106	35	M-15-SC-A	28
KA-105-3	43	KB-8-15M-6	31	KD-7-11M-12	46	KH-8-17M-3	57	KN-7-13M-12	57	KS-7-13M-9	31	M-1107	35	M-16MM13	44
KA-105-4	43	KB-8-15M-9	31	KD-7-11M-6	46	KH-8-17M-4	57	KN-7-13M-6	57	KSM-25-3	85	M-1108-E	35	M-16MM15	55
KA-105-6	43	KB-8-16M-6	31	KD-7-12M-12	46	KH-8-17M-6	57	KN-7-13M-9	57	KSM-25-B-6	85	M-1110	35	M-17MM13	44
KA-105-9	43	KB-8-16M-9	31	KD-7-12M-6	46	KH-8-17M-9	57	KN-7-14M-6	57	KSM-37-6	85	M-1112	35	M-17MM15	55
KA-205-3	43	KB-8-17M-12	31	KD-7-12M-9	46	KH-8-18M-3	57	KN-7-14M-9	57	KSM-37-B-6	85	M-1114	35	M-18MM03	44
KA-43-6	43	KB-8-18M-6	31	KD-7-13M-12	46	KH-8-18M-4	57	KN-8-15M-12	57	KT-10-19M-6	31	M-1116	35	M-18MM13	44
KA-44-3	43	KC-101-6	31	KD-7-13M-6	46	KH-8-18M-6	57	KN-8-15M-6	57	KT-104-6	31	M-1118	35	M-18MM15	55
KA-44-4	43	KC-105-6	31	KD-7-13M-9	46	KH-8-18M-9	57	KN-8-15M-9	57	KT-105-12	31	M-11MM03	44	M-18MM25	55
KA-44-6	43	KC-25-12	31	KD-7-14M-6	46	KHM-37-6	59	KN-8-16M-12	57	KT-105-6	31	M-11MM11	37	M-18MM35	55
KA-45-3	43	KC-25-3	31	KD-7-14M-9	46	KHM-38-6	59	KN-8-16M-9	57	KT-105-9	31	M-11MM13	44	M-18MM55	55
KA-45-4	43	KC-25-4	31	KD-8-15M-12	46	KHM-50-6	59	KN-8-17M-6	57	KT-202-12	31	M-11MM15	55	M-19MM15	55
KA-45-6	43	KC-25-6	31	KD-8-15M-6	46	KHM-50-B-6	59	KN-8-17M-9	57	KT-202-6	31	M-11MM21	37	M1E06	36
KA-45-9	43	KC-25-9	31	KD-8-15M-9	46	KHW-C-105-12	53	KN-8-18M-12	57	KT-202-9	31	M-11MM43	44	M1E07	36
KA-6-10M-4	46	KC-26-12	31	KD-8-18M-3	48	KHW-C-105-6	53	KN-8-18M-6	57	KT-203-12	31	M-11MME1	38	M1E08	36
KA-6-10M-6	46	KC-26-3	31	KDM-37-3	48	KHW-C-205-12	53	KN-8-18M-9	57	KT-203-6	31	M-11MME3	45	M1E10	36
KA-6-10M-9	46	KC-26-6	31	KDM-37-B-3	48	KHW-C-205-6	53	KNM-37-6	59	KT-203-9	31	M-1208	35	M1E11	36
KA-7-11M-12	46	KC-26-9	31	KDM-38-6	48	KHW-C-322-6	53	KNM-38-6	59	KT-205-12	31	M-1209	35	M1E12	36
KA-7-12M-12	46	KC-27-3	31	KH-10-19M-12	57	KHW-C-409-6	53	KNM-50-6	59	KT-205-6	31	M-1210	35	M1E14	36
KA-7-12M-4	46	KC-27-6	31	KH-10-19M-3	57	KHW-C-43-6	53	KNM-50-B-6	59	KT-317-9	31	M-1212	35	M1E16	36
KA-7-12M-6	46	KC-28-3	31	KH-10-19M-6	57	KHW-C-44-6	53	KNW-C-105-12	53	KT-318-6	31	M-1214	35	M1P06	36
KA-7-12M-9	46	KC-28-6	31	KH-10-19M-9	57	KHW-C-45-6	53	KNW-C-105-6	53	KT-320-12	31	M-12MM03	44	M1P07	36
KA-7-13M-12	46	KC-29-3	31	KH-104-6	53	KHW-C-7-13m-6	57	KNW-C-205-12	53	KT-320-6	31	M-12MM11	37	M1P08	36
KA-7-13M-3	46	KC-29-6	31	KH-105-12	53	KHW-C-7-13m-9	57	KNW-C-205-6	53	KT-320-9	31	M-12MM13	44	M1P09	36
KA-7-13M-4	46	KC-30-3	31	KH-105-3	53	KHW-C-7-14m-6	57	KNW-C-322-12	53	KT-322-6	31	M-12MM15	55	M1P10	36
KA-7-13M-6	46	KC-30-4	31	KH-105-6	53	KHW-C-8-15m-6	57	KNW-C-322-6	53	KT-322-9	31	M-12MM21	37	M1P11	36
KA-7-13M-9	46	KC-30-6	31	KH-202-6	53	KHW-C-8-15m-9	57	KNW-C-43-6	53	KT-44-6	31	M-12MM43	45	M1P12	36
KA-7-14M-6	46	KC-30-9	31	KH-203-4	53	KHW-C-8-16m-9	57	KNW-C-44-6	53	KT-6-10M-12	31	M-12MME1	38	M1P14	36
KA-8-15M-12	46	KC-5-7M-4	31	KH-203-6	53	KHW-C-8-17m-6	57	KNW-C-45-6	53	KT-6-10M-6	31	M-13MM03	44	M1P16	36
KA-8-15M-3	46	KC-5-7M-6	31	KH-203-9	53	KHW-C-8-17m-9	57	KNW-C-7-13m-6	57	KT-6-10M-9	31	M-13MM11	37	M-21MM15	55
KA-8-15M-6	46	KC-6-10M-12	31	KH-205-12	53	KHW-C-8-18m-6	57	KNW-C-7-13m-9	57	KT-7-13M-6	31	M-13MM13	44	M-3012	41
KAM-37-3	48	KC-6-10M-3	31	KH-205-3	53	KHW-C-8-18m-9	57	KNW-C-7-14m-6	57	KT-7-13M-9	31	M-13MM15	55	M-3014	41
KAM-38-6	48	KC-6-10M-4	31	KH-205-4	53	KN-104-6	53	KNW-C-8-15m-12	57	KT-7-14M-12	31	M-13MM21	37	M-3016	41
KB-10-19M-6	31	KC-6-10M-6	31	KH-205-6	53	KN-104-9	53	KNW-C-8-15m-6	57	KT-7-14M-6	31	M-13MM25	55	M-3018	41
KB-104-6	31	KC-6-10M-9	31	KH-318-4	53	KN-105-12	53	KNW-C-8-16m-9	57	KT-7-15M-6	31	M-13MM35	55	M-3109	41
KB-105-3	31	KC-6-8M-3	31	KH-320-6	53	KN-105-6	53	KNW-C-8-17m-6	57	KT-8-13M-12	31	M-13MM43	45	M-3110	41
KB-202-12	31	KC-6-8M-4	31	KH-321-6	53	KN-105-9	53	KNW-C-8-17m-9	57	KT-8-15M-12	31	M-13MM45	55	M-3112	41



# Part Number Index

Part No.	Page	Part No.	Page	Part No.	Page	Part No.	Page	Part No.	Page	Part No.	Page	Part No.	Page		
NCS0626A1750A	73	OSSF-10MM43	45	RMBVGSFNC-53-21MM78	36	SA-30-D	36	SA-C-219	52	SD-5362-6	77	SF-15MM25	56	SF-23MM15	56
NCS0752B0875A	73	OSSF-3512	42	RMSFNC-214-9	80	SA-316	52	SA-C-221	52	SD-5370	77	SF-15MM33	45	SF-24MM15	56
NCS0752B0875B	73	OSSF-3514	42	RP-520	19	SA-317	52	SA-C-321	52	SD-556	2	SF-15MM35	56	SF-24MM16	61
NCS0752B0875C	73	OSSF-8MM23	45	RP-520	57	SA-318	52	SA-C-322	52	SD-556-A	2	SF-15MM36	61	SF-24MM25	56
NCS0752B1252A	73	P-1408	20	RP-520	57	SA-318-D	52	SA-C-36-10M	46	SF-10MM03	45	SF-15MM43	56	SF-24MM35	56
NCS0752B1252B	73	P-1409	20	RP-720	19	SA-320	52	SA-C-37-12M	46	SF-10MM11	37	SF-15MM45	56	SF-24MM36	61
NCS0752B1252C	73	P-1410	20	RP-720	19	SA-321	52	SA-C-37-13M	46	SF-10MM13	45	SF-15MM55	56	SF-3010	41
NCS0752B1252D	73	P-1412	20	RP-820	19	SA-321-D	52	SA-C-37-14M	46	SF-10MM15	56	SF-16MM13	45	SF-3012	41
NCS0752B1500A	73	P-1414	20	RP-820	19	SA-322	52	SA-C-38-15M	46	SF-10MM21	37	SF-16MM15	56	SF-3014	41
NCS0752B1500B	73	P-1416	20	RP-848	19	SA-322-D	52	SA-C-38-17M	46	SF-10MM23	45	SF-16MM16	61	SF-3016	41
NCS0752B1500C	73	P-2010	20	S-320X	9	SA-36-10M	46	SA-C-38-18M	46	SF-10MM25	56	SF-16MM25	56	SF-3018	41
NCS0752B2000A	73	P-2012	20	S-321X	9	SA-37-12M	46	SA-C-407	52	SF-10MM33	45	SF-16MM35	56	SF-3110	41
NCS0752B2000B	73	P-2014	20	S-328X	9	SA-37-13M	46	SA-C-409	52	SF-10MM35	56	SF-16MM45	56	SF-3112	41
NCS0752B2000C	73	P-2016	20	S-32-TX-30	11	SA-37-14M	46	SA-C-410	52	SF-10MM43	45	SF-16MM55	56	SF-3114	41
NCS0813B0875A	73	P-320X	9	SA-120	43	SA-38-15M	46	SA-C-411	52	SF-10MM45	56	SF-17MM03	45	SF-3116	41
NCS0813B1500A	73	P-322X	9	SA-120-D	43	SA-38-17M	46	SA-C-508	52	SF-10MM55	56	SF-17MM13	45	SF-3118	41
NCS0813B1500B	73	P-328X	9	SA-122	43	SA-38-18M	46	SA-C-510	52	SF-1112	35	SF-17MM15	56	SF-3120	41
NCS0813B2000A	73	QR-108	26	SA-122-D	43	SA-402	52	SA-C-510-21M	57	SF-1116	35	SF-17MM16	61	SF-3212	42
NCS0813B3500A	73	QR-308	26	SA-123	43	SA-402-D	52	SA-C-510-22M	57	SF-11MM13	45	SF-17MM23	45	SF-3214	42
NCS0875B1500A	73	QR-314	26	SA-123-D	43	SA-404	52	SA-C-57-13M	57	SF-11MM15	56	SF-17MM25	56	SF-3216	42
NCS0875B2000A	73	QR-508	26	SA-124	43	SA-404-D	52	SA-C-57-14M	57	SF-11MM23	45	SF-17MM35	56	SF-3218	42
NCS0938C1500A	73	QR-514	26	SA-124-D	43	SA-406	52	SA-C-58-15M	57	SF-11MM25	56	SF-17MM43	45	SF-3224	42
NCS0938C1500B	73	QR-520	26	SA-125	43	SA-407	52	SA-C-58-16M	57	SF-11MM43	45	SF-17MM45	56	SF-3314	42
NCS0938C1500C	73	QR-614	26	SA-125-D	43	SA-409	52	SA-C-58-17M	57	SF-11MM45	56	SF-17MM55	56	SF-3316	42
NCS0938C1500D	73	QR-620	26	SA-15-6M	38	SA-409-D	52	SA-C-58-18M	57	SF-11MM55	56	SF-18MM13	45	SF-3318	42
NCS0938C2250A	73	QR-714	26	SA-15-7M	38	SA-410	52	SC-108	26	SF-12MM03	45	SF-18MM15	56	SF-3320	42
NCS0938C2250B	73	QR-720	26	SA-16-10M	38	SA-411	52	SC-114	26	SF-12MM13	45	SF-18MM16	61	SF-3324	42
NCS0938C2250C	73	QR-820	26	SA-16-8M	38	SA-501	52	SC-308	26	SF-12MM15	56	SF-18MM23	45	SF-3412	41
NCS0938C3250A	73	QR-824	26	SA-200	43	SA-505	52	SC-314	19,26,43,46	SF-12MM21	37	SF-18MM25	56	SF-3414	41
NCS0938C3250B	73	QRA-08	26	SA-201	43	SA-508	28	SC-508	26	SF-12MM23	45	SF-18MM35	56	SF-3416	41
NCS0938C3250C	73	QRA-14	26	SA-202	43	SA-510	52	SC-514	18,19,26,53,57	SF-12MM25	56	SF-18MM36	61	SF-3418	41
NCS0938C3250D	73	QRF-08	26	SA-202-D	43	SA-510-19M	57	SC-520	18,26,53	SF-12MM35	56	SF-18MM43	45	SF-3432	41
NCS1000C1500A	73	QRF-14	26	SA-203	43	SA-510-20M	57	SC-529	53	SF-12MM43	45	SF-18MM45	56	SF-3512	42
NCS1000C1500B	73	QRF-20	26	SA-203-D	43	SA-510-21M	57	SC-614	26	SF-12MM45	56	SF-18MM55	56	SF-3514	42
NCS1000C1500C	73	QR-M-490-2	25	SA-205	43	SA-510-22M	57	SC-620	26	SF-13MM03	45	SF-19MM13	45	SF-3516	42
NCS1000C1500D	73	QR-M-490-200M	25	SA-205-D	43	SA-510-24M	57	SC-720	19,26	SF-13MM11	37	SF-19MM15	56	SF-3518	42
NCS1126C1500A	73	QR-M-490-A	25	SA-216	52	SA-535	63	SC-724	26	SF-13MM13	45	SF-19MM16	61	SF-5112	50
NCS1126C1500B	73	QR-M-490-A6	25	SA-216-D	52	SA-537	63	SC-728	26	SF-13MM15	56	SF-19MM23	45	SF-5116	50
NCS1126C2250A	73	R-320X	9	SA-217	52	SA-538	63	SC-820	19,26	SF-13MM21	37	SF-19MM25	56	SF-5118	50
NP-32-TX-25	11	R-321X	9	SA-217-D	52	SA-57-13M	57	SC-828	26	SF-13MM23	45	SF-19MM35	56	SF-5120	50
OL-322X	9	R-322X	9	SA-218	52	SA-57-14M	57	SD-1055-A	1	SF-13MM25	56	SF-19MM36	61	SF-5122	50
OOL-322X	9	R-328X	9	SA-218-D	52	SA-58-15M	57	SD-1342-2	3	SF-13MM33	45	SF-19MM43	45	SF-5124	50
OOOL-322X	9	R-32-TX-27	11	SA-219	52	SA-58-16M	57	SD-1342-2-PZD	13	SF-13MM35	56	SF-19MM45	56	SF-5126	50
OS-10MM03	44	RCNC-2616-9	80	SA-219-D	52	SA-58-17M	57	SD-4048	12	SF-13MM43	45	SF-19MM55	56	SF-5128	50
OS-10MM11	37	RCSFNC-1314-9	80	SA-221	52	SA-58-18M	57	SD-4462-3	77	SF-13MM45	56	SF-20MM15	56	SF-5130	50
OS-10MM23	44	RCSFNC-2816-9	80	SA-221-D	52	SA-601	63	SD-4528-1-ACR2	2	SF-13MM55	56	SF-21MM15	56	SF-5132	50
OS-3310-D	40	RM-490	25	SA-25	36	SA-603	63	SD-4528-2-ACR2	2	SF-14MM13	45	SF-21MM16	61	SF-5134	50
OS-3410	40	RM-490-4	48	SA-25-D	36	SA-604	63	SD-4693	19	SF-14MM15	56	SF-21MM25	56	SF-5212	51
OS-5424	49	RM-490-6	25	SA-26	36	SA-606	63	SD-5187	82	SF-14MM25	56	SF-21MM35	56	SF-5216	51
OS-5516	50	RMBNC-10MM21	77	SA-26-D	36	SA-607	63	SD-5197	82	SF-14MM35	56	SF-21MM36	61	SF-5218	51
OS-5518	50	RMBNC-10MM23	78	SA-28	36	SA-609	63	SD-5211	77	SF-14MM45	56	SF-21MM45	56	SF-5222	51
OS-8MM13	44	RMBNC-7MM21	77	SA-28-D	36	SA-610	63	SD-5306	77	SF-14MM55	56	SF-21MM55	56	SF-5224	51
OSM-3410	41	RMBRVFNC-114-19MM78	36	SA-29	36	SA-65	36	SD-5323	77	SF-15MM03	45	SF-22MM15	56	SF-5226	51
OSM-3414	41	RMBRVGSFNC-38-22MM	36	SA-29-D	36	SA-712	63	SD-5346-K	77	SF-15MM11	37	SF-22MM16	61	SF-5228	51
OSMB-10MM21	37	SA-30	36	SA-30	36	SA-716	63	SD-5346-N	77	SF-15MM13	45	SF-22MM25	56	SF-5230	51
OSMB-10MM23	45	SA-302	43	SA-C-216	52	SA-C-216	52	SD-5346-O	77	SF-15MM15	56	SF-22MM35	56	SF-5232	51
OSMB-8MM23	45	SA-305	43	SA-C-217	52	SA-C-217	52	SD-5349	77	SF-15MM16	61	SF-22MM36	61	SF-5318	51
OSSF-10MM23	45	SA-306	43	SA-C-218	52	SA-C-218	52	SD-5362	77	SF-15MM23	45	SF-22MM55	56	SF-5320	51



# Part Number Index

Part No.	Page	Part No.	Page	Part No.	Page	Part No.	Page	Part No.	Page	Part No.	Page	Part No.	Page	Part No.	Page
SF-5324	51	SH-629-5	82	SZ-11-A	18,43	SZ-3-7-8MM*	19,46	TH-250	30	TX-3106*	47	UG-M-490-4*	70	WJ-265-13/64	83
SF-5328	51	SH-629-6	82	SZ-11-A-3	18	SZ-37-A	19	TH-257	80	TX-3107*	47	UG-M-490-6*	70	WJ-265-17/32	83
SF-5330*	51	SH-629-P*	82	SZ-12*	18,43	SZ-38	19	TH-370	30	TX-3108*	47	UG-M-825*	70	WJ-265-3/16	83
SF-5412	51	SJ-241	85	SZ-12-A*	18,43	SZ-38-A	19	TH-372	30	TX-3110*	47	UG-M-835*	70	WJ-265-3/8	83
SF-5414	51	SJ-349	85	SZ-12-A-2*	18	SZ-39-A	19	TH-376	30	TX-3112*	47	UG-M-838*	70	WJ-265-7/16	83
SF-5416*	50	SJ-350	85	SZ-12-A-3	18	SZ-41	18	TH-377	84	TX-3114*	47	UG-M-855*	70	WJ-284-1/4*	83
SF-5418*	50	SJ-351	85	SZ-12-A-6	18	SZ-42	18,53	TH-378	84	TX-3116	47	UG-M-858*	70	WJ-284-1/8	83
SF-5420	51	SJ-352	85	SZ-13*	18,43	SZ-43*	18,53	TH-501	84	TX-3406*	47	UG-MB-10MM21*	70	WJ-284-3/16	83
SF-5422	50	SJ-360	85	SZ-13-A*	18,43	SZ-44	18,53	TH-502	84	TX-3407*	47	UG-MB-10MM23*	70	WJ-284-3/8*	83
SF-5424*	50	SJ-361	85	SZ-13-A-3	18	SZ-5-10-14MM	19,57	TM-20*	84	TX-3408*	47	UG-MB-13MM23*	70	WJ-284-5/16*	83
SF-5426	50	SJ-362	85	SZ-14*	18,43	SZ-5-10-17MM*	19,57	TM-24*	84	TX-3410*	47	UG-SF-13MM25*	70	WJ-284-5/32	83
SF-5514*	51	SJ-364	85	SZ-14-17MM	19	SZ-5-10-19MM	19	TN-20*	84	TX-3412*	47	UG-SF-15MM25*	70	WJ-284-7/64	83
SF-5516	51	SJ-375	85	SZ-14-19MM	19	SZ-5-7-10MM*	19,57	TN-24	84	TX-3414*	47	UG-SF-18MM25*	70	WJ-284-9/64	83
SF-5518	51	SJ-379	85	SZ-14-22MM	19	SZ-5-7-12MM*	19,57	TW-0	22	TX-3508*	47	VANC-229-10MM	77	X-1108*	35
SF-5520*	51	SJ-380	85	SZ-14-24MM	19	SZ-5-7-14MM*	19,57	TW-1*	22	TX-3E08*	47	VCNC-239-14MM	80	X-1110	35
SF-5524	51	SJ-55	85	SZ-14-27MM	19	SZ-5-7-4MM	19	TW-14	22	TX-3E10	47	VCNC-248-8MM	79	Y-321X	9
SF-5526	51	SJ-66	85	SZ-14-A*	18,43,53	SZ-5-7-5MM	19	TW-15	22	TX-5112*	58	VCNC-631-13MM	78	YK-250	80
SF-5528	51	SJ-67	85	SZ-14-A-3	18	SZ-5-7-6MM	19	TW-2*	22	TX-5114*	58	VCNC-653-13MM	80	YK-252	84
SF-5532	51	SJ-68	85	SZ-14-A-4	18	SZ-5-7-8MM*	19,57	TW-3*	22	TX-5116*	58	VCNC-667-13MM	78	YK-370*	84
SF-6118	60	SJ-935-1/2	82	SZ-15*	18,43	SZ-7	18	TW-4*	22	TX-5118	58	VCNC-69-24MM	78	YK-372*	84
SF-6120	60	SJ-935-1/4	82	SZ-15-A*	18,43,53	SZ-7-10-10MM	19	TW-5*	22	TX-5120	58	VCNC-736-10MM	78	YK-500	84
SF-6124	60	SJ-935-10XMM6*	82	SZ-16*	18,43	SZ-7-10-12MM	19	TW-6*	22	TX-5124	58	VCNC-751-10MM	79	YK-501	84
SF-6128	60	SJ-935-12XMM8*	82	SZ-16-A*	18,43,53	SZ-7-10-14MM	19	TW-7	22	TX-5408*	58	VCNC-757-10MM	79	YK-502	84
SF-6320*	60	SJ-935-14XMM10*	82	SZ-16-A-3	18	SZ-7-10-17MM	19	TWA-6	22	TX-5410*	58	VCNC-758-10MM	79	ZA-110	83
SF-6324	60	SJ-935-17XMM12*	82	SZ-16-A-4	18	SZ-7-10MM*	19,46,57	TWA-7	22	TX-5412*	58	VCNC-761-10MM	80	ZA-310	83
SF-6326	60	SJ-935-17XMM8	82	SZ-17	18	SZ-7-12MM*	19,57	TWA-8	22	TX-5414*	58	VCNC-790-10MM	78	ZA-314*	83
SF-6328	60	SJ-935-3/8 FS	82	SZ-17-A*	18,53	SZ-7-14MM*	19,57	TWB-6*	22	TX-5416*	58	VCNC-791-10MM-D	78	ZA-510	83
SF-6330	60	SJ-935-5/16*	82	SZ-18	18	SZ-7-4MM*	19,46	TWB-7*	22	TX-5418*	58	VCNC-792-10MM-D	78	ZA-512	83
SF-6424	60	SJ-935-7/16	82	SZ-18-A*	18,53	SZ-7-5MM*	19,46	TWB-8	22	TX-5420*	58	VCSFNC-132-15MM-NA80	80	ZA-514	83
SF-6524	60	SMNC6B-08-10M-4	77	SZ-19	18	SZ-7-6MM*	19,46	TWD-0*	22	U-321X	9	VCSFNC-633-13MM	78	ZE-112	83
SF-8MM11*	37	SMNC6B-08-10M-6	77	SZ-19-A*	18,53	SZ-7-8MM*	19,46,57	TWD-1*	22	UG-10MM13*	70	VCSFNC-789-10MM	78	ZE-314*	83
SF-8MM13*	45	SMNC6B-08-10M-9	77	SZ-20	18	SZ-7-A	18	TWD-2*	22	UG-10MM21*	70	VCSFNC-105-21MM	78	ZE-514	83
SF-8MM23*	45	SMSFVCNC637-13M-NU	80	SZ-21	18	SZ-80	19	TWD-3*	22	UG-10MM23*	70	VCSFNC-153-19MM	78	ZN-112	83
SF-HC-3816	41	SMVCNC-764-10MM	79	SZ-22*	18,53	SZ-8-14-17MM	19	TWD-4*	22	UG-13MM23*	70	VCSFNC-103-19MM	78	ZN-114	83
SF-HE-9518*	51	SMVCNC-765-10MM	79	SZ-23*	18,53	SZ-8-14-19MM	19	TWD-4-ACR	22	UG-13MM25*	70	VCSFNC-110-19MM	78	ZN-312	83
SF-SH-335	50	SMVCNC-765-10MM	79	SZ-24*	18,53	SZ-8-14-22MM	19	TWD-5*	22	UG-15MM25*	70	VCSFNC-111-19MM	78	ZN-314*	83
SF-SH-336	50	SMVCNFCNCU-624-13M	79	SZ-25*	18,53	SZ-8-14-24MM	19	TWD-5-ACR*	22	UG-18MM25*	70	VCSFNC-112-19MM	78	ZN-512	83
SF-SW-282	50	SMVENC-105-18MM	78	SZ-26*	18,53	SZ-8-14-27MM	19	TWD-6*	22	UG-825*	70	VCSFNC-118-19MM	78	ZN-514	83
SH-335	49	SMVMNC-65-10MM	79	SZ-27	18	SZ-85	19	TWD-7	22	UG-835*	70	VGFLNC-40-22MM	78		
SH-336*	49	SW-282	49	SZ-30	19	SZ-85-A	19	TWE-4	22	UG-838*	70	VGNC-105-17MM	78		
SH-336-D*	49	SW-282-D	49	SZ-30-A*	19	SZ-86	19	TWE-5*	22	UG-855*	70	VGNC-108-17MM	78		
SH-338	49	SW-343	40	SZ-31	19	SZ-87	19	TX-1104*	39	UG-EX-250-2*	70	VGNC-28-19MM	78		
SH-338-D	49	SW-343	40	SZ-31-A*	18,19,53	SZ-88	19	TX-1105*	39	UG-EX-250-4*	70	VGSFNC-109-17MM	78		
SH-339	49	SW-350	82	SZ-32	19	SZ-89	19	TX-1106	39	UG-EX-250-6*	70	VGSFNC-34-19MM	78		
SH-402	82	SW-493	45	SZ-32-A	18,19,53	SZ-8L-TX-70	12	TX-1108*	39	UG-EX-370-2*	70	VGSFNC-39-22MM	78		
SH-404	82	SW-604*	40	SZ-33	19	SZ-9	18	TX-1110*	39	UG-EX-370-4*	70	VGSFNC-40-22MM	78		
SH-412	82	SW-605	40	SZ-33-A*	19	SZ-91	19	TX-1112*	39	UG-EX-370-6*	70	VGSFNC-55-21MM	78		
SH-414	82	SW-605-D	40	SZ-34	19	SZ-9A*	18	TX-1404*	39	UG-EX-376-12*	70	VGSFNC-56-21MM	78		
SH-57*	82	SZ-10*	18,43	SZ-34-A*	19	SZ-TX-100	12	TX-1405*	39	UG-EX-376-3*	70	VMNC-1-16MM	79		
SH-57-3	82	SZ-101	19	SZ-35	19	SZ-TX-100-A	10	TX-1406*	39	UG-EX-376-6*	70	VMNC-1-21MM	79		
SH-57-4	82	SZ-10-10MM	19	SZ-35-A	19	SZ-TX-55-A*	10	TX-1407*	39	UG-EX-508-12*	70	VMNC-2-15MM	79		
SH-57-6	82	SZ-10-12MM	19	SZ-36	19	SZ-TX-60-A*	10	TX-1408*	39	UG-EX-508-4*	70	VMNC-2-19MM	79		
SH-57-8	82	SZ-10-14MM*	19,57	SZ-36-A	19	SZ-TX-70-A*	10	TX-1410*	39	UG-EX-508-8*	70	VMNC-56-10MM	77		
SH-59*	82	SZ-10-17MM*	19,57	SZ-37	19	SZ-TX-70-A-3	10	TX-1411	39	UG-M-10MM13*	70	VMNC-6-13MM	79		
SH-59-3	82	SZ-10-19MM*	19	SZ-37-A*	19,46	SZ-TX-80-A	10	TX-1412*	39	UG-M-10MM21*	70	VMNC-70-10MM	79		
SH-59-4*	82	SZ-101-A	19	SZ-37-4MM*	19,46	SZ-TX-90-A	10	TX-1E05*	39	UG-M-10MM23*	70	W-321X*	9		
SH-59-6	82	SZ-10-A*	18,43	SZ-3-7-5MM*	19,46	T-320X*	9	TX-1E06	39	UG-M-13MM23*	70	WJ-265-1/2	83		
SH-629*	82	SZ-11*	18,43	SZ-3-7-6MM*	19,46	T-321X	9	TX-1E08	39	UG-M-490*	70	WJ-265-1/4	83		

## The Total Solution

The total solution from Cooper Power Tools includes not only a complete line of quality industrial tools and accessories but also a professional engineering and product support staff to help customize each tool to specific application requirements. All are as close as a telephone or e-mail.

Cooper Power Tools maintains company-owned Service Centers in strategic locations throughout the world, staffed with professional tool repair technicians who use genuine Cooper Power Tools parts and who are outfitted with the very latest in testing, calibration and inspection equipment. Each tool that is



returned to a customer from one of our Service Centers carries with it a warranty that is Cooper Power Tools' assurance that it will perform just like it did when it was purchased new.

Our support personnel are fully capable of helping to diagnose problems and promptly recommend solutions.

Our complete line of tools are carefully designed and built from the finest materials available in order to provide

years of trouble free service. But, as with any piece of equipment, service problems can occur. All tools are designed to be easy to service ... that is, of course, with properly trained personnel.

To facilitate quick repairs, and limit downtime ... Cooper Power Tools

conducts training seminars covering all aspects of every tool we make.

# TRAINING

Introductory training seminars are designed to fully acquaint students with the entire line of tools and their fundamental operation. Advanced training seminars, which are often tailored to individual needs, are designed to hone the skills of the experienced student. Hands-on experience, with an emphasis on troubleshooting and repairing, are the focus of this training.

Service literature, product information, brand catalogs and FAQs are also available around the clock on the Web. Just access [www.cooperpowertools.com](http://www.cooperpowertools.com) for the latest information available about any of our products and services.





# Sales & Service Centers

**Note:** All locations may not service all products. Please contact the nearest Sales & Service Center for the appropriate facility to handle your service requirements.

## Dallas, TX

### Cooper Power Tools Sales & Service Center

1470 Post & Paddock  
Grand Prairie, TX 75050  
Tel: (972) 641-9563  
Fax: (972) 641-9674

## Detroit, MI

### Cooper Power Tools Sales & Service Center

4121 North Atlantic Blvd.  
Auburn Hills, MI 48326  
Tel: (248) 391-3700  
Fax: (248) 391-6295

## Houston, TX

### Cooper Power Tools Sales & Service Center

6550 West Sam Houston  
Parkway North, Suite 200  
Houston, TX 77041  
Tel: (713) 849-2364  
Fax: (713) 849-2047

## Seattle, WA

### Cooper Power Tools Sales & Service Center

2865 152nd Ave N.E.  
Redmond, WA 98052  
Tel: (425) 497-0476  
Fax: (425) 497-0496

## Lexington, SC

### Cooper Power Tools

670 Industrial Drive  
Lexington, SC 29072  
Tel: (800) 845-5629  
Tel: (803) 951-7544  
Fax: (803) 358-7681

## York, PA

### Cooper Power Tools Sales & Service Center

York Service Center  
3990 E. Market Street  
York, PA 17402  
Tel: (717) 755-2933  
Fax: (717) 757-5063

## Brazil

### Cooper Tools Industrial Ltda.

Av. Liberdade, 4055  
Zona Industrial - Iporanga  
18087-170 Sorocaba, SP Brazil  
Tel: (011) 55 15 238 3929  
Fax: (011) 55 15 228 3260

## Canada

### Cooper Power Tools Sales & Service Center

5925 McLaughlin Road  
Mississauga, Ont. L5R 1B8  
Canada  
Tel: (905) 501-4785  
Fax: (905) 501-4786

## China

### Cooper (China) Co., Ltd.

955 Sheng Li Road,  
Heqing Pudong, Shanghai  
China 201201  
Tel: +86-21-28994176  
Fax: + 86-21-51118446

## France

### Cooper Power Tools SAS Recoules Operation

Zone Industrielle  
BP 28  
Avenue Maurice Chevalier  
77831 Ozoir-la-Ferrière Cedex  
France  
Tel: (011) 33 1 64 43 22 00  
Fax: (011) 33 1 64 40 17 17

## Germany

### Cooper Power Tools GmbH & Co. OHG

Postfach 30  
D-73461 Westhausen  
Tel: +49 (0) 73 63/ 81-0  
Fax: +49 (0) 73 63/ 81-222

## Mexico

### Cooper Power Tools de México S.A. de C.V.

Libramiento La Joya No. 1  
Bodega No. 2  
Esq. Politécnico, Barrio San José  
Cuautitlán, Edo de México C.P. 54870  
Phone: (011) 525 5899 9510  
Fax: (011) 525 5870 5012

## Cooper Power Tools Is On The Web!

Cooper Power Tools provides a complete resource for power tools on-line. Our website [www.cooperpowertools.com](http://www.cooperpowertools.com) offers product information, service literature, brand catalogs, press releases and more. A dominant source of information, the Cooper Power Tools website is your source for application solutions on-line.



## Making your job easier is our goal!

You can access service literature anytime. Choose a category such as Assembly Tools or Material Removal Tools from the main menu and then click on the brand you're looking for. You'll be on your way to any current service literature you need, whether it's Cleco, Apex, Master Power, or any of our power tool brands.

Up-to-date product catalogs are also available online providing

you with current information on our broad product line. Even Material Safety Data Sheets (M.S.D.S.) for Safety and Disposal Information are available on our website.



## It's simple!

Our *Customer Care* section provides you with information such as answers to frequently asked questions or contact phone numbers and addresses for your area of the country. You can browse through the *What's New* information to learn how Cooper Power Tools continues to be your source for solutions.

For even faster searches, you can go direct to a brand site by simply entering the brand name. Entering [www.dotco-tools.com](http://www.dotco-tools.com) takes you directly to the Dotco brand site.

What is the future of [www.cooperpowertools.com](http://www.cooperpowertools.com)? A dynamic site continuing to focus on your need for up-to-date information on the latest Cooper Power Tools' offerings that you can access anytime you need... twenty-four hours a day, seven days a week!


## One of the broadest range of tools in the world is at your fingertips!

Cooper Power Tools covers a wide range of industrial markets, including aerospace, automotive, foundries, furniture, general industry, metal fabrication, petroleum, power generation, shipbuilding, and transportation. These markets have been served by Cooper Power Tools' brands for many decades, by offering our customers solutions and products that meet their demanding productivity requirements.

To receive a product catalog quickly, just go to [www.cooperpowertoolscatalogs.com](http://www.cooperpowertoolscatalogs.com). Select the literature or software you want. Then complete the "Contact Information" form, hit "Submit Request" and your order will be processed immediately. Materials normally arrive within 48 hours.



## Below are a few of our more popular product catalogs




### **Apex Fastener Tools**

A comprehensive line of industrial quality bits, finders, sockets and extensions.  
(Catalog # TC-100)  
[www.apex-tools.com](http://www.apex-tools.com)



### **Dotco/Cleco Material Removal Tools**

A full line of pneumatic material removal tools including drills, sanders, and grinders.  
(Catalog # SP-102)  
[www.dotco-tools.com](http://www.dotco-tools.com)



### **Gardner-Denver Air Hoists**

A broad line of quality pneumatic hoists for industrial applications.  
(Catalog # SP-103)  
[www.gardnerdenvertools.com](http://www.gardnerdenvertools.com)



### **Apex Universal Joints**

Industrial quality universal joints that can be custom designed for most any application.  
(Catalog # SP-1400)  
[www.apexuniversal.com](http://www.apexuniversal.com)



### **Buckeye • Dotco • Gardner-Denver Power Motors**

A comprehensive line of industrial pneumatic motors for a multitude of applications.  
(Catalog # SP-104)  
[www.buckeye-tools.com](http://www.buckeye-tools.com)



### **Master Power Industrial Air Tools**

A complete line of industrial pneumatic tools for assembly and material removal applications.  
(Catalog # SP-904)  
[www.masterpowertools.com](http://www.masterpowertools.com)



### **Cleco Pneumatic Assembly Tools**

A full line of industrial pneumatic assembly tools from screwdrivers to nutrunners to impacts.  
(Catalog # SP-1000)  
[www.clecotools.com](http://www.clecotools.com)



### **Buckeye Fixtured Drills**

An extensive line of industrial pneumatic fixtured drills.  
(Catalog # SP-105)  
[www.buckeye-tools.com](http://www.buckeye-tools.com)



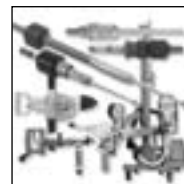
### **Utica Torque Products**

A full line of torque measuring products including torque screwdrivers, torque wrenches and analyzers.  
(Catalog # SP-301)  
[www.uticatools.com](http://www.uticatools.com)



### **Cleco D.C. Electric Assembly Tools**

A complete line of industrial D.C. electric assembly tools and controllers.  
(Catalog # SP-105)  
[www.clecotools.com](http://www.clecotools.com)



### **Airetool Tube Cleaners & Expanders**

A complete line of industrial tube cleaners, expanders and installation tools.  
(Catalog # SP-1100)  
[www.airetools.com](http://www.airetools.com)

# Conversion Tables

## Millimeter – Decimal – Fraction

mm	Dec.	in.	mm	Dec.	in.	mm	Dec.	in.	mm	Dec.	in.	mm	Dec.	in.
0.100	.0039		<b>5.159</b>	<b>.2031</b>	<b>13/64</b>	10.200	.4016		15.300	.6024		20.300	.7992	
0.200	.0079		5.200	.2047		10.300	.4055		15.400	.6063		20.400	.8031	
0.300	.0118		5.300	.2087		<b>10.319</b>	<b>.4063</b>	<b>13/32</b>	<b>15.478</b>	<b>.6094</b>	<b>39/64</b>	20.500	.8071	
<b>0.397</b>	<b>.0156</b>	<b>1/64</b>	5.400	.2126		10.400	.4094		15.500	.6102		20.600	.8110	
0.400	.0157		5.500	.2165		10.500	.4134		15.600	.6142		<b>20.638</b>	<b>.8125</b>	<b>13/16</b>
0.500	.0197		<b>5.556</b>	<b>.2188</b>	<b>7/32</b>	10.600	.4173		15.700	.6181		20.700	.8150	
0.600	.0236		5.600	.2205		10.700	.4219		15.800	.6220		20.800	.8189	
0.700	.0276		5.700	.2244		<b>10.716</b>	<b>.4219</b>	<b>27/64</b>	<b>15.875</b>	<b>.6250</b>	<b>5/8</b>	20.900	.8228	
<b>0.794</b>	<b>.0313</b>	<b>1/32</b>	5.800	.2283		10.800	.4252		15.900	.6250		21.000	.8268	
0.800	.0315		5.900	.2323		10.900	.4291		16.000	.6299		<b>21.034</b>	<b>.8182</b>	<b>53/64</b>
0.900	.0354		<b>5.953</b>	<b>.2344</b>	<b>15/64</b>	11.000	.4331		16.100	.6339		21.100	.8307	
1.000	.0394		6.000	.2362		11.100	.4370		16.200	.6378		21.200	.8307	
1.100	.0433		6.100	.2402		<b>11.113</b>	<b>.4375</b>	<b>7/16</b>	<b>16.272</b>	<b>.6406</b>	<b>41/64</b>	21.200	.8346	
<b>1.191</b>	<b>.0469</b>	<b>3/64</b>	6.200	.2441		11.200	.4409		16.300	.6417		21.300	.8386	
1.200	.0472		6.300	.2480		11.300	.4449		16.400	.6457		21.400	.8425	
1.300	.0512		<b>6.350</b>	<b>.2500</b>	<b>1/4</b>	11.400	.4488		16.500	.6496		<b>21.431</b>	<b>.8438</b>	<b>27/32</b>
1.400	.0551		6.400	.2520		11.500	.4528		16.600	.6535		21.500	.8465	
1.500	.0591		6.500	.2559		<b>11.509</b>	<b>.4531</b>	<b>29/64</b>	<b>16.669</b>	<b>.6563</b>	<b>21/32</b>	21.600	.8504	
<b>1.588</b>	<b>.0625</b>	<b>1/16</b>	6.600	.2598		11.600	.4567		16.700	.6575		21.700	.8543	
1.600	.0630		6.700	.2638		11.700	.4606		16.800	.6614		21.800	.8583	
1.700	.0669		<b>6.747</b>	<b>.2656</b>	<b>17/64</b>	11.800	.4646		16.900	.6654		<b>21.828</b>	<b>.8594</b>	<b>55/94</b>
1.800	.0709		6.800	.2677		11.900	.4685		17.000	.6693		21.900	.8622	
1.900	.0748		6.900	.2717		<b>11.906</b>	<b>.4688</b>	<b>15/32</b>	<b>17.066</b>	<b>.6719</b>	<b>43/64</b>	22.000	.8661	
<b>1.984</b>	<b>.0781</b>	<b>5/64</b>	7.000	.2756		12.000	.4724		17.100	.6732		22.100	.8701	
2.000	.0878		7.100	.2795		12.100	.4764		17.200	.6772		22.200	.8740	
2.100	.0827		<b>7.144</b>	<b>.2813</b>	<b>9/32</b>	12.200	.4803		17.300	.6811		<b>22.225</b>	<b>.8750</b>	<b>7/8</b>
2.200	.0866		7.200	.2835		12.300	.4843		17.400	.6850		22.300	.8780	
2.300	.0906		7.300	.2874		<b>12.303</b>	<b>.4844</b>	<b>31/64</b>	<b>17.463</b>	<b>.6875</b>	<b>11/16</b>	22.400	.8819	
<b>2.381</b>	<b>.0938</b>	<b>3/32</b>	7.400	.2913		12.400	.4882		17.500	.6890		22.500	.8858	
2.400	.0945		7.500	.2953		12.500	.4921		17.600	.6929		22.600	.8898	
2.500	.0984		<b>7.541</b>	<b>.2969</b>	<b>19/64</b>	12.600	.4961		17.700	.6968		<b>22.622</b>	<b>.8906</b>	<b>57/64</b>
2.600	.1024		7.600	.2992		<b>12.700</b>	<b>.5000</b>	<b>1/2</b>	17.800	.7008		22.700	.8937	
2.700	.1063		7.700	.3031		12.800	.5039		<b>17.859</b>	<b>.7031</b>	<b>45/64</b>	22.800	.8976	
<b>2.778</b>	<b>.1094</b>	<b>7/64</b>	7.800	.3071		12.900	.5079		17.900	.7047		22.900	.9016	
2.800	.1102		7.900	.3110		13.000	.5118		18.000	.7087		23.000	.9055	
2.900	.1142		<b>7.938</b>	<b>.3125</b>	<b>5/16</b>	<b>13.097</b>	<b>.5156</b>	<b>33/64</b>	18.100	.7126		<b>23.019</b>	<b>.9063</b>	<b>29/32</b>
3.000	.1181		8.000	.3150		13.100	.5157		18.200	.7165		23.100	.9094	
3.100	.1220		8.100	.3189		13.200	.5197		<b>18.256</b>	<b>.7188</b>	<b>23/32</b>	23.200	.9134	
<b>3.175</b>	<b>.1250</b>	<b>1/8</b>	8.200	.3228		13.300	.5236		18.300	.7205		23.300	.9173	
3.200	.1260		8.300	.3268		13.400	.5276		18.400	.7244		23.400	.9213	
3.300	.1299		<b>8.334</b>	<b>.3281</b>	<b>21/64</b>	<b>13.494</b>	<b>.5313</b>	<b>17/32</b>	18.500	.7283		<b>23.416</b>	<b>.9219</b>	<b>59/64</b>
3.400	.1339		8.400	.3307		13.500	.5315		18.600	.7323		23.500	.9252	
3.500	.1378		8.500	.3346		13.600	.5354		<b>18.653</b>	<b>.7344</b>	<b>47/64</b>	23.600	.9291	
<b>3.572</b>	<b>.1406</b>	<b>9/64</b>	8.600	.3386		13.700	.5394		18.700	.7362		23.700	.9331	
3.600	.1417		8.700	.3425		13.800	.5433		18.800	.7402		23.800	.9370	
3.700	.1457		<b>8.731</b>	<b>.3438</b>	<b>11/32</b>	<b>13.891</b>	<b>.5469</b>	<b>35/64</b>	18.900	.7441		23.900	.9409	
3.800	.1496		8.800	.3465		13.900	.5472		19.000	.7480		24.000	.9449	
3.900	.1535		8.900	.3504		14.000	.5512		<b>19.050</b>	<b>.7500</b>	<b>3/4</b>	24.100	.9488	
<b>3.969</b>	<b>.1563</b>	<b>5/32</b>	9.000	.3543		14.100	.5551		19.100	.7520		24.200	.9528	
4.000	.1575		9.100	.3583		14.200	.5591		19.200	.7559		<b>24.209</b>	<b>.9531</b>	<b>61/64</b>
4.100	.1624		<b>9.128</b>	<b>.3594</b>	<b>23/64</b>	<b>14.288</b>	<b>.5625</b>	<b>9/16</b>	19.300	.7598		24.300	.9567	
4.200	.1654		9.200	.3622		14.300	.5630		19.400	.7638		24.400	.9606	
4.300	.1693		9.300	.3661		14.400	.5669		<b>19.447</b>	<b>.7656</b>	<b>49/64</b>	24.500	.9646	
<b>4.366</b>	<b>.1719</b>	<b>11/64</b>	9.400	.3701		14.500	.5709		19.500	.7677		24.600	.9685	
4.400	.732		9.500	.3740		14.600	.5748		19.600	.7717		<b>24.606</b>	<b>.9688</b>	<b>31/32</b>
4.500	.1772		<b>9.525</b>	<b>.3750</b>	<b>3/8</b>	<b>14.684</b>	<b>.5781</b>	<b>37/64</b>	19.700	.7756		24.700	.9724	
4.600	.1811		9.600	.3780		14.700	.5787		19.800	.7795		24.800	.9764	
4.700	.1850		9.700	.3819		14.800	.5827		<b>19.844</b>	<b>.7813</b>	<b>25/32</b>	24.900	.9803	
<b>4.763</b>	<b>.1875</b>	<b>3/16</b>	9.800	.3858		14.900	.5866		19.900	.7835		25.000	.9843	
4.800	.1890		9.900	.3898		15.000	.5906		20.000	.7874		<b>25.003</b>	<b>.9844</b>	<b>63/64</b>
4.900	.1929		<b>9.922</b>	<b>.3902</b>	<b>25/64</b>	<b>15.081</b>	<b>.5938</b>	<b>19/32</b>	20.100	.7913		25.100	.9882	
5.000	.1969		10.000	.3937		15.100	.5945		20.200	.7953		25.200	.9921	
5.100	.2008		10.100	.3976		15.200	.5984		<b>20.241</b>	<b>.7969</b>	<b>51/64</b>	25.300	.9961	
												<b>25.400</b>	<b>1.000</b>	<b>1</b>

## Sales & Service Centers

**Note:** All locations may not service all products. Please contact the nearest Sales & Service Center for the appropriate facility to handle your service requirements.

**Dallas, TX**  
**Cooper Power Tools**  
**Sales & Service Center**  
1470 Post & Paddock  
Grand Prairie, TX 75050  
Tel: (972) 641-9563  
Fax: (972) 641-9674

**Detroit, MI**  
**Cooper Power Tools**  
**Sales & Service Center**  
4121 North Atlantic Blvd.  
Auburn Hills, MI 48326  
Tel: (248) 391-3700  
Fax: (248) 391-6295

**Houston, TX**  
**Cooper Power Tools**  
**Sales & Service Center**  
6550 West Sam Houston  
Parkway North, Suite 200  
Houston, TX 77041  
Tel: (713) 849-2364  
Fax: (713) 849-2047

**Lexington, SC**  
**Cooper Power Tools**  
670 Industrial Drive  
Lexington, SC 29072  
Tel: (800) 845-5629  
Tel: (803) 359-1200  
Fax: (803) 358-7681

**Seattle, WA**  
**Cooper Power Tools**  
**Sales & Service Center**  
2865 152nd Ave N.E.  
Redmond, WA 98052  
Tel: (425) 497-0476  
Fax: (425) 497-0496

**York, PA**  
**Cooper Power Tools**  
**Sales & Service Center**  
3990 East Market Street  
York, PA 17402  
Tel: (717) 755-2933  
Fax: (717) 757-5063

**Canada**  
**Cooper Power Tools**  
**Sales & Service Center**  
5925 McLaughlin Road  
Mississauga, Ont. L5R 1B8  
Canada  
Tel: (905) 501-4785  
Fax: (905) 501-4786

**Cooper Power Tools**  
P.O. Box 1410  
Lexington, SC 29071-1410  
USA  
Phone: 800-845-5629  
803-359-1200  
Fax: 803-359-0822

**Cooper Power Tools**  
4121 North Atlantic Blvd.  
Auburn Hills, MI 48326  
USA  
Phone: (248) 391-3700  
Fax: (248) 391-6295

**Cooper Power Tools**  
5925 McLaughlin Road  
Mississauga, Ontario  
Canada L5R 1B8  
Phone: (905) 501-4785  
Fax: (905) 501-4786

**Cooper Power Tools**  
**de México S.A. de C.V.**  
Libramiento La Joya No. 1  
Bodega No. 2  
Esq. Politécnico  
Barrio San José  
Cuautitlán, Edo de México  
C.P. 54870  
Phone: +52-55-5899-9510  
Fax: +52-55-5870-5012

**Cooper Tools Industrial Ltda.**  
Av. Liberdade, 4055  
Zona Industrial - Iporanga  
18087-170 Sorocaba, SP  
Brazil  
Tel: +55-15-3238-3929  
Fax: +55-15-228-3260

**Cooper Power Tools SAS**  
Zone industrielle - B.P. 28  
77831 Ozoir-la-Ferrière Cedex  
France  
Téléphone: +33-1-6443-2200  
Téléfax: +33-1-6440-1717

**Cooper Power Tools**  
**GmbH & Co. OHG**  
Postfach 30  
D-73461 Westhausen  
Germany  
Phone: +49 (0) 73 63/ 81-0  
Fax: +49 (0) 73 63/ 81-222  
E-Mail:  
sales-de@coopertools.com

**Cooper Tools Hungária Kft.**  
Berkenyefa sor 7  
H-9027 Győr  
Hungary  
Tel: +36-96-505 300  
Fax: +36-96-505 301

**Cooper (China) Co., Ltd.**  
955 Sheng Li Road,  
Heqing Pudong, Shanghai  
China 201201  
Tel: +86-21-28994176  
+86-21-28994177  
Fax: + 86-21-51118446

[www.cooperpowertools.com](http://www.cooperpowertools.com)

**Cooper Industries, Ltd.**  
600 Travis, Ste. 5800  
Houston, TX 77002-1001  
P: 713-209-8400  
[www.cooperindustries.com](http://www.cooperindustries.com)